

# SUNEX<sup>®</sup> TOOLS

**GUARANTEED TO PERFORM**

**FULL PRODUCT LINE CATALOG**



[WWW.SUNEXTOOLS.COM](http://WWW.SUNEXTOOLS.COM)

## SUNEX TOOLS® WARRANTY PROGRAM

### Limited Warranty...

**SUNEX TOOLS® WARRANTS TO ITS CUSTOMERS THAT THE COMPANY'S SUNEX TOOLS® BRANDED PRODUCTS ARE FREE FROM DEFECTS IN WORKMANSHIP AND MATERIALS.**

Sunex Tools® will repair or replace its Sunex Tools® branded products which fail to give satisfactory service due to defective workmanship or materials, based upon the terms and conditions of the described warranty plans attributed to that specific product. **FOR MORE DETAIL REGARDING PRODUCT SPECIFIC WARRANTY POLICIES, PLEASE REFER TO THE WARRANTY STATEMENTS IN THE RELEVANT PRODUCT SECTION OF THIS CATALOG.**

### Other important warranty information...

- Sunex Tools® Warranties do not cover damage to equipment or tools arising from alteration, abuse, misuse, damage and do not cover any repairs or replacement made by anyone other than Sunex Tools® or its authorized warranty service centers. The foregoing obligation is Sunex Tools® sole liability under this or any implied warranty and under no circumstances shall Sunex Tools® be liable for any incidental or consequential damages. Sunex Tools® Warranties give you specific legal rights and you may also have other rights which vary from state to state.
- **Note:** Some states do not allow the exclusion or limitation of incidental or consequential damages, so the above limitation or exclusion may not apply to you.
- Return equipment or parts to Sunex Tools®, or an authorized warranty service center, transportation prepaid. Be certain to include your name and address, evidence of the purchase date, and description of the suspected defect.
- Kits and Sets: Sunex Tools® Lifetime Warranties on Kits and Sets applies to the individual parts within the kit or set. If one part is deemed to be defective, we will replace that part and not the complete kit or set.
- Repair kits and replacement parts are available for many Sunex Tools® products regardless of whether or not the product is still covered by a warranty plan.

### Please Note:

- All specifications within this catalog are for reference only. Please refer to product manuals included with each tool for official specifications.
- Sunex Tools® reserves the right to change design, materials, and specifications without notice due to ongoing product improvements. Product shipped may differ from photo shown.

**Shipping Address:** Sunex Tools® • 315 Hawkins Rd. • Travelers Rest, SC 29690

**Mailing Address:** Sunex Tools® • P.O. Box 1233 • Travelers Rest, SC 29690

**Sunex Tools® Service:** Phone 877.786.3939 Toll Free 800.833.7869 Fax 864.834.7954

<b>IMPACT SOCKETS SECTION</b>	<b>8</b>
■ 1/4" DRIVE IMPACT SOCKETS	10
■ 3/8" DRIVE IMPACT SOCKETS	16
■ 1/2" DRIVE IMPACT SOCKETS	27
■ 3/4" DRIVE IMPACT SOCKETS	45
■ 1" DRIVE IMPACT SOCKETS	52
■ #5 SPLINE DRIVE IMPACT SOCKETS	57
■ HEX DRIVERS	58
■ ADAPTERS, REDUCERS, AND SUPER REDUCERS	63
■ EXTENSIONS	65
■ SPECIALTY SOCKETS	66
■ IMPACT SOCKET SPECIFICATIONS	83
■ PRODUCT INDEX	242

<b>HAND TOOLS SECTION</b>	<b>133</b>
■ WRENCHES	135
■ CROWFOOT WRENCHES	148
■ PLIERS	150
■ SCREWDRIVERS	152
■ NUT DRIVERS	154
■ PICK SET / PRY BARS	155
■ HAND TOOLS	157
■ PULLERS	163
■ BEARING DRIVER SET / CALIPER SET	166
■ TORQUE & MEASURING TOOLS	167
■ PRODUCT INDEX	261

<b>AIR TOOLS SECTION</b>	<b>170</b>
■ IMPACT WRENCHES	172
■ RATCHETS	175
■ SANDERS / POLISHERS	177
■ GRINDERS	180
■ SAWS / CUT OFF TOOLS / METAL SHEAR	184
■ PUNCH / FLANGE TOOLS	185
■ DRILLS	186
■ HAMMERS / NEEDLE SCALERS	187
■ RIVETERS	189
■ SPRAY GUNS	191
■ SPRAY GUN HOLDER / REGULATOR	192
■ SPECIALTY TOOLS	193
■ ACCESSORIES	194
■ PRODUCT INDEX	265

<b>LIFTING EQUIPMENT SECTION</b>	<b>199</b>
FLOOR SERVICE JACKS	201
TRUCK JACKS / PORTABLE AIR LIFT JACK	204
TRUCK EQUIPMENT	206
JACK STANDS	207
UNDER HOIST & TRAILER SUPPORT STANDS	208
BOTTLE JACKS	209
PORTABLE HYDRAULIC POWER KITS	211
UNDER HOIST TRANSMISSION JACKS	212
FLOOR MODEL TRANSMISSION JACKS	214
ENGINE STANDS	215
ATV / MOTORCYCLE LIFT	216
ENGINE CRANE / ENGINE SUPPORT TOOL	217
PRODUCT INDEX	267

<b>SHOP EQUIPMENT SECTION</b>	<b>218</b>
■ SERVICE CARTS & ACCESSORIES	220
■ CREEPERS	228
■ SHOP SEATS	229
■ SHOP EQUIPMENT	230
■ MAGNETIC PARTS TRAYS	231
■ STAND AND GRINDERS	232
■ U.S. MADE SHOP PRESSES	233
■ PRESS ACCESSORIES	239
■ PUNCHES, BED PLATES, & V-BLOCKS	240
■ BEARING SPLITTERS	241
■ PRODUCT INDEX	268

# IMPACT SOCKETS

**GUARANTEED TO PERFORM**



Trusted by Professionals  
Since 1977

[www.sunextools.com](http://www.sunextools.com)

 **SUNEX**<sup>®</sup>  
T O O L S



## SUNEX TOOLS® WARRANTY PROGRAM

**Sunex Tools® Impact Sockets:** These products are warranted against defects in materials and workmanship for the **LIFE OF THE PRODUCT**. This warranty does not apply to items that have been misused, abused, altered in any way, or worn out from use. Some Adapters (1805, 2301, 3305, 4301, 5303, 5524, 6332), Reducers (1805, 2301, 4301, 5303, 5524, 6332), and Extra Thin Wall Impact Sockets (2624, 2617, 2626, 2619, 2628, 2621, 2632, 2622, 2634, 2623) are sold without warranty.

**Sunex Tools® Super Reducers:** Sunex Tools' Super Reducers are covered under the **Lifetime Warranty** for impact sockets. This policy extends only to Super Reducer model numbers 2303, 3303, 4305, and 5305.

**Sunex Tools® Chrome-Vanadium Sockets:** All Sunex Tools® sockets are clearly marked with the material from which they are manufactured. Sockets intended for use with hand operated tools are made from Chrome-Vanadium Alloy Steel. **THESE SOCKETS ARE NOT DESIGNED FOR USE WITH IMPACT TOOLS OF ANY KIND.** Doing so will void the warranty on these sockets.

# 1/4" DRIVE IMPACT SOCKETS



## 1/4" DRIVE STANDARD 9 PIECE METRIC IMPACT SOCKET SET

- > CR-MO alloy steel for long life
- > Radius corner design extends the life of fasteners
- > Heavy duty blow molded storage case



### 1809

INCLUDES:

5.5mm (8055M)	6mm (806M)	7mm (807M)
8mm (808M)	9mm (809M)	10mm (810M)
11mm (811M)	12mm (812M)	13mm (813M)



## 1/4" DRIVE STANDARD 10 PIECE SAE IMPACT SOCKET SET

- > CR-MO alloy steel for long life
- > Radius corner design extends the life of fasteners
- > Heavy duty blow molded storage case



### 1810

INCLUDES:

3/16" (806)	7/32" (807)	1/4" (808)
9/32" (809)	5/16" (810)	11/32" (811)
3/8" (812)	7/16" (814)	1/2" (816)
9/16" (818)		



## 1/4" DRIVE DEEP 10 PIECE SAE IMPACT SOCKET SET

- > CR-MO alloy steel for long life
- > Radius corner design extends the life of fasteners
- > Heavy duty blow molded storage case



### 1811

INCLUDES:

3/16" (806D)	7/32" (807D)	1/4" (808D)
9/32" (809D)	5/16" (810D)	11/32" (811D)
3/8" (812D)	7/16" (814D)	1/2" (816D)
9/16" (818D)		

# 1/4" DRIVE IMPACT SOCKETS



## 1/4" DRIVE DEEP 9 PIECE METRIC IMPACT SOCKET SET

- > CR-MO alloy steel for long life
- > Radius corner design extends the life of fasteners
- > Heavy duty blow molded storage case



### 1812

INCLUDES:

5.5mm (8055MD)	6mm (806MD)	7mm (807MD)
8mm (808MD)	9mm (809MD)	10mm (810MD)
11mm (811MD)	12mm (812MD)	13mm (813MD)



## 1/4" DRIVE UNIVERSAL 6 PIECE SAE IMPACT SOCKET SET

- > CR-MO alloy steel for long life
- > Radius corner design extends the life of fasteners
- > Heavy duty blow molded storage case



### 1813

INCLUDES:

1/4" (808U)	5/16" (810U)	3/8" (812U)
7/16" (814U)	1/2" (816U)	9/16" (818U)



## 1/4" DRIVE UNIVERSAL 12 PIECE METRIC IMPACT SOCKET SET

- > CR-MO alloy steel for long life
- > Radius corner design extends the life of fasteners
- > Heavy duty blow molded storage case



### 1814

INCLUDES:

5mm (805UM)	5.5mm (8055UM)	6mm (806UM)
7mm (807UM)	8mm (808UM)	9mm (809UM)
10mm (810UM)	11mm (811UM)	12mm (812UM)
13mm (813UM)	14mm (814UM)	15mm (815UM)

# 1/4" DRIVE IMPACT SOCKETS

## 1/4" DRIVE 48 PIECE SAE & METRIC IMPACT SOCKET SET

- > CR-MO alloy steel for long life
- > Radius corner design extends the life of fasteners
- > Heavy duty blow molded storage case



## 1/4" DRIVE MAGNETIC 23 PIECE SAE & METRIC MASTER IMPACT SOCKET SET

- > Magnetized to hold fasteners securely during installation and removal
- > CR-MO alloy steel for long life
- > Radius corner design extends the life of fasteners
- > Heavy duty blow molded storage case



### 1848

INCLUDES:

10 Standard SAE Sockets:

3/16" (806)	7/32" (807)	1/4" (808)
9/32" (809)	5/16" (810)	11/32" (811)
3/8" (812)	7/16" (814)	1/2" (816)
9/16" (818)		

INCLUDES:

10 Deep SAE Sockets:

3/16" (806D)	7/32" (807D)	1/4" (808D)
9/32" (809D)	5/16" (810D)	11/32" (811D)
3/8" (812D)	7/16" (814D)	1/2" (816D)
9/16" (818D)		

14 Standard Metric Sockets:

4mm (804M)	4.5mm (8045M)	5mm (805M)
5.5mm (8055M)	6mm (806M)	7mm (807M)
8mm (808M)	9mm (809M)	10mm (810M)
11mm (811M)	12mm (812M)	13mm (813M)
14mm (814M)	15mm (815M)	

14 Deep Metric Sockets:

4mm (804MD)	4.5mm (8045MD)	5mm (805MD)
5.5mm (8055M)	6mm (806MD)	7mm (807MD)
8mm (808MD)	9mm (809MD)	10mm (810MD)
11mm (811MD)	12mm (812MD)	13mm (813MD)
14mm (814MD)	15mm (815MD)	

### 1818

INCLUDES:

9 SAE Sockets:

3/16" (806MG)	7/32" (807MG)	1/4" (808MG)
9/32" (809MG)	5/16" (810MG)	11/32" (811MG)
3/8" (812MG)	7/16" (814MG)	1/2" (816MG)

12 Metric Sockets:

5mm (805MMG)	5.5mm (8055MMG)	6mm (806MMG)
7mm (807MMG)	8mm (808MMG)	9mm (809MMG)
10mm (810MMG)	11mm (811MMG)	12mm (812MMG)
13mm (813MMG)	14mm (814MMG)	15mm (815MMG)

Universal Joint (1800)

2" Extension (1802)

# 1/4" DRIVE IMPACT SOCKETS



## 1/4", 3/8", & 1/2" DRIVE 12 PIECE INTERNAL STAR IMPACT SOCKET SET

- > CR-MO alloy steel for long life
- > Heavy duty blow molded storage case

### 1820S

INCLUDES:

1/4" Drive:

T10 (1820S1)	T15 (1820S2)	T20 (1820S3)
T25 (1820S4)	T27 (1820S5)	T30 (1820S6)

3/8" Drive:

T40 (3670S5)	T45 (3670S6)	T47 (3670S7)
T50 (3670S8)	T55 (3670S9)	

1/2" Drive: T60 (2690S7)



## 1/4" DRIVE 12 POINT 11 PIECE MAGNETIC METRIC UNIVERSAL IMPACT SOCKET SET

- > CR-MO alloy steel for long life
- > Great for use in confined spaces
- > Magnetic sockets hold fastener securely in place
- > Heavy duty blow molded storage case
- > Shipping weight (Lbs.) - 0.87

### 1825

INCLUDES:

5mm (805ZUMMG) 6mm (806ZUMMG)

7mm (807ZUMMG) 8mm (808ZUMMG)

9mm (809ZUMMG) 10mm (810ZUMMG)

11mm (811ZUMMG) 12mm (812ZUMMG)

13mm (813ZUMMG) 14mm (814ZUMMG)

15mm (815ZUMMG)



## 1/4" DRIVE DEEP 10 PIECE MAGNETIC SAE IMPACT SOCKET SET

- > CR-MO alloy steel for long life
- > Sockets include a spring loaded magnet that retracts into the socket for extended bolt applications
- > Radius corner design extends the life of fasteners
- > Heavy duty blow molded storage case
- > Shipping weight (Lbs.) - 0.87

### 1830

INCLUDES:

3/16" (806DMG) 7/32" (807DMG) 1/4" (808DMG)

9/32" (809DMG) 5/16" (810DMG) 11/32" (811DMG)

3/8" (812DMG) 7/16" (814DMG) 1/2" (816DMG)

9/16" (818DMG)



## 1/4" DRIVE DEEP 14 PIECE MAGNETIC METRIC IMPACT SOCKET SET

- > CR-MO alloy steel for long life
- > Sockets include a spring loaded magnet that retracts into the socket for extended bolt applications
- > Radius corner design extends the life of fasteners
- > Heavy duty blow molded storage case
- > Shipping weight (Lbs.) - 1.2

### 1831

INCLUDES:

4mm (804MDMG) 4.5mm (8045MDMG)

5mm (805MDMG) 5.5mm (8055MDMG)

6mm (806MDMG) 7mm (807MDMG)

8mm (808MDMG) 9mm (809MDMG)

10mm (810MDMG) 11mm (811MDMG)

12mm (812MDMG) 13mm (813MDMG)

14mm (814MDMG) 15mm (815MDMG)



# 1/4" DRIVE IMPACT SOCKETS

## 1/4" DRIVE 74 PIECE SAE & METRIC MASTER IMPACT SOCKET SET

- > CR-MO alloy steel for long life
- > Radius corner design extends the life of fasteners
- > Heavy duty blow molded storage case

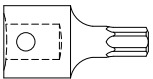


### 1874

INCLUDES:

<b>10 Standard Sockets:</b>		
3/16" (806)	7/32" (807)	1/4" (808)
9/32" (809)	5/16" (810)	11/32" (811)
3/8" (812)	7/16" (814)	1/2" (816)
9/16" (818)		
<b>10 Deep SAE Sockets:</b>		
3/16" (806D)	7/32" (807D)	1/4" (808D)
9/32" (809D)	5/16" (810D)	11/32" (811D)
3/8" (812D)	7/16" (814D)	1/2" (816D)
9/16" (818D)		
<b>14 Standard Metric Sockets:</b>		
4mm (804M)	4.5mm (8045M)	5mm (805M)
5.5mm (8055M)	6mm (806M)	7mm (807M)
8mm (808M)	9mm (809M)	10mm (810M)
11mm (811M)	12mm (812M)	13mm (813M)
14mm (814M)	15mm (815M)	
<b>11 Deep Metric Sockets:</b>		
5.5mm (8055MD)	6mm (806MD)	7mm (807MD)
8mm (808MD)	9mm (809MD)	10mm (810MD)
11mm (811MD)	12mm (812MD)	13mm (813MD)
14mm (814MD)	15mm (815MD)	
<b>6 Universal SAE Sockets:</b>		
1/4" (808U)	5/16" (810U)	3/8" (812U)
7/16" (814U)	1/2" (816U)	9/16" (818U)
<b>12 Universal Metric Sockets:</b>		
5mm (805UM)	5.5mm (8055UM)	6mm (806UM)
7mm (807UM)	8mm (808UM)	9mm (809UM)
10mm (810UM)	11mm (811UM)	12mm (812UM)
13mm (813UM)	14mm (814UM)	15mm (815UM)
<b>6 Internal Star Sockets:</b>		
T10 (1820S1)	T15 (1820S2)	T20 (1820S3)
T25 (1820S4)	T27 (1820S5)	T30 (1820S6)
<b>3 Extensions:</b>		
2" (1802)	4" (1804)	6" (1806)
<b>Universal Joint (1800)</b>		
<b>3/8" Adapter (3301)</b>		

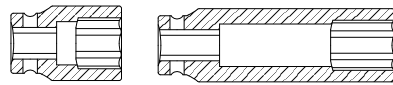
## 1/4" DRIVE INDIVIDUAL INTERNAL STAR SOCKETS



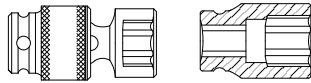
Size	Model #
T10	1820S1
T15	1820S2
T20	1820S3
T25	1820S4
T27	1820S5
T30	1820S6

# 1/4" DRIVE IMPACT SOCKETS

## 1/4" DRIVE INDIVIDUAL SAE SOCKETS



Standard      Deep



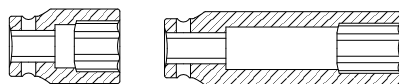
Universal      Magnetic



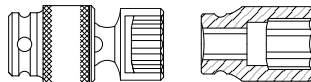
Deep Magnetic

Size	Standard	Deep	Universal	Magnetic	Deep Magnetic
SAE	Model#	Model#	Model#	Model#	Model#
3/16"	806	806D	806U	806MG	806DMG
7/32"	807	807D	807U	807MG	807DMG
1/4"	808	808D	808U	808MG	808DMG
9/32"	809	809D	809U	809MG	809DMG
5/16"	810	810D	810U	810MG	810DMG
11/32"	811	811D	811U	811MG	811DMG
3/8"	812	812D	812U	812MG	812DMG
7/16"	814	814D	814U	814MG	814DMG
1/2"	816	816D	816U	816MG	816DMG
9/16"	818	818D	818U	818MG	818DMG

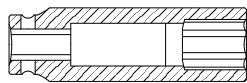
## 1/4" DRIVE INDIVIDUAL METRIC SOCKETS



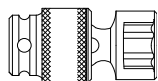
Standard      Deep



Universal      Magnetic



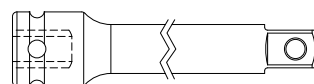
Deep Magnetic



12 pt. Magnetic Universal

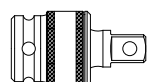
Size	Standard	Deep	Universal	Magnetic	Deep Magnetic	12 Pt. Mag. Universal
Metrics	Model#	Model#	Model#	Model#	Model#	Model#
4mm	804M	804MD	804UM	804MMG	804MDMG	
4.5mm	8045M	8045MD	8045UM	8045MMG	8045MDMG	
5mm	805M	805MD	805UM	805MMG	805MDMG	805ZUMMG
5.5mm	8055M	8055MD	8055UM	8055MMG	8055MDMG	
6mm	806M	806MD	806UM	806MMG	806MDMG	806ZUMMG
7mm	807M	807MD	807UM	807MMG	807MDMG	807ZUMMG
8mm	808M	808MD	808UM	808MMG	808MDMG	808ZUMMG
9mm	809M	809MD	809UM	809MMG	809MDMG	809ZUMMG
10mm	810M	810MD	810UM	810MMG	810MDMG	810ZUMMG
11mm	811M	811MD	811UM	811MMG	811MDMG	811ZUMMG
12mm	812M	812MD	812UM	812MMG	812MDMG	812ZUMMG
13mm	813M	813MD	813UM	813MMG	813MDMG	813ZUMMG
14mm	814M	814MD	814UM	814MMG	814MDMG	814ZUMMG
15mm	815M	815MD	815UM	815MMG	815MDMG	815ZUMMG

## 1/4" DRIVE INDIVIDUAL EXTENSIONS



Item	Model #
2" Extension	1802
4" Extension	1804
6" Extension	1806

## 1/4" DRIVE INDIVIDUAL UNIVERSAL JOINT



Item	Model #
Universal Joint	1800

# 3/8" DRIVE IMPACT SOCKETS

## 3/8" DRIVE 25 PIECE SAE MASTER IMPACT SOCKET SET

- > CR-MO alloy steel for long life
- > Radius corner design extends the life of fasteners
- > Heavy duty blow molded storage case



SAE

### 3325

INCLUDES:

12 Standard Sockets:

5/16" (310)	3/8" (312)	7/16" (314)	1/2" (316)
9/16" (318)	5/8" (320)	11/16" (322)	3/4" (324)
13/16" (326)	7/8" (328)	15/16" (330)	1" (332)

12 Deep Sockets:

5/16" (310D)	3/8" (312D)	7/16" (314D)
1/2" (316D)	9/16" (318D)	5/8" (320D)
11/16" (322D)	3/4" (324D)	13/16" (326D)
7/8" (328D)	15/16" (330D)	1" (332D)

Universal Joint (3301)

## 3/8" DRIVE 12 POINT 25 PIECE SAE MASTER IMPACT SOCKET SET

- > CR-MO alloy steel for long life
- > 12 Point sockets offer double the starting points as 6 point sockets
- > Radius corner design extends the life of fasteners
- > Heavy duty blow molded storage case



SAE

12 POINT

### 3326

INCLUDES:

12 Standard 12 Point Sockets:

5/16" (310Z)	3/8" (312Z)	7/16" (314Z)
1/2" (316Z)	9/16" (318Z)	5/8" (320Z)
11/16" (322Z)	3/4" (324Z)	13/16" (326Z)
7/8" (328Z)	15/16" (330Z)	1" (332Z)

12 Deep 12 Point Sockets:

5/16" (36801)	3/8" (36802)	7/16" (36803)
1/2" (36804)	9/16" (36805)	5/8" (36806)
11/16" (36807)	3/4" (36808)	13/16" (36809)
7/8" (368010)	15/16" (368011)	1" (368012)

Universal Joint (3301)

## 3/8" DRIVE SEMI-DEEP 13 PIECE SAE IMPACT SOCKET SET

- > CR-MO alloy steel for long life
- > Radius corner design extends the life of fasteners
- > Heavy duty blow molded storage case



SAE

### 3327

INCLUDES:

5/16" (310RD)	3/8" (312RD)	7/16" (314RD)
1/2" (316RD)	9/16" (318RD)	5/8" (320RD)
11/16" (322RD)	3/4" (324RD)	13/16" (326RD)
7/8" (328RD)	15/16" (330RD)	1" (332RD)

Universal Joint (3301)



## 3/8" DRIVE IMPACT SOCKETS



### 3/8" DRIVE MID-DEPTH 14 PIECE METRIC IMPACT SOCKET SET

- > CR-MO alloy steel for long life
- > Radius corner design extends the life of fasteners
- > Heavy duty blow molded storage case



#### 3328

INCLUDES:

8mm (308MRD)	9mm (309MRD)	10mm (310MRD)
11mm (311MRD)	12mm (312MRD)	13mm (313MRD)
14mm (314MRD)	15mm (315MRD)	16mm (316MRD)
17mm (317MRD)	18mm (318MRD)	19mm (319MRD)
21mm (321MRD)	22mm (322MRD)	

### 3/8" DRIVE 29 PIECE METRIC MASTER IMPACT SOCKET SET

- > CR-MO alloy steel for long life
- > Radius corner design extends the life of fasteners
- > Heavy duty blow molded storage case



#### 3329

INCLUDES:

14 Standard Sockets:

8mm (308M)	9mm (309M)	10mm (310M)
11mm (311M)	12mm (312M)	13mm (313M)
14mm (314M)	15mm (315M)	16mm (316M)
17mm (317M)	18mm (318M)	19mm (319M)
21mm (321M)	22mm (322M)	

14 Deep Sockets:

8mm (308MD)	9mm (309MD)	10mm (310MD)
11mm (311MD)	12mm (312MD)	13mm (313MD)
14mm (314MD)	15mm (315MD)	16mm (316MD)
17mm (317MD)	18mm (318MD)	19mm (319MD)
21mm (321MD)	22mm (322MD)	

Universal Joint (3301)

### 3/8" DRIVE 12 POINT 29 PIECE METRIC MASTER IMPACT SOCKET SET

- > CR-MO alloy steel for long life
- > Radius corner design extends the life of fasteners
- > Heavy duty blow molded storage case



#### 3330

INCLUDES:

14 Standard 12 Point Sockets:

8mm (308MZ)	9mm (309MZ)	10mm (310MZ)
11mm (311MZ)	12mm (312MZ)	13mm (313MZ)
14mm (314MZ)	15mm (315MZ)	16mm (316MZ)
17mm (317MZ)	18mm (318MZ)	19mm (319MZ)
21mm (321ZM)	22mm (322ZM)	

14 Deep 12 Point Sockets:

8mm (368208)	9mm (368209)	10mm (368210)
11mm (368211)	12mm (368212)	13mm (368213)
14mm (368214)	15mm (368215)	16mm (368216)
17mm (368217)	18mm (368218)	19mm (368219)
21mm (321ZMD)	22mm (322ZMD)	

Universal Joint (3301)

## 3/8" DRIVE IMPACT SOCKETS

### 3/8" DRIVE STANDARD AND DEEP LENGTH 42 PIECE SAE & METRIC MASTER IMPACT SOCKET SET

- > CR-MO alloy steel for long life
- > Radius corner design extends the life of fasteners
- > Heavy duty blow molded storage case



### 3/8" DRIVE STANDARD 13 PIECE METRIC IMPACT SOCKET SET

- > CR-MO alloy steel for long life
- > Radius corner design extends the life of fasteners
- > Heavy duty blow molded storage case



### 3/8" DRIVE DEEP 13 PIECE METRIC IMPACT SOCKET SET

- > CR-MO alloy steel for long life
- > Radius corner design extends the life of fasteners
- > Heavy duty blow molded storage case



### 3342

INCLUDES:

8 Standard Sockets:

5/16" (310)      3/8" (312)      7/16" (314)

1/2" (316)      9/16" (318)      5/8" (320)

11/16" (322)      3/4" (324)

8 Deep Sockets:

5/16" (310D)      3/8" (312D)      7/16" (314D)

1/2" (316D)      9/16" (318D)      5/8" (320D)

11/16" (322D)      3/4" (324D)

12 Standard Metric Sockets:

8mm (308M)      9mm (309M)      10mm (310M)

11mm (311M)      12mm (312M)      13mm (313M)

14mm (314M)      15mm (315M)      16mm (316M)

17mm (317M)      18mm (318M)      19mm (319M)

12 Deep Metric Sockets:

8mm (308MD)      9mm (309MD)      10mm (310MD)

11mm (311MD)      12mm (312MD)      13mm (313MD)

14mm (314MD)      15mm (315MD)      16mm (316MD)

17mm (317MD)      18mm (318MD)      19mm (319MD)

Universal Joint (3301)      3" Extension (3503)

### 3358

INCLUDES:

7mm (307M)      8mm (308M)      9mm (309M)

10mm (310M)      11mm (311M)      12mm (312M)

13mm (313M)      14mm (314M)      15mm (315M)

16mm (316M)      17mm (317M)      18mm (318M)

19mm (319M)

### 3359

INCLUDES:

7mm (307MD)      8mm (308MD)      9mm (309MD)

10mm (310MD)      11mm (311MD)      12mm (312MD)

13mm (313MD)      14mm (314MD)      15mm (315MD)

16mm (316MD)      17mm (317MD)      18mm (318MD)

19mm (319MD)

## 3/8" DRIVE IMPACT SOCKETS



### 3/8" DRIVE STANDARD 12 PIECE SAE IMPACT SOCKET SET

- > CR-MO alloy steel for long life
- > Radius corner design extends the life of fasteners
- > Heavy duty blow molded storage case



#### 3360

INCLUDES:

5/16" (310)	3/8" (312)	7/16" (314)	1/2" (316)
9/16" (318)	5/8" (320)	11/16" (322)	3/4" (324)
13/16" (326)	7/8" (328)	15/16" (330)	1" (332)



### 3/8" DRIVE DEEP 28 PIECE SAE & METRIC MASTER IMPACT SOCKET SET

- > CR-MO alloy steel for long life
- > Radius corner design extends the life of fasteners
- > Heavy duty blow molded storage case



#### 3360DD

INCLUDES:

12 Deep SAE Sockets:

5/16" (310D)	3/8" (312D)	7/16" (314D)	1/2" (316D)
9/16" (318D)	5/8" (320D)	11/16" (322D)	3/4" (324D)
13/16" (326D)	7/8" (328D)	15/16" (330D)	1" (332D)

14 Deep Metric Sockets:

8mm (308MD)	9mm (309MD)	10mm (310MD)
11mm (311MD)	12mm (312MD)	13mm (313MD)
14mm (314MD)	15mm (315MD)	16mm (316MD)
17mm (317MD)	18mm (318MD)	19mm (319MD)
21mm (321MD)	22mm (322MD)	

1/2"(F) x 3/8"(M) Adapter (2301)

3" Extension (3503)



### 3/8" DRIVE DEEP 12 PIECE SAE IMPACT SOCKET SET

- > CR-MO alloy steel for long life
- > Radius corner design extends the life of fasteners
- > Heavy duty blow molded storage case



#### 3361

INCLUDES:

5/16" (310D)	3/8" (312D)	7/16" (314D)
1/2" (316D)	9/16" (318D)	5/8" (320D)
11/16" (322D)	3/4" (324D)	13/16" (326D)
7/8" (328D)	15/16" (330D)	1" (332D)



### 3/8" DRIVE STANDARD 8 PIECE SAE IMPACT SOCKET SET

- > CR-MO alloy steel for long life
- > Radius corner design extends the life of fasteners
- > Heavy duty blow molded storage case



#### 3650

INCLUDES:

5/16" (310)	3/8" (312)	7/16" (314)	1/2" (316)
9/16" (318)	5/8" (320)	11/16" (322)	3/4" (324)

## 3/8" DRIVE IMPACT SOCKETS



### 3/8" DRIVE STANDARD 8 PIECE METRIC IMPACT SOCKET SET

- > CR-MO alloy steel for long life
- > Radius corner design extends the life of fasteners
- > Heavy duty blow molded storage case



#### 3651

INCLUDES:

9mm (309M)	10mm (310M)	11mm (311M)
13mm (313M)	14mm (314M)	15mm (315M)
17mm (317M)	19mm (319M)	



### 3/8" DRIVE DEEP 8 PIECE SAE IMPACT SOCKET SET

- > CR-MO alloy steel for long life
- > Radius corner design extends the life of fasteners
- > Heavy duty blow molded storage case



#### 3652

INCLUDES:

5/16" (310D)	3/8" (312D)	7/16" (314D)
1/2" (316D)	9/16" (318D)	5/8" (320D)
11/16" (322D)	3/4" (324D)	



### 3/8" DRIVE DEEP 8 PIECE METRIC IMPACT SOCKET SET

- > CR-MO alloy steel for long life
- > Radius corner design extends the life of fasteners
- > Heavy duty blow molded storage case



#### 3653

INCLUDES:

9mm (309MD)	10mm (310MD)	11mm (311MD)
13mm (313MD)	14mm (314MD)	15mm (315MD)
17mm (317MD)	19mm (319MD)	



### 3/8" DRIVE UNIVERSAL 7 PIECE SAE IMPACT SOCKET SET

- > CR-MO alloy steel for long life
- > Radius corner design extends the life of fasteners
- > Heavy duty blow molded storage case



#### 3654

INCLUDES:

3/8" (312U)	7/16" (314U)	1/2" (316U)
9/16" (318U)	5/8" (320U)	11/16" (322U)
3/4" (324U)		

## 3/8" DRIVE IMPACT SOCKETS



### 3/8" DRIVE UNIVERSAL 7 PIECE METRIC IMPACT SOCKET SET

- > CR-MO alloy steel for long life
- > Radius corner design extends the life of fasteners
- > Heavy duty blow molded storage case



#### 3655

INCLUDES:

10mm (310UM)	13mm (313UM)	14mm (314UM)
15mm (315UM)	16mm (316UM)	17mm (317UM)
18mm (318UM)		



### 3/8" DRIVE DEEP UNIVERSAL 7 PIECE SAE IMPACT SOCKET SET

- > CR-MO alloy steel for long life
- > Radius corner design extends the life of fasteners
- > Heavy duty blow molded storage case



#### 3656

INCLUDES:

3/8" (312UD)	7/16" (314UD)	1/2" (316UD)
9/16" (318UD)	5/8" (320UD)	11/16" (322UD)
3/4" (324UD)		



### 3/8" DRIVE UNIVERSAL 10 PIECE METRIC IMPACT SOCKET SET

- > CR-MO alloy steel for long life
- > Radius corner design extends the life of fasteners
- > Heavy duty blow molded storage case



#### 3657

INCLUDES:

10mm (310UM)	11mm (311UM)	12mm (312UM)
13mm (313UM)	14mm (314UM)	15mm (315UM)
16mm (316UM)	17mm (317UM)	18mm (318UM)
19mm (319UM)		



### 3/8" DRIVE DEEP UNIVERSAL 10 PIECE METRIC IMPACT SOCKET SET

- > CR-MO alloy steel for long life
- > Radius corner design extends the life of fasteners
- > Heavy duty blow molded storage case



#### 3660

INCLUDES:

10mm (310UMD)	11mm (311UMD)	12mm (312UMD)
13mm (313UMD)	14mm (314UMD)	15mm (315UMD)
16mm (316UMD)	17mm (317UMD)	18mm (318UMD)
19mm (319UMD)		

## 3/8" DRIVE IMPACT SOCKETS



### 3/8" DRIVE INTERNAL STAR 9 PIECE IMPACT SOCKET SET

- > CR-MO alloy steel for long life
- > Heavy duty blow molded storage case

#### 3670S

INCLUDES:

T20 (3670S1)	T25 (3670S2)	T27 (3670S3)
T30 (3670S4)	T40 (3670S5)	T45 (3670S6)
T47 (3670S7)	T50 (3670S8)	T55 (3670S9)



### 3/8" DRIVE EXTERNAL STAR 9 PIECE IMPACT SOCKET SET

- > CR-MO alloy steel for long life
- > Radius corner design extends the life of fasteners
- > Heavy duty blow molded storage case

#### 3670SE

INCLUDES:

E5 (3670SE1)	E6 (3670SE2)	E7 (3670SE3)
E8 (3670SE4)	E10 (3670SE5)	E11 (3670SE6)
E12 (3670SE7)	E14 (3670SE8)	E16 (3670SE9)



### 3/8" DRIVE STANDARD 12 POINT 12 PIECE SAE IMPACT SOCKET SET

- > CR-MO alloy steel for long life
- > Radius corner design extends the life of fasteners
- > Heavy duty blow molded storage case
- > Shipping weight (Lbs.) - 2.2



#### 3674

INCLUDES:

5/16" (310Z)	3/8" (312Z)	7/16" (314Z)
1/2" (316Z)	9/16" (318Z)	5/8" (320Z)
11/16" (322Z)	3/4" (324Z)	13/16" (326Z)
7/8" (328Z)	15/16" (330Z)	1" (332Z)



### 3/8" DRIVE STANDARD 12 POINT 13 PIECE METRIC IMPACT SOCKET SET

- > CR-MO alloy steel for long life
- > Radius corner design extends the life of fasteners
- > Heavy duty blow molded storage case
- > Shipping weight (Lbs.) - 1.8



#### 3675

INCLUDES:

7mm (307MZ)	8mm (308MZ)	9mm (309MZ)
10mm (310MZ)	11mm (311MZ)	12mm (312MZ)
13mm (313MZ)	14mm (314MZ)	15mm (315MZ)
16mm (316MZ)	17mm (317MZ)	18mm (318MZ)
19mm (319MZ)		

## 3/8" DRIVE IMPACT SOCKETS



### 3/8" DRIVE DEEP UNIVERSAL 12 POINT 12 PIECE SAE IMPACT SOCKET SET

- > CR-MO alloy steel for long life
- > Radius corner design extends the life of fasteners
- > Heavy duty blow molded storage case
- > Shipping weight (Lbs.) - 4.9



#### 3677

INCLUDES:

5/16" (310ZUD)	3/8" (312ZUD)	7/16" (314ZUD)
1/2" (316ZUD)	9/16" (318ZUD)	5/8" (320ZUD)
11/16" (322ZUD)	3/4" (324ZUD)	13/16" (326ZUD)
7/8" (328ZUD)	15/16" (330ZUD)	1" (332ZUD)



### 3/8" DRIVE DEEP UNIVERSAL 12 POINT 13 PIECE METRIC IMPACT SOCKET SET

- > CR-MO alloy steel for long life
- > Radius corner design extends the life of fasteners
- > Heavy duty blow molded storage case
- > Shipping weight (Lbs.) - 4.6



#### 3678

INCLUDES:

7mm (307MZUD)	8mm (308MZUD)
9mm (309MZUD)	10mm (310MZUD)
11mm (311MZUD)	12mm (312MZUD)
13mm (313MZUD)	14mm (314MZUD)
15mm (315MZUD)	16mm (316MZUD)
17mm (317MZUD)	18mm (318MZUD)
19mm (319MZUD)	



### 3/8" DRIVE DEEP 12 POINT 12 PIECE SAE IMPACT SOCKET SET

- > CR-MO alloy steel for long life
- > Radius corner design extends the life of fasteners
- > Heavy duty blow molded storage case



#### 3680

INCLUDES:

5/16" (36801)	3/8" (36802)	7/16" (36803)
1/2" (36804)	9/16" (36805)	5/8" (36806)
11/16" (36807)	3/4" (36808)	13/16" (36809)
7/8" (368010)	15/16" (368011)	1" (368012)



### 3/8" DRIVE DEEP 12 POINT 13 PIECE METRIC IMPACT SOCKET SET

- > CR-MO alloy steel for long life
- > Ideal for working in tight areas
- > Radius corner design extends the life of fasteners
- > Heavy duty blow molded storage case



#### 3682

INCLUDES:

7mm (368207)	8mm (368208)
9mm (368209)	10mm (368210)
11mm (368211)	12mm (368212)
13mm (368213)	14mm (368214)
15mm (368215)	16mm (368216)
17mm (368217)	18mm (368218)
19mm (368219)	

## 3/8" DRIVE IMPACT SOCKETS



### 3/8" DRIVE UNIVERSAL 12 POINT 12 PIECE SAE IMPACT SOCKET SET

- > CR-MO alloy steel for long life
- > Radius corner design extends the life of fasteners
- > Heavy duty blow molded storage case
- > Shipping weight (Lbs.) - 7.5



### 3690

INCLUDES:

5/16" (310UZ)	3/8" (312UZ)	7/16" (314UZ)
1/2" (316UZ)	9/16" (318UZ)	5/8" (320UZ)
11/16" (322UZ)	3/4" (324UZ)	13/16" (326UZ)
7/8" (328UZ)	15/16" (330UZ)	1" (332UZ)



### 3/8" DRIVE UNIVERSAL 12 POINT 13 PIECE METRIC IMPACT SOCKET SET

- > CR-MO alloy steel for long life
- > Radius corner design extends the life of fasteners
- > Heavy duty blow molded storage case
- > Shipping weight (Lbs.) - 7.8

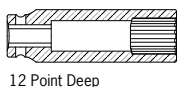
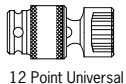
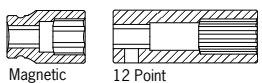
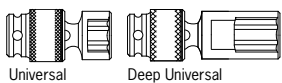
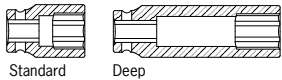


### 3691

INCLUDES:

7mm (307ZUM)	8mm (308ZUM)	9mm (309ZUM)
10mm (310ZUM)	11mm (311ZUM)	12mm (312ZUM)
13mm (313ZUM)	14mm (314ZUM)	15mm (315ZUM)
16mm (316ZUM)	17mm (317ZUM)	18mm (318ZUM)
19mm (319ZUM)		

## 3/8" DRIVE INDIVIDUAL SAE SOCKETS

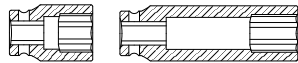


Size	Standard	Deep	Universal	Deep Univ.	Magnetic	12 Point	12 Pt Univ.	12 Pt. Deep	12 Pt. Univ./Deep
SAE	Model#	Model#	Model#	Model#	Model#	Model#	Model#	Model#	Model#
3/16"									
7/32"									
1/4"					308MG				
5/16"	310	310D	310U	310UD	310MG	310Z	310UZ	36801	310ZUD
3/8"	312	312D	312U	312UD	312MG	312Z	312UZ	36802	312ZUD
7/16"	314	314D	314U	314UD	314MG	314Z	314UZ	36803	314ZUD
1/2"	316	316D	316U	316UD	316MG	316Z	316UZ	36804	316ZUD
9/16"	318	318D	318U	318UD	318MG	318Z	318UZ	36805	318ZUD
5/8"	320	320D	320U	320UD	320MG	320Z	320UZ	36806	
11/16"	322	322D	322U	322UD	322MG	322Z	322UZ	36807	
3/4"	324	324D	324U	324UD	324MG	324Z	324UZ	36808	
13/16"	326	326D	326U	326UD		326Z	326UZ	36809	
7/8"	328	328D	328U	328UD		328Z	328UZ	368010	
15/16"	330	330D				330Z	330UZ	368011	
1"	332	332D				332Z	332UZ	368012	

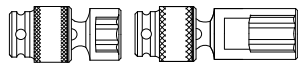


# 3/8" DRIVE IMPACT SOCKETS

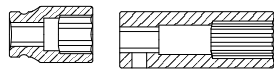
## 3/8" DRIVE INDIVIDUAL METRIC SOCKETS



Standard      Deep



Universal      Deep Universal



Magnetic      12 Point



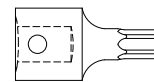
12 Point Universal



12 Point Deep

Size	Standard	Deep	Universal	Deep Univ.	Magnetic	12 Point	12 Pt. Univ.	12 Pt. Deep	12 Pt. Univ./Deep
Metric	Model#	Model#	Model#	Model#	Model#	Model#	Model#	Model#	Model#
4mm									
5mm									
6mm									
7mm	307M	307MD			307MMG	307MZ	307ZUM	368207	307MZUD
8mm	308M	308MD			308MMG	308MZ	308ZUM	368208	308MZUD
9mm	309M	309MD			309MMG	309MZ	309ZUM	368209	309MZUD
10mm	310M	310MD	310UM	310UMD	310MMG	310MZ	310ZUM	368210	310MZUD
11mm	311M	311MD	311UM	311UMD	311MMG	311MZ	311ZUM	368211	
12mm	312M	312MD	312UM	312UMD	312MMG	312MZ	312ZUM	368212	312MZUD
13mm	313M	313MD	313UM	313UMD	313MMG	313MZ	313ZUM	368213	313MZUD
14mm	314M	314MD	314UM	314UMD	314MMG	314MZ	314ZUM	368214	314MZUD
15mm	315M	315MD	315UM	315UMD	315MMG	315MZ	315ZUM	368215	315MZUD
16mm	316M	316MD	316UM	316UMD	316MMG	316MZ	316ZUM	368216	316MZUD
17mm	317M	317MD	317UM	317UMD	317MMG	317MZ	317ZUM	368217	317MZUD
18mm	318M	318MD	318UM	318UMD	318MMG	318MZ	318ZUM	368218	318MZUD
19mm	319M	319MD	319UM	319UMD	319MMG	319MZ	319ZUM	368219	319MZUD
20mm	320M	320MD	320UM	320UMD					
21mm	321M	321MD	321UM	321UMD				321ZMD	
22mm	322M	322MD	322UM	322UMD				322ZMD	

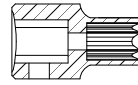
## 3/8" DRIVE INDIVIDUAL INTERNAL STAR SOCKETS



Size	Model #
T20	3670S1
T25	3670S2
T27	3670S3
T30	3670S4
T40	3670S5
T45	3670S6
T47	3670S7
T50	3670S8
T55	3670S9

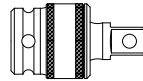
## 3/8" DRIVE IMPACT SOCKETS

### 3/8" DRIVE INDIVIDUAL EXTERNAL STAR SOCKETS



Size	Model #
E4	304SE
E5	3670SE1
E6	3670SE2
E7	3670SE3
E8	3670SE4
E10	3670SE5
E11	3670SE6
E12	3670SE7
E14	3670SE8
E16	3670SE9

### 3/8" DRIVE INDIVIDUAL UNIVERSAL JOINT



Item	Model #
Universal Joint	3301

# 1/2" DRIVE IMPACT SOCKETS



## 1/2" DRIVE EXTRA THIN WALL DEEP 11 PIECE SAE & METRIC IMPACT SOCKET SET

- > CR-MO alloy steel for long life
- > Radius corner design extends the life of fasteners
- > Heavy duty blow molded storage case



### 2611

INCLUDES:

5 SAE Sockets:

3/4" (2624)      13/16" (2626)      7/8" (2628)

1" (2632)      1-1/16" (2634)

5 Metric Sockets:

17mm (2617)      19mm (2619)      21mm (2621)

22mm (2622)      23mm (2623)

3" Extension (2503)



## 1/2" DRIVE 19 PIECE SAE IMPACT SOCKET SET

- > CR-MO alloy steel for long life
- > Radius corner design extends the life of fasteners
- > Heavy duty blow molded storage case



### 2640

INCLUDES:

3/8" (212)      7/16" (214)      1/2" (216)

9/16" (218)      5/8" (220)      11/16" (222)

3/4" (224)      13/16" (226)      7/8" (228)

15/16" (230)      1" (232)      1-1/16" (234)

1-1/8" (236)      1-3/16" (238)      1-1/4" (240)

1-5/16" (242)      1-3/8" (244)      1-7/16" (246)

1-1/2" (248)



## 1/2" DRIVE DEEP 19 PIECE SAE IMPACT SOCKET SET

- > CR-MO alloy steel for long life
- > Radius corner design extends the life of fasteners
- > Heavy duty blow molded storage case



### 2641

INCLUDES:

3/8" (212D)      7/16" (214D)      1/2" (216D)

9/16" (218D)      5/8" (220D)      11/16" (222D)

3/4" (224D)      13/16" (226D)      7/8" (228D)

15/16" (230D)      1" (232D)      1-1/16" (234D)

1-1/8" (236D)      1-3/16" (238D)      1-1/4" (240D)

1-5/16" (242D)      1-3/8" (244D)      1-7/16" (246D)

1-1/2" (248D)



## 1/2" DRIVE UNIVERSAL 14 PIECE SAE IMPACT SOCKET SET

- > CR-MO alloy steel for long life
- > Radius corner design extends the life of fasteners
- > Heavy duty blow molded storage case



### 2644

INCLUDES:

7/16" (214U)      1/2" (216U)      9/16" (218U)

5/8" (220U)      11/16" (222U)      3/4" (224U)

13/16" (226U)      7/8" (228U)      15/16" (230U)

1" (232U)      1-1/16" (234U)      1-1/8" (236U)

1-3/16" (238U)      1-1/4" (240U)

# 1/2" DRIVE IMPACT SOCKETS



## 1/2" DRIVE 26 PIECE METRIC IMPACT SOCKET SET

- > CR-MO alloy steel for long life
- > Radius corner design extends the life of fasteners
- > Heavy duty blow molded storage case



### 2645

INCLUDES:

10mm (210M)	11mm (211M)	12mm (212M)	13mm (213M)
14mm (214M)	15mm (215M)	16mm (216M)	17mm (217M)
18mm (218M)	19mm (219M)	20mm (220M)	21mm (221M)
22mm (222M)	23mm (223M)	24mm (224M)	25mm (225M)
26mm (226M)	27mm (227M)	28mm (228M)	29mm (229M)
30mm (230M)	32mm (232M)	33mm (233M)	34mm (234M)
35mm (235M)	36 mm (236M)		



## 1/2" DRIVE DEEP 26 PIECE METRIC IMPACT SOCKET SET

- > CR-MO alloy steel for long life
- > Radius corner design extends the life of fasteners
- > Heavy duty blow molded storage case



### 2646

INCLUDES:

10mm (210MD)	11mm (211MD)	12mm (212MD)
13mm (213MD)	14mm (214MD)	15mm (215MD)
16mm (216MD)	17mm (217MD)	18mm (218MD)
19mm (219MD)	20mm (220MD)	21mm (221MD)
22mm (222MD)	23mm (223MD)	24mm (224MD)
25mm (225MD)	26mm (226MD)	27mm (227MD)
28mm (228MD)	29mm (229MD)	30mm (230MD)
32mm (232MD)	33mm (233MD)	34mm (234MD)
35mm (235MD)	36 mm (236MD)	



## 1/2" DRIVE STANDARD 13 PIECE SAE IMPACT SOCKET SET

- > CR-MO alloy steel for long life
- > Radius corner design extends the life of fasteners
- > Heavy duty blow molded storage case



### 2650

INCLUDES:

7/16" (214)	1/2" (216)	9/16" (218)	5/8" (220)
11/16" (222)	3/4" (224)	13/16" (226)	7/8" (228)
15/16" (230)	1" (232)	1-1/16" (234)	1-1/8" (236)
1-1/4" (240)			



## 1/2" DRIVE STANDARD 16 PIECE SAE IMPACT SOCKET SET

- > CR-MO alloy steel for long life
- > Radius corner design extends the life of fasteners
- > Heavy duty blow molded storage case
- > Add on set for: set #2650



### 2690

INCLUDES:

1-5/16" (242)	1-3/8" (244)	1-7/16" (246)	1-1/2" (248)
1-9/16" (250)	1-5/8" (252)	1-11/16" (254)	1-3/4" (256)
1-13/16" (258)	1-7/8" (260)	1-15/16" (262)	2" (264)
2-1/16" (266)	2-1/8" (268)	2-3/16" (270)	2-1/4" (272)

**ADDS**  
16 SIZES  
To model 2650

# 1/2" DRIVE IMPACT SOCKETS



## 1/2" DRIVE DEEP 13 PIECE SAE IMPACT SOCKET SET

- > CR-MO alloy steel for long life
- > Radius corner design extends the life of fasteners
- > Heavy duty blow molded storage case



### 2651

INCLUDES:

7/16" (214D)	1/2" (216D)	9/16" (218D)
5/8" (220D)	11/16" (222D)	3/4" (224D)
13/16" (226D)	7/8" (228D)	15/16" (230D)
1" (232D)	1-1/16" (234D)	1-1/8" (236D)
1-1/4" (240D)		



## 1/2" DRIVE UNIVERSAL 9 PIECE SAE IMPACT SOCKET SET

- > CR-MO alloy steel for long life
- > Radius corner design extends the life of fasteners
- > Heavy duty blow molded storage case



### 2657

INCLUDES:

7/16" (214U)	1/2" (216U)	9/16" (218U)
5/8" (220U)	11/16" (222U)	3/4" (224U)
13/16" (226U)	7/8" (228U)	15/16" (230U)



**ADDS**  
16 SIZES  
To model 2651

## 1/2" DRIVE DEEP 16 PIECE SAE IMPACT SOCKET SET

- > CR-MO alloy steel for long life
- > Radius corner design extends the life of fasteners
- > Heavy duty blow molded storage case
- > Add on set for: set# 2651



### 2691

INCLUDES:

1-5/16" (242D)	1-3/8" (244D)	1-7/16" (246D)
1-1/2" (248D)	1-9/16" (250D)	1-5/8" (252D)
1-11/16" (254D)	1-3/4" (256D)	1-13/16" (258D)
1-7/8" (260D)	1-15/16" (262D)	2" (264D)
2-1/16" (266D)	2-1/8" (268D)	2-3/16" (270D)
2-1/4" (272D)		



## 1/2" DRIVE STANDARD 14 PIECE METRIC IMPACT SOCKET SET

- > CR-MO alloy steel for long life
- > Radius corner design extends the life of fasteners
- > Heavy duty blow molded storage case



### 2652

INCLUDES:

10mm (210M)	11mm (211M)	12mm (212M)
13mm (213M)	14mm (214M)	15mm (215M)
16mm (216M)	17mm (217M)	18mm (218M)
19mm (219M)	21mm (221M)	22mm (222M)
26mm (226M)	27mm (227M)	

# 1/2" DRIVE IMPACT SOCKETS



**ADDS**  
12 SIZES

To model 2652

## 1/2" DRIVE STANDARD 12 PIECE METRIC IMPACT SOCKET SET

- > CR-MO alloy steel for long life
- > Radius corner design extends the life of fasteners
- > Heavy duty blow molded storage case
- > Add on set for: set# 2652



### 2692

INCLUDES:

23mm (223M)	24mm (224M)	25mm (225M)
26mm (226M)	27mm (227M)	28mm (228M)
29mm (229M)	30mm (230M)	31mm (231M)
32mm (232M)	34mm (234M)	36mm (236M)



## 1/2" DRIVE DEEP 14 PIECE METRIC IMPACT SOCKET SET

- > CR-MO alloy steel for long life
- > Radius corner design extends the life of fasteners
- > Heavy duty blow molded storage case



### 2653

INCLUDES:

10mm (210MD)	11mm (211MD)	12mm (212MD)
13mm (213MD)	14mm (214MD)	15mm (215MD)
16mm (216MD)	17mm (217MD)	18mm (218MD)
19mm (219MD)	21mm (221MD)	22mm (222MD)
26mm (226MD)	27mm (227MD)	



**ADDS**  
12 SIZES

To model 2653

## 1/2" DRIVE DEEP 12 PIECE METRIC IMPACT SOCKET SET

- > CR-MO alloy steel for long life
- > Radius corner design extends the life of fasteners
- > Heavy duty blow molded storage case
- > Add on set for: set# 2653



### 2693

INCLUDES:

23mm (223MD)	24mm (224MD)	25mm (225MD)
26mm (226MD)	27mm (227MD)	28mm (228MD)
29mm (229MD)	30mm (230MD)	31mm (231MD)
32mm (232MD)	34mm (234MD)	36mm (236MD)



## 1/2" DRIVE UNIVERSAL 7 PIECE SAE IMPACT SOCKET SET

- > CR-MO alloy steel for long life
- > Radius corner design extends the life of fasteners
- > Heavy duty blow molded storage case



### 2654

INCLUDES:

1/2" (216U)	9/16" (218U)	5/8" (220U)
11/16" (222U)	3/4" (224U)	13/16" (226U)
7/8" (228U)		

# 1/2" DRIVE IMPACT SOCKETS



## 1/2" DRIVE UNIVERSAL 7 PIECE METRIC IMPACT SOCKET SET

- > CR-MO alloy steel for long life
- > Radius corner design extends the life of fasteners
- > Heavy duty blow molded storage case



### 2655

INCLUDES:

13mm (213UM)	14mm (214UM)	15mm (215UM)
16mm (216UM)	17mm (217UM)	18mm (218UM)
19mm (219UM)		



## 1/2" DRIVE DEEP UNIVERSAL 10 PIECE METRIC IMPACT SOCKET SET

- > CR-MO alloy steel for long life
- > Radius corner design extends the life of fasteners
- > Heavy duty blow molded storage case



### 2658

INCLUDES:

10mm (210UMD)	11mm (211UMD)	12mm (212UMD)
13mm (213UMD)	14mm (214UMD)	15mm (215UMD)
16mm (216UMD)	17mm (217UMD)	18mm (218UMD)
19mm (219UMD)		



## 1/2" DRIVE DEEP UNIVERSAL 10 PIECE SAE IMPACT SOCKET SET

- > CR-MO alloy steel for long life
- > Radius corner design extends the life of fasteners
- > Heavy duty blow molded storage case



### 2659

INCLUDES:

3/8" (212UD)	7/16" (214UD)	1/2" (216UD)
9/16" (218UD)	5/8" (220UD)	11/16" (222UD)
3/4" (224UD)	13/16" (226UD)	7/8" (228UD)
15/16" (230UD)		



## 1/2" DRIVE DEEP UNIVERSAL 12 POINT 15 PIECE SAE IMPACT SOCKET SET

- > CR-MO alloy steel for long life
- > Radius corner design extends the life of fasteners
- > Heavy duty blow molded storage case
- > Shipping weight (Lbs.) - 12.5



### 2661

INCLUDES:

3/8" (212ZUD)	7/16" (214ZUD)	1/2" (216ZUD)
9/16" (218ZUD)	5/8" (220ZUD)	11/16" (222ZUD)
3/4" (224ZUD)	13/16" (226ZUD)	7/8" (228ZUD)
15/16" (230ZUD)	1" (232ZUD)	1-1/16" (234ZUD)
1-1/8" (236ZUD)	1-3/16" (238ZUD)	1-1/4" (240ZUD)

# 1/2" DRIVE IMPACT SOCKETS



## 1/2" DRIVE DEEP UNIVERSAL 12 POINT 15 PIECE METRIC IMPACT SOCKET SET

- > CR-MO alloy steel for long life
- > Radius corner design extends the life of fasteners
- > Heavy duty blow molded storage case
- > Shipping weight (Lbs.) - 10.6



### 2662

INCLUDES:

10mm (210MZUD)	11mm (211MZUD)	12mm (212MZUD)
13mm (213MZUD)	14mm (214MZUD)	15mm (215MZUD)
16mm (216MZUD)	17mm (217MZUD)	18mm (218MZUD)
19mm (219MZUD)	20mm (220MZUD)	21mm (221MZUD)
22mm (222MZUD)	23mm (223MZUD)	24mm (224MZUD)



## 1/2" DRIVE UNIVERSAL 13 PIECE METRIC IMPACT SOCKET SET

- > CR-MO alloy steel for long life
- > Radius corner design extends the life of fasteners
- > Heavy duty blow molded storage case



### 2665

INCLUDES:

12mm (212UM)	13mm (213UM)	14mm (214UM)
15mm (215UM)	16mm (216UM)	17mm (217UM)
18mm (218UM)	19mm (219UM)	20mm (220UM)
21mm (221UM)	22mm (222UM)	23mm (223UM)
24mm (224UM)		

## 1/2" DRIVE 39 PIECE SAE MASTER IMPACT SOCKET SET

- > CR-MO alloy steel for long life
- > Radius corner design extends the life of fasteners
- > Heavy duty blow molded storage case



### 2668

INCLUDES:

19 Standard Sockets:

3/8" (212)	7/16" (214)	1/2" (216)
9/16" (218)	5/8" (220)	11/16" (222)
3/4" (224)	13/16" (226)	7/8" (228)
15/16" (230)	1" (232)	1-1/16" (234)
1-1/8" (236)	1-3/16" (238)	1-1/4" (240)
1-5/16" (242)	1-3/8" (244)	
1-7/16" (246)	1-1/2" (248)	

19 Deep Sockets:

3/8" (212D)	7/16" (214D)	1/2" (216D)
9/16" (218D)	5/8" (220D)	11/16" (222D)
3/4" (224D)	13/16" (226D)	7/8" (228D)
15/16" (230D)	1" (232D)	1-1/16" (234D)
1-1/8" (236D)	1-3/16" (238D)	1-1/4" (240D)
1-5/16" (242D)	1-3/8" (244D)	1-7/16" (246D)
1-1/2" (248D)		

Universal Joint (2300)



# 1/2" DRIVE IMPACT SOCKETS

## 1/2" DRIVE 39 PIECE METRIC MASTER IMPACT SOCKET SET

- > CR-MO alloy steel for long life
- > Radius corner design extends the life of fasteners
- > Heavy duty blow molded storage case



### 2669

INCLUDES:

19 Standard Sockets:

9mm (209M)	10mm (210M)	11mm (211M)
12mm (212M)	13mm (213M)	14mm (214M)
15mm (215M)	16mm (216M)	17mm (217M)
18mm (218M)	19mm (219M)	20mm (220M)
21mm (221M)	22mm (222M)	23mm (223M)
24mm (224M)	26mm (226M)	27mm (227M)
30mm (230M)		

19 Deep Sockets:

9mm (209MD)	10mm (210MD)	11mm (211MD)
12mm (212MD)	13mm (213MD)	14mm (214MD)
15mm (215MD)	16mm (216MD)	17mm (217MD)
18mm (218MD)	19mm (219MD)	20mm (220MD)
21mm (221MD)	22mm (222MD)	23mm (223MD)
24mm (224MD)	26mm (226MD)	27mm (227MD)
30mm (230MD)		
Universal Joint (2300)		

## 1/2" DRIVE DEEP 12 POINT 15 PIECE SAE IMPACT SOCKET SET

- > CR-MO alloy steel for long life
- > Radius corner design extends the life of fasteners
- > Heavy duty blow molded storage case



### 2670

INCLUDES:

3/8" (26701)	7/16" (26702)	1/2" (26703)
9/16" (26704)	5/8" (26705)	11/16" (26706)
3/4" (26707)	13/16" (26708)	7/8" (26709)
15/16" (267010)	1" (267011)	1-1/16" (267012)
1-1/8" (267013)	1-3/16" (267014)	1-1/4" (267015)

## 1/2" DRIVE DEEP 12 POINT 15 PIECE METRIC IMPACT SOCKET SET

- > CR-MO alloy steel for long life
- > Radius corner design extends the life of fasteners
- > Heavy duty blow molded storage case



### 2672

INCLUDES:

10mm (267210)	11mm (267211)	12mm (267212)
13mm (267213)	14mm (267214)	15mm (267215)
16mm (267216)	17mm (267217)	18mm (267218)
19mm (267219)	20mm (267220)	21mm (267221)
22mm (267222)	23mm (267223)	24mm (267224)

## 1/2" DRIVE IMPACT SOCKETS



### 1/2" DRIVE 12 POINT 14 PIECE SAE IMPACT SOCKET SET

- > CR-MO alloy steel for long life
- > 12 Point sockets offer double the starting points as 6 point sockets
- > Radius corner design extends the life of fasteners
- > Heavy duty blow molded storage case



#### 2678

INCLUDES:

7/16" (214Z)	1/2" (216Z)	9/16" (218Z)
5/8" (220Z)	11/16" (222Z)	3/4" (224Z)
13/16" (226Z)	7/8" (228Z)	15/16" (230Z)
1" (232Z)	1-1/16" (234Z)	1-1/8" (236Z)
1-3/16" (238Z)	1-1/4" (240Z)	



### 1/2" DRIVE 12 POINT 13 PIECE METRIC IMPACT SOCKET SET

- > CR-MO alloy steel for long life
- > Radius corner design extends the life of fasteners
- > Heavy duty blow molded storage case



#### 2679

INCLUDES:

10mm (210ZM)	11mm (211ZM)	12mm (212ZM)
13mm (213ZM)	14mm (214ZM)	15mm (215ZM)
16mm (216ZM)	17mm (217ZM)	18mm (218ZM)
19mm (219ZM)	21mm (221ZM)	22mm (222ZM)
24mm (224ZM)		



### 1/2" DRIVE INTERNAL STAR 8 PIECE IMPACT SOCKET SET

- > CR-MO alloy steel for long life
- > Radius corner design extends the life of fasteners
- > Heavy duty blow molded storage case

#### 2690S

INCLUDES:

T30 (2690S1)	T40 (2690S2)	T45 (2690S3)
T47 (2690S4)	T50 (2690S5)	T55 (2690S6)
T60 (2690S7)	T70 (2690S8)	

# 1/2" DRIVE IMPACT SOCKETS



## 1/2" DRIVE EXTERNAL STAR 9 PIECE IMPACT SOCKET SET

- > CR-MO alloy steel for long life
- > Radius corner design extends the life of fasteners
- > Heavy duty blow molded storage case

### 2690SE

INCLUDES:

E10 (2690SE1)	E11 (2690SE2)	E12 (2690SE3)
E14 (2690SE4)	E16 (2690SE5)	E18 (2690SE6)
E20 (2690SE7)	E22 (2690SE8)	E24 (2690SE9)

## 1/2" DRIVE 12 POINT 39 PIECE SAE MASTER IMPACT SOCKET SET

- > CR-MO alloy steel for long life
- > Most complete 1/2" drive SAE 12 point set available
- > Radius corner design extends the life of fasteners
- > Heavy duty blow molded storage case



### 2698

INCLUDES:

19 Standard Sockets:

3/8" (212Z)	7/16" (214Z)	1/2" (216Z)
9/16" (218Z)	5/8" (220Z)	11/16" (222Z)
3/4" (224Z)	13/16" (226Z)	7/8" (228Z)
15/16" (230Z)	1" (232Z)	1-1/16" (234Z)
1-1/8" (236Z)	1-3/16" (238Z)	1-1/4" (240Z)
1-5/16" (242Z)	1-3/8" (244Z)	1-7/16" (246Z)
1-1/2" (248Z)		

19 Deep Sockets:

3/8" (26701)	7/16" (26702)	1/2" (26703)
9/16" (26704)	5/8" (26705)	11/16" (26706)
3/4" (26707)	13/16" (26708)	7/8" (26709)
15/16" (267010)	1" (267011)	1-1/16" (267012)
1-1/8" (267013)	1-3/16" (267014)	1-1/4" (267015)
1-5/16" (242ZD)	1-3/8" (244ZD)	1-7/16" (246ZD)
1-1/2" (248ZD)		
Universal Joint (2300)		

# 1/2" DRIVE IMPACT SOCKETS

## 1/2" DRIVE 12 POINT 39 PIECE METRIC MASTER IMPACT SOCKET SET

- > CR-MO alloy steel for long life
- > Most complete 1/2" drive metric 12 point set available
- > Radius corner design extends the life of fasteners
- > Heavy duty blow molded storage case



## 2699

INCLUDES:

19 Standard Sockets:

9mm (209ZM)	10mm (210ZM)	11mm (211ZM)
12mm (212ZM)	13mm (213ZM)	14mm (214ZM)
15mm (215ZM)	16mm (216ZM)	17mm (217ZM)
18mm (218ZM)	19mm (219ZM)	20mm (220ZM)
21mm (221ZM)	22mm (222ZM)	23mm (223ZM)
24mm (224ZM)	26mm (226ZM)	27mm (227ZM)
30mm (230ZM)		

19 Deep Sockets:

9mm (209ZMD)	10mm (267210)	11mm (267211)
12mm (267212)	13mm (267213)	14mm (267214)
15mm (267215)	16mm (267216)	17mm (267217)
18mm (267218)	19mm (267219)	20mm (267220)
21mm (267221)	22mm (267222)	23mm (267223)
24mm (267224)	26mm (226ZMD)	27mm (227ZMD)
30mm (230ZMD)		
Universal Joint (2300)		

## 1/2" DRIVE 12 POINT 19 PIECE SAE IMPACT SOCKET SET

- > CR-MO alloy steel for long life
- > Radius corner design extends the life of fasteners
- > Heavy duty blow molded storage case



## 2819

INCLUDES:

3/8" (212Z)	7/16" (214Z)	1/2" (216Z)
9/16" (218Z)	5/8" (220Z)	11/16" (222Z)
3/4" (224Z)	13/16" (226Z)	7/8" (228Z)
15/16" (230Z)	1" (232Z)	1-1/16" (234Z)
1-1/8" (236Z)	1-3/16" (238Z)	1-1/4" (240Z)
1-5/16" (242Z)	1-3/8" (244Z)	1-7/16" (246Z)
1-1/2" (248Z)		

## 1/2" DRIVE 12 POINT 19 PIECE SAE DEEP IMPACT SOCKET SET

- > CR-MO alloy steel for long life
- > Radius corner design extends the life of fasteners
- > Heavy duty blow molded storage case



## 2820

INCLUDES:

3/8" (26701)	7/16" (26702)	1/2" (26703)
9/16" (26704)	5/8" (26705)	11/16" (26706)
3/4" (26707)	13/16" (26708)	7/8" (26709)
15/16" (267010)	1" (267011)	1-1/16" (267012)
1-1/8" (267013)	1-3/16" (267014)	1-1/4" (267015)
1-5/16" (242ZD)	1-3/8" (244ZD)	1-7/16" (246ZD)
1-1/2" (248ZD)		

# 1/2" DRIVE IMPACT SOCKETS



## 1/2" DRIVE 12 POINT 26 PIECE METRIC IMPACT SOCKET SET

- > CR-MO alloy steel for long life
- > Radius corner design extends the life of fasteners
- > Heavy duty blow molded storage case



### 2826

INCLUDES:

10mm (210ZM)	11mm (211ZM)	12mm (212ZM)
13mm (213ZM)	14mm (214ZM)	15mm (215ZM)
16mm (216ZM)	17mm (217ZM)	18mm (218ZM)
19mm (219ZM)	20mm (220ZM)	21mm (221ZM)
22mm (222ZM)	23mm (223ZM)	24mm (224ZM)
25mm (225ZM)	26mm (226ZM)	27mm (227ZM)
28mm (228ZM)	29mm (229ZM)	30mm (230ZM)
32mm (232ZM)	33mm (233ZM)	34mm (234ZM)
35mm (235ZM)	36mm (236ZM)	



## 1/2" DRIVE DEEP 12 POINT 26 PIECE METRIC IMPACT SOCKET SET

- > CR-MO alloy steel for long life
- > Radius corner design extends the life of fasteners
- > Heavy duty blow molded storage case



### 2827

INCLUDES:

10mm (267210)	11mm (267211)	12mm (267212)
13mm (267213)	14mm (267214)	15mm (267215)
16mm (267216)	17mm (267217)	18mm (267218)
19mm (267219)	20mm (267220)	21mm (267221)
22mm (267222)	23mm (267223)	24mm (267224)
25mm (225ZMD)	26mm (226ZMD)	27mm (227ZMD)
28mm (228ZMD)	29mm (229ZMD)	30mm (230ZMD)
32mm (232ZMD)	33mm (233ZMD)	34mm (234ZMD)
35mm (235ZMD)	36mm (236ZMD)	



## 1/2" DRIVE DEEP / THIN WALL 4 PIECE SAE & METRIC FLIP IMPACT SOCKET SET

- > CR-MO alloy steel for long life
- > Radius corner design extends the life of fasteners
- > Heavy duty blow molded storage case



### 2724

INCLUDES:

3/4" x 13/16" Thin Wall Flip Socket (2706)
7/8" x 15/16" Thin Wall Flip Socket (2710)
19mm x 21mm Deep Flip Socket (2708)
3" Extension (2503)



## 1/2" DRIVE DEEP 12 POINT 8 PIECE SPINDLE NUT METRIC IMPACT SOCKET SET

- > CR-MO alloy steel for long life
- > Heavy duty blow molded storage case



### 2835

INCLUDES:

29mm (2801ZD)	30mm (2800ZD)
32mm (2804ZD)	34mm (2806ZD)
35mm (2803ZD)	36mm (2802ZD)
38mm (2805ZD)	39mm (2807ZD)

## 1/2" DRIVE IMPACT SOCKETS



### 1/2" DRIVE 12 POINT 4 PIECE METRIC SPINDLE NUT IMPACT SOCKET SET

- > CR-MO alloy steel for long life
- > Set provides the most common size sockets used on today's spindle nut applications
- > Heavy duty blow molded storage case



#### 2837

INCLUDES:

30mm (2800ZD)	32mm (2804ZD)
34mm (2806ZD)	36mm (2802ZD)



### 1/2" DRIVE DEEP SPINDLE NUT 4 PIECE METRIC IMPACT SOCKET SET

- > Deep design for GM & Chrysler spindle nut applications
- > Radius corner design extends the life of fasteners
- > CR-MO alloy steel for long life
- > Heavy duty blow molded storage case



#### 2838

INCLUDES:

30mm (2800)	32mm (2832)
34mm (2834)	36mm (2802)



### 1/2" DRIVE DEEP SPINDLE NUT 7 PIECE METRIC IMPACT SOCKET SET

- > Deep design for GM & Chrysler spindle nut applications
- > Radius corner design extends the life of fasteners
- > CR-MO alloy steel for long life
- > Heavy duty blow molded storage case



#### 2839

INCLUDES:

29mm (2830)	30mm (2800)	32mm (2832)
34mm (2834)	35mm (2806)	36mm (2802)
38mm (2803)		

# 1/2" DRIVE IMPACT SOCKETS



## 1/2" DRIVE EXTRA LONG 5 PIECE SAE IMPACT SOCKET SET

- > CR-MO alloy steel for long life
- > Radius corner design extends the life of fasteners
- > Heavy duty blow molded storage case



### 2845

INCLUDES:

1" (232XD)	1-1/16" (234XD)	1-1/8" (236XD)
1-1/4" (240XD)	1-5/16" (242XD)	



## 1/2" DRIVE 5" EXTRA LONG DEEP 8 PIECE SAE IMPACT SOCKET SET

- > CR-MO alloy steel for long life
- > Radius corner design extends the life of fasteners
- > Heavy duty blow molded storage case



### 2848

INCLUDES:

1/2" (216XD)	9/16" (218XD)	5/8" (220XD)
11/16" (222XD)	3/4" (224XD)	13/16" (226XD)
7/8" (228XD)	15/16" (230XD)	



## 1/2" DRIVE 5" EXTRA LONG DEEP 12 PIECE METRIC IMPACT SOCKET SET

- > CR-MO alloy steel for long life
- > Radius corner design extends the life of fasteners
- > Heavy duty blow molded storage case
- > Shipping weight (Lbs.) - 11.0



### 2851

INCLUDES:

13mm (213MXD)	14mm (214MXD)	15mm (215MXD)
16mm (216MXD)	17mm (217MXD)	18mm (218MXD)
19mm (219MXD)	20mm (220MXD)	21mm (221MXD)
22mm (222MXD)	23mm (223MXD)	24mm (224MXD)



## 1/2" DRIVE EXTRA LONG DEEP 9 PIECE METRIC IMPACT SOCKET SET

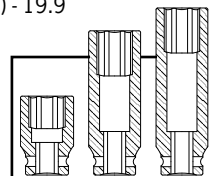
- > CR-MO alloy steel for long life
- > Radius corner design extends the life of fasteners
- > Heavy duty blow molded storage case
- > Shipping weight (Lbs.) - 19.9



### 2852

INCLUDES:

26mm (226MXD)	27mm (227MXD)	28mm (228MXD)
29mm (229MXD)	30mm (230MXD)	31mm (231MXD)
32mm (232MXD)	33mm (233MXD)	34mm (234MXD)



Standard vs. Deep vs. Extra Long Deep

# 1/2" DRIVE IMPACT SOCKETS



## 1/2" DRIVE UNIVERSAL 12 POINT 15 PIECE METRIC IMPACT SOCKET SET

- > CR-MO alloy steel for long life
- > Heavy duty blow molded storage case
- > Shipping weight (Lbs.) - 11.4



### 2855

INCLUDES:

10mm (210ZUM)	11mm (211ZUM)	12mm (212ZUM)
13mm (213ZUM)	14mm (214ZUM)	15mm (215ZUM)
16mm (216ZUM)	17mm (217ZUM)	18mm (218ZUM)
19mm (219ZUM)	20mm (220ZUM)	21mm (221ZUM)
22mm (222ZUM)	23mm (223ZUM)	24mm (224ZUM)



## 1/2" DRIVE UNIVERSAL 12 POINT 15 PIECE SAE IMPACT SOCKET SET

- > CR-MO alloy steel for long life
- > Heavy duty blow molded storage case
- > Shipping weight (Lbs.) - 11.4



### 2856

INCLUDES:

3/8" (212UZ)	7/16" (214UZ)	1/2" (216UZ)
9/16" (218UZ)	5/8" (220UZ)	11/16" (222UZ)
3/4" (224UZ)	13/16" (226UZ)	7/8" (228UZ)
15/16" (230UZ)	1" (232UZ)	1-1/16" (234UZ)
1-1/8" (236UZ)	1-3/16" (238UZ)	1-1/4" (240UZ)



## 1/2" DRIVE DEEP 8 POINT 13 PIECE SAE IMPACT SOCKET SET

- > CR-MO alloy steel for long life
- > 8 point design accommodates most railroad applications
- > Heavy duty blow molded storage case
- > Shipping weight (Lbs.) - 13.9



### 2858

INCLUDES:

3/8" (212QD)	7/16" (214QD)	1/2" (216QD)
9/16" (218QD)	5/8" (220QD)	11/16" (222QD)
3/4" (224QD)	13/16" (226QD)	7/8" (228QD)
15/16" (230QD)	1" (232QD)	1-1/16" (234QD)
1-1/8" (236QD)		



## 1/2" DRIVE DEEP 29 PIECE SAE & METRIC MASTER IMPACT SOCKET SET

- > CR-MO alloy steel for long life
- > Radius corner design extends the life of fasteners
- > Heavy duty blow molded storage case



### 5153DD

INCLUDES:

13 Deep SAE Sockets:

7/16" (214D)	1/2" (216D)	9/16" (218D)
5/8" (220D)	11/16" (222D)	3/4" (224D)
13/16" (226D)	7/8" (228D)	15/16" (230D)
1" (232D)	1-1/16" (234D)	1-1/8" (236D)
1-1/4" (240D)		

14 Deep Metric Sockets:

10mm (210MD)	11mm (211MD)	12mm (212MD)
13mm (213MD)	14mm (214MD)	15mm (215MD)
16mm (216MD)	17mm (217MD)	18mm (218MD)
19mm (219MD)	21mm (221MD)	22mm (222MD)
26mm (226MD)	27mm (227MD)	

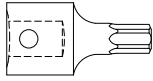
2 Deep Flip Sockets:

3/4" x 13/16" (2701)	19mm x 21mm (2704)
----------------------	--------------------



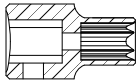
# 1/2" DRIVE IMPACT SOCKETS

## 1/2" DRIVE INDIVIDUAL INTERNAL STAR SOCKETS



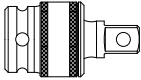
Size	Model #	Size	Model #
T30	2690S1	T50	2690S5
T40	2690S2	T55	2690S6
T45	2690S3	T60	2690S7
T47	2690S4	T70	2690S8

## 1/2" DRIVE INDIVIDUAL EXTERNAL STAR SOCKETS



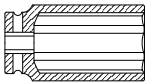
Size	Model #	Size	Model #
E10	2690SE1	E18	2690SE6
E11	2690SE2	E20	2690SE7
E12	2690SE3	E22	2690SE8
E14	2690SE4	E24	2690SE9
E16	2690SE5		

## 1/2" DRIVE INDIVIDUAL UNIVERSAL JOINT



Item	Model #
Universal Joint	2300

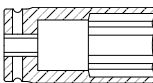
## 1/2" DRIVE INDIVIDUAL DEEP TRUCK WHEEL SOCKET SAE HEAVY DUTY



Heavy Duty Deep

Size	Heavy Duty Deep
In.	Model#
1-1/4"	240HDD

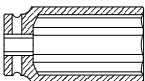
## 1/2" DRIVE INDIVIDUAL SPECIALTY SOCKETS



Deep Spindle Nut



Tie Rod

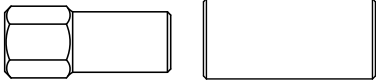


Heavy Duty Deep

Size	Model #
29mm Deep Spindle Nut	2830
30mm Deep Spindle Nut	2800
32mm Deep Spindle Nut	2832
34mm Deep Spindle Nut	2834
35mm Deep Spindle Nut	2806
36mm Deep Spindle Nut	2802
38mm Deep Spindle Nut	2803
Tie Rod Socket	2801
1-1/4" Heavy Duty Deep	240HDD

# 1/2" DRIVE IMPACT SOCKETS

## 1/2" DRIVE INDIVIDUAL WHEEL LOCK REMOVAL



Hubcap Lock Removers



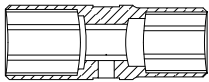
Lug Nut Remover



Extractor Punch

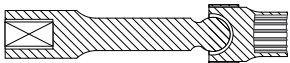
Size	Model #
Ford & Chrysler Hubcap Locks	28401
Ford Wheel Locks & 18mm Lug Nuts	28402
Corvette, GM "M" & "F" Hubcap Locks	28403
Oversize McGard Wheel Locks	28404
McGard Wheel Locks and GM Hubcap Locks	28405
Extractor Punch	28406
Chrysler Hubcap Locks	28407
GM Hubcap Locks	28408
GM Spline Hubcap Locks	28409

## 1/2" DRIVE INDIVIDUAL FLIP SOCKETS



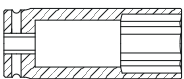
Size	Model #	Size	Model #
3/4" x 13/16"	2700	17mm x 21mm Deep	2705
3/4" x 13/16" Deep	2701	19mm x 21mm	2702
3/4" x 13/16" Thin Wall	2706	3/4" x 13/16" with 3" Extension Bar	2703
7/8" x 15/16" Thin Wall	2710	19mm x 21mm Deep	2704
1" x 1-1/16" Thin Wall	2712	19mm x 21mm Deep Thin Wall	2708
17mm x 19mm	2707	21mm x 22mm	2713

## UNIVERSAL 12 POINT DRIVE INDIVIDUAL SAE & METRIC LIMITED CLEARANCE SOCKETS



Size	Model #	Size	Model #
5/16"	210ZUDL	8mm	208ZUMDL
3/8"	212ZUDL	10mm	210ZUMDL
7/16"	214ZUDL	11mm	211ZUMDL
1/2"	216ZUDL	12mm	212ZUMDL
9/16"	218ZUDL	13mm	213ZUMDL
11/16"	222ZUDL	14mm	214ZUMDL
3/4"	224ZUDL	15mm	215ZUMDL
		16mm	216ZUMDL
		17mm	217ZUMDL

## 1/2" DRIVE INDIVIDUAL SPINDLE NUT SOCKETS




Deep Spindle Nut

12 Pt. Spindle Nut Deep		Spindle Nut Deep	
Size	Model#	Size	Model#
29mm	2801ZD	29mm	2830
30mm	2800ZD	30mm	2800
32mm	2804ZD	32mm	2832
34mm	2806ZD	34mm	2834
35mm	2803ZD	35mm	2806
36mm	2802ZD	36mm	2802
38mm	2805ZD	38mm	2803
39mm	2807ZD		

# 1/2" DRIVE IMPACT SOCKETS

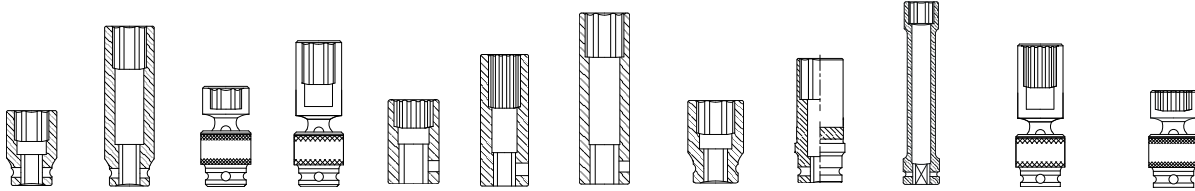
## 1/2" DRIVE INDIVIDUAL SAE SOCKETS



Size	Std.	Deep	Extra Long Deep	Univ.	Deep Univ.	12 Pt.	12 Pt. Deep	Extra Thin-Wall Deep	Magnetic	Wheel Protect.	8 Pt. Deep	12 Pt. Deep Univ.	12 Pt. Univ.
SAE	Model#	Model#	Model#	Model#	Model#	Model#	Model#	Model #	Model#	Model#	Model#	Model#	Model#
1/4"													
5/16"	210	210D	210XD										
3/8"	212	212D	212XD	212U	212UD	212Z	26701		212MG		212QD	212ZUD	212UZ
7/16"	214	214D	214XD	214U	214UD	214Z	26702		214MG		214QD	214ZUD	214UZ
1/2"	216	216D	216XD	216U	216UD	216Z	26703		216MG		216QD	216ZUD	216UZ
9/16"	218	218D	218XD	218U	218UD	218Z	26704		218MG		218QD	218ZUD	218UZ
5/8"	220	220D	220XD	220U	220UD	220Z	26705		220MG		220QD	220ZUD	220UZ
11/16"	222	222D	222XD	222U	222UD	222Z	26706		222MG		222QD	222ZUD	222UZ
3/4"	224	224D	224XD	224U	224UD	224Z	26707	2624	224MG	28492	224QD	224ZUD	224UZ
13/16"	226	226D	226XD	226U	226UD	226Z	26708	2626	226MG	28494	226QD	226ZUD	226UZ
7/8"	228	228D	228XD	228U	228UD	228Z	26709	2628	228MG	28496	228QD	228ZUD	228UZ
15/16"	230	230D	230XD	230U	230UD	230Z	267010		230MG	28498	230QD	230ZUD	230UZ
1"	232	232D	232XD	232U		232Z	267011	2632	232MG	284910	232QD	232ZUD	232UZ
1-1/16"	234	234D	234XD	234U		234Z	267012	2634		284912	234QD	234ZUD	234UZ
1-1/8"	236	236D	236XD	236U		236Z	267013				236QD	236ZUD	236UZ
1-3/16"	238	238D	238XD	238U		238Z	267014					238ZUD	238UZ
1-1/4"	240	240D	240XD	240U		240Z	267015					240ZUD	240UZ
1-5/16"	242	242D	242XD			242Z	242ZD						
1-3/8"	244	244D	244XD			244Z	244ZD						
1-7/16"	246	246D	246XD			246Z	246ZD						
1-1/2"	248	248D	248XD			248Z	248ZD						
1-9/16"	250	250D											
1-5/8"	252	252D											
1-11/16"	254	254D											
1-3/4"	256	256D											
1-13/16"	258	258D											
1-7/8"	260	260D											
1-15/16"	262	262D											
2"	264	264D											
2-1/16"	266	266D											
2-1/8"	268	268D											
2-3/16"	270	270D											
2-1/4"	272	272D											

# 1/2" DRIVE IMPACT SOCKETS

## 1/2" DRIVE INDIVIDUAL METRIC SOCKETS



Size	Std.	Deep	Univ.	Deep Univ.	12 Pt.	12 Pt. Deep	Extra Thin-Wall Deep	Magnetic	Wheel Protect.	Extra Long Deep	12 Pt. Deep Univ.	12 Pt. Univ.
Metric	Model#	Model#	Model#	Model#	Model#	Model#	Model#	Model#	Model#	Model#	Model#	
6mm												
7mm												
8mm	208M	208MD								208MXD		
9mm	209M	209MD			209ZM	209ZMD				209MXD		
10mm	210M	210MD	210UM	210UMD	210ZM	267210		210MMG		210MXD	210MZUD	210ZUM
11mm	211M	211MD	211UM	211UMD	211ZM	267211		211MMG		211MXD	211MZUD	211ZUM
12mm	212M	212MD	212UM	212UMD	212ZM	267212		212MMG		212MXD	212MZUD	212ZUM
13mm	213M	213MD	213UM	213UMD	213ZM	267213		213MMG		213MXD	213MZUD	213ZUM
14mm	214M	214MD	214UM	214UMD	214ZM	267214		214MMG		214MXD	214MZUD	214ZUM
15mm	215M	215MD	215UM	215UMD	215ZM	267215		215MMG	284915	215MXD	215MZUD	215ZUM
16mm	216M	216MD	216UM	216UMD	216ZM	267216		216MMG		216MXD	216MZUD	216ZUM
17mm	217M	217MD	217UM	217UMD	217ZM	267217	2617	217MMG	284917	217MXD	217MZUD	217ZUM
18mm	218M	218MD	218UM	218UMD	218ZM	267218		218MMG		218MXD	218MZUD	218ZUM
19mm	219M	219MD	219UM	219UMD	219ZM	267219	2619	219MMG	284919	219MXD	219MZUD	219ZUM
20mm	220M	220MD	220UM	220UMD	220ZM	267220		220MMG		220MXD	220MZUD	220ZUM
21mm	221M	221MD	221UM	221UMD	221ZM	267221	2621	221MMG	284921	221MXD	221MZUD	221ZUM
22mm	222M	222MD	222UM	222UMD	222ZM	267222	2622			222MXD	222MZUD	222ZUM
23mm	223M	223MD	223UM	223UMD	223ZM	267223	2623			223MXD	223MZUD	223ZUM
24mm	224M	224MD	224UM	224UMD	224ZM	267224				224MXD	224MZUD	224ZUM
25mm	225M	225MD			225ZM	225ZMD				225MXD		
26mm	226M	226MD			226ZM	226ZMD				226MXD		
27mm	227M	227MD			227ZM	227ZMD				227MXD		
28mm	228M	228MD			228ZM	228ZMD				228MXD		
29mm	229M	229MD			229ZM	229ZMD				229MXD		
30mm	230M	230MD			230ZM	230ZMD				230MXD		
31mm	231M	231MD			231ZM	231ZMD				231MXD		
32mm	232M	232MD			232ZM	232ZMD				232MXD		
33mm	233M	233MD			233ZM	233ZMD				233MXD		
34mm	234M	234MD			234ZM	234ZMD				234MXD		
35mm	235M	235MD			235ZM	235ZMD				235MXD		
36mm	236M	236MD			236ZM	236ZMD				236MXD		
37mm										237MXD		
38mm										238MXD		

# 1/2" DRIVE IMPACT SOCKETS



## 3/4" DRIVE TRUCK SERVICE 11 PIECE METRIC IMPACT SOCKET SET

- > CR-MO alloy steel for long life
- > Radius corner design extends the life of fasteners
- > Heavy duty blow molded storage case



### 4011M

INCLUDES:

8 Deep Sockets:

27mm (427MD)	30mm (430MD)	32mm (432MD)
33mm (433MD)	35mm (435MD)	36mm (436MD)
38mm (438MD)	41mm (441MD)	

3 Square Sockets:

17mm (417MSS)	20mm (420MS)	21mm (421MSS)
---------------	--------------	---------------



## 3/4" DRIVE WHEEL SERVICE 5 PIECE SAE & METRIC IMPACT SOCKET SET

- > CR-MO alloy steel for long life
- > Radius corner design extends the life of fasteners
- > Heavy duty blow molded storage case



### 4050

INCLUDES:

4 Deep Sockets:

1-1/16" (434D)	1-1/4" (440D)	1-1/2" (448D)
33mm (433MD)		

1 Square Socket:

13/16" (426S)
---------------



## 3/4" DRIVE WHEEL SERVICE 5 PIECE METRIC IMPACT SOCKET SET

- > CR-MO alloy steel for long life
- > Radius corner design extends the life of fasteners
- > Heavy duty blow molded storage case



### 4050M

INCLUDES:

2 Standard Sockets:

27mm (427M)	30mm (430M)
-------------	-------------

2 Deep Sockets:

33mm (433MD)	35mm (435MD)
--------------	--------------

1 Square Socket:

17mm (417MSS)
---------------



## 3/4" DRIVE TRUCK SERVICE 7 PIECE METRIC IMPACT SOCKET SET

- > CR-MO alloy steel for long life
- > Radius corner design extends the life of fasteners
- > Heavy duty blow molded storage case



### 4070M

INCLUDES:

5 Deep Sockets:

27mm (427MD)	30mm (430MD)	33mm (433MD)
35mm (435MD)	41mm (441MD)	

2 Square Sockets:

17mm (417MSS)	21mm (421MSS)
---------------	---------------

## 3/4" DRIVE IMPACT SOCKETS



### 3/4" DRIVE 4 PIECE COMBINATION BUDD WHEEL IMPACT SOCKET SET

- > CR-MO alloy steel for long life
- > Radius corner design extends the life of fasteners
- > Heavy duty blow molded storage case



#### 4626

INCLUDES:

3 Square Budd Wheel Sockets:

1-1/2" x 13/16" (4826C)

35mm x 17mm (43517B)    41mm x 21mm (4121C)

1 Deep Socket

33mm (433MD)



### 3/4" DRIVE STANDARD 8 PIECE SAE IMPACT SOCKET SET

- > CR-MO alloy steel for long life
- > Radius corner design extends the life of fasteners
- > Heavy duty blow molded storage case



#### 4680

INCLUDES:

1" (432)    1-1/16" (434)    1-1/8" (436)

1-1/4" (440)    1-5/16" (442)    1-3/8" (444)

1-7/16" (446)    1-1/2" (448)



### 3/4" DRIVE DEEP 8 PIECE SAE IMPACT SOCKET SET

- > CR-MO alloy steel for long life
- > Radius corner design extends the life of fasteners
- > Heavy duty blow molded storage case



#### 4681

INCLUDES:

1" (432D)    1-1/16" (434D)    1-1/8" (436D)

1-1/4" (440D)    1-5/16" (442D)    1-3/8" (444D)

1-7/16" (446D)    1-1/2" (448D)



### 3/4" DRIVE TRUCK SERVICE 11 PIECE SAE IMPACT SOCKET SET

- > CR-MO alloy steel for long life
- > Radius corner design extends the life of fasteners
- > Heavy duty blow molded storage case



#### 4682

INCLUDES:

10 Standard Sockets:

3/4" (424)    13/16" (426)    7/8" (428)

15/16" (430)    1" (432)    1-1/16" (434)

1-1/8" (436)    1-3/16" (438)    1-1/4" (440)

1-1/2" (448)

1 Square Socket:

13/16" (426S)

## 3/4" DRIVE IMPACT SOCKETS



### 3/4" DRIVE HEAVY DUTY 17 PIECE SAE IMPACT SOCKET SET

- > CR-MO alloy steel for long life
- > Radius corner design extends the life of fasteners
- > Heavy duty blow molded storage case



#### 4683

INCLUDES:

1" (432)	1-1/16" (434)	1-1/8" (436)
1-3/16" (438)	1-1/4" (440)	1-5/16" (442)
1-3/8" (444)	1-7/16" (446)	1-1/2" (448)
1-9/16" (450)	1-5/8" (452)	1-11/16" (454)
1-3/4" (456)	1-13/16" (458)	1-7/8" (460)
1-15/16" (462)	2" (464)	



### 3/4" DRIVE HEAVY DUTY 17 PIECE METRIC IMPACT SOCKET SET

- > CR-MO alloy steel for long life
- > Radius corner design extends the life of fasteners
- > Heavy duty blow molded storage case
- > Shipping weight (Lbs.) - 26.0



#### 4684

INCLUDES:

26mm (426M)	27mm (427M)	28mm (428M)
29mm (429M)	30mm (430M)	32mm (432M)
33mm (433M)	35mm (435M)	36mm (436M)
38mm (438M)	40mm (440M)	41mm (441M)
42mm (442M)	43mm (443M)	44mm (444M)
45mm (445M)	46mm (446M)	



### 3/4" DRIVE DEEP 17 PIECE SAE IMPACT SOCKET SET

- > CR-MO alloy steel for long life
- > Radius corner design extends the life of fasteners
- > Heavy duty blow molded storage case
- > Shipping weight (Lbs.) - 42.9



#### 4685

INCLUDES:

1" (432D)	1-1/16" (434D)	1-1/8" (436D)
1-3/16" (438D)	1-1/4" (440D)	1-5/16" (442D)
1-3/8" (444D)	1-7/16" (446D)	1-1/2" (448D)
1-9/16" (450D)	1-5/8" (452D)	1-11/16" (454D)
1-3/4" (456D)	1-13/16" (458D)	1-7/8" (460D)
1-15/16" (462D)	2" (464D)	



### 3/4" DRIVE DEEP 17 PIECE METRIC IMPACT SOCKET SET

- > CR-MO alloy steel for long life
- > Radius corner design extends the life of fasteners
- > Heavy duty blow molded storage case
- > Shipping weight (Lbs.) - 42.9



#### 4686

INCLUDES:

26mm (426MD)	27mm (427MD)	28mm (428MD)
29mm (429MD)	30mm (430MD)	31mm (431MD)
32mm (432M)	33mm (433MD)	35mm (435MD)
36mm (436MD)	38mm (438MD)	39mm (439MD)
40mm (440MD)	41mm (441MD)	42mm (442MD)
43mm (443MD)	44mm (444MD)	

## 3/4" DRIVE IMPACT SOCKETS



### 3/4" DRIVE 12 POINT THIN WALL 9 PIECE SAE IMPACT SOCKET SET

- > CR-MO alloy steel for long life
- > Ideal for work in tight spaces
- > Radius corner design extends the life of fasteners
- > Heavy duty blow molded storage case



### 4687

INCLUDES:

3/4" (424ZT)	13/16" (426ZT)	7/8" (428ZT)
15/16" (430ZT)	1" (432ZT)	1-1/16" (434ZT)
1-1/8" (436ZT)	1-3/16" (438ZT)	1-1/4" (440ZT)

### OVER 30"

*in Height with Locking Case, Handle and Wheel Kit*



### 3/4" DRIVE DEEP 29 PIECE SAE IMPACT SOCKET SET

- > CR-MO alloy steel for long life
- > Wheel kit and grip handle for easy maneuvering
- > Radius corner design extends the life of fasteners
- > Heavy duty blow molded storage case - over 30" tall
- > Shipping weight (Lbs.) - 65.2




### 4695

INCLUDES:

3/4" (424D)	13/16" (426D)	7/8" (428D)
15/16" (430D)	1" (432D)	1-1/16" (434D)
1-1/8" (436D)	1-3/16" (438D)	1-1/4" (440D)
1-5/16" (442D)	1-3/8" (444D)	1-7/16" (446D)
1-1/2" (448D)	1-9/16" (450D)	1-5/8" (452D)
1-11/16" (454D)	1-3/4" (456D)	1-13/16" (458D)
1-7/8" (460D)	1-15/16" (462D)	2" (464D)
2-1/16" (466D)	2-1/8" (468D)	2-3/16" (470D)
2-1/4" (472D)	2-5/16" (474D)	2-3/8" (476D)
2-7/16" (478D)	2-1/2" (480D)	

### OVER 30"

*in Height with Locking Case, Handle and Wheel Kit*



### 3/4" DRIVE 29 PIECE SAE IMPACT SOCKET SET

- > CR-MO alloy steel for long life
- > Wheel kit and grip handle for easy maneuvering
- > Radius corner design extends the life of fasteners
- > Heavy duty blow molded storage case - over 30" tall
- > Shipping weight (Lbs.) - 51.0



### 4696

INCLUDES:

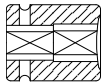
3/4" (424)	13/16" (426)	7/8" (428)
15/16" (430)	1" (432)	1-1/16" (434)
1-1/8" (436)	1-3/16" (438)	1-1/4" (440)
1-5/16" (442)	1-3/8" (444)	1-7/16" (446)
1-1/2" (448)	1-9/16" (450)	1-5/8" (452)
1-11/16" (454)	1-3/4" (456)	1-13/16" (458)
1-7/8" (460)	1-15/16" (462)	2" (464)
2-1/16" (466)	2-1/8" (468)	2-3/16" (470)
2-1/4" (472)	2-5/16" (474)	2-3/8" (476)
2-7/16" (478)	2-1/2" (480)	



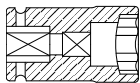
## 3/4" DRIVE IMPACT SOCKETS

### 3/4" DRIVE INDIVIDUAL TRUCK WHEEL SOCKETS METRIC HEAVY DUTY

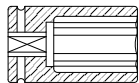
mm



Square



Combination Budd Wheel



Deep Hex Budd Wheel

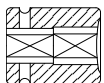


Extra Long

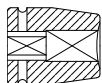
Size	Square	Double Square	Comb. Budd Wheel	Extra Long
Metric	Model#	Model#	Model#	Model#
17mm		417MSS		
19mm	419MS			
20mm	420MS			
21mm		421MSS		
33mm				433MXL
35 X 20mm			43517B	
41 X 21mm			4121C	

### 3/4" DRIVE INDIVIDUAL TRUCK WHEEL SOCKETS SAE HEAVY DUTY

saе



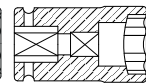
Square



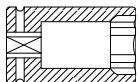
Heavy Duty Square



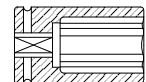
Deep Thin Wall



Combination Budd Wheel



Limited Depth Budd Wheel



Deep Hex Budd Wheel

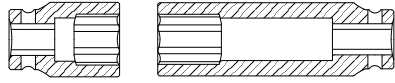


Extra Long

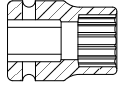
Size	Square	Heavy Duty Square	Deep Thin Wall	Comb. Budd Wheel	Limited Depth Budd Wheel	Deep Hex Budd Wheel	Extra Long
SAE	Model#	Model#	Model#	Model#	Model#	Model#	Model#
13/16"	426S	426HDS					426XL
15/16"	430S						
1-1/16"			434DT				434XL
1-1/8"			436DT				436XL
1-1/4"			440DT				440XL
1-1/2"					448LD	448DH	448XL
1-1/2 x 13/16"				4826C			

# 3/4" DRIVE IMPACT SOCKETS

## 3/4" DRIVE INDIVIDUAL SAE SOCKETS



Standard      Deep



12 Point Thin Wall



All sockets are also available individually



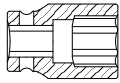
Radius corner design causes the socket to grab the sturdy wall, or flat, of the fastener instead of grabbing the corners, resulting in less corner wear on the fastener.



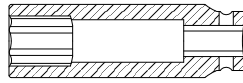
Size	Standard	Deep	12 Point Thin Wall
SAE	Model#	Model#	Model#
1/2"	416	416D	
9/16"	418	418D	
5/8"	420	420D	420ZT
11/16"	422	422D	422ZT
3/4"	424	424D	424ZT
13/16"	426	426D	426ZT
7/8"	428	428D	428ZT
15/16"	430	430D	430ZT
1"	432	432D	432ZT
1-1/16"	434	434D	434ZT
1-1/8"	436	436D	436ZT
1-3/16"	438	438D	438ZT
1-1/4"	440	440D	440ZT
1-5/16"	442	442D	
1-3/8"	444	444D	444ZT
1-7/16"	446	446D	
1-1/2"	448	448D	448ZT
1-9/16"	450	450D	
1-5/8"	452	452D	452ZT
1-11/16"	454	454D	
1-3/4"	456	456D	456ZT
1-13/16"	458	458D	
1-7/8"	460	460D	460ZT
1-15/16"	462	462D	
2"	464	464D	
2-1/16"	466	466D	
2-1/8"	468	468D	
2-3/16"	470	470D	
2-1/4"	472	472D	
2-5/16"	474	474D	
2-3/8"	476	476D	
2-7/16"	478	478D	
2-1/2"	480	480D	
2-9/16"	482	482D	
2-5/8"	484	484D	
2-11/16"	486	486D	
2-3/4"	488	488D	
2-13/16"	490	490D	
2-7/8"	492	492D	
2-15/16"	494	494D	
3"	496	496D	

# 3/4" DRIVE IMPACT SOCKETS

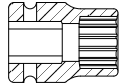
## 3/4" DRIVE INDIVIDUAL METRIC SOCKETS



Standard



Deep

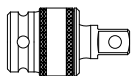


12 Point Thin Wall



Size	Standard	Deep	12 Point Thin Wall
Metric	Model#	Model#	Model#
15mm			415MZT
16mm			416MZT
17mm			417MZT
18mm			418MZT
19mm	419M	419MD	419MZT
20mm	420M	420MD	420MZT
21mm	421M	421MD	421MZT
22mm	422M	422MD	422MZT
23mm	423M	423MD	423MZT
24mm	424M	424MD	424MZT
25mm	425M	425MD	425MZT
26mm	426M	426MD	426MZT
27mm	427M	427MD	427MZT
28mm	428M	428MD	428MZT
29mm	429M	429MD	429MZT
30mm	430M	430MD	430MZT
31mm	431M	431MD	
32mm	432M	432MD	432MZT
33mm	433M	433MD	433MZT
34mm	434M	434MD	
35mm	435M	435MD	435MZT
36mm	436M	436MD	436MZT
37mm			
38mm	438M	438MD	438MZT
39mm		439MD	
40mm	440M	440MD	440MZT
41mm	441M	441MD	
42mm	442M	442MD	
43mm	443M	443MD	
44mm	444M	444MD	
45mm	445M		
46mm	446M	446MD	
47mm	447M	447MD	
48mm	448M	448MD	
49mm	449M	449MD	
50mm	450M	450MD	
52mm	452M	452MD	
54mm	454M		
55mm	455M	455MD	
56mm	456M		
60mm	460M	460MD	
63mm	463M		
65mm	465M	465MD	

## 3/4" DRIVE INDIVIDUAL UNIVERSAL JOINT



Item	Model #
Universal Joint	4304

## 3/4" DRIVE INDIVIDUAL RETAINING PIN & RING SET



Item	Model #
Pin & Ring Set	4303

# 1" DRIVE IMPACT SOCKETS



## 1" DRIVE COMBINATION BUDD WHEEL 5 PIECE SAE & METRIC IMPACT SOCKET SET

- > CR-MO alloy steel for long life
- > Radius corner design extends the life of fasteners
- > Heavy duty blow molded storage case



### 5626

INCLUDES:

4 Square Budd Wheel Sockets:

1-1/2" x 13/16" (5826C)      35mm x 17mm (53517)

38mm x 20mm (53820)      41mm x 21mm (54121)

1 Deep Socket:

33mm (533MD)



## 1" DRIVE DEEP 8 PIECE SAE IMPACT SOCKET SET

- > CR-MO alloy steel for long life
- > Radius corner design extends the life of fasteners
- > Heavy duty blow molded storage case



### 5681

INCLUDES:

7/8" (528D)      15/16" (530D)      1" (532D)

1-1/16" (534D)      1-1/8" (536D)      1-3/16" (538D)

1-1/4" (540D)      1-1/2" (548D)



## 1" DRIVE WHEEL SERVICE 5 PIECE SAE & METRIC IMPACT SOCKET SET

- > CR-MO alloy steel for long life
- > Radius corner design extends the life of fasteners
- > Heavy duty blow molded storage case



### 5685

INCLUDES:

2 Deep Sockets:

1-1/2" (548D)      33mm (533MD)

2 Deep Thin Wall Sockets:

1-1/8" (536DT)      1-1/4" (540DT)

1 Square Socket:

13/16" (526S)



## 1" DRIVE WHEEL SERVICE 8 PIECE SAE & METRIC IMPACT SOCKET SET

- > CR-MO alloy steel for long life
- > Radius corner design extends the life of fasteners
- > Heavy duty blow molded storage case



### 5688

INCLUDES:

3 Standard Sockets:

7/8" (528)      1" (532)      33mm (533M)

3 Deep Thin Wall Sockets:

1-1/16" (534DT)      1-1/8" (536DT)      1-1/4" (540DT)

1 Square Socket:

13/16" (526S)

1 Controlled Depth Socket:

1-1/2" (548CDS)

# 1" DRIVE IMPACT SOCKETS

## OVER 30"

*in Height with Locking Case, Handle and Wheel Kit*



### 1" DRIVE 21 PIECE SAE IMPACT SOCKET SET

- > CR-MO alloy steel for long life
- > Wheel kit and grip handle for easy maneuvering
- > Radius corner design extends the life of fasteners
- > Heavy duty blow molded storage case - over 30" tall
- > Shipping weight (Lbs.) - 35.0

#### 5692

INCLUDES:

3/4" (524)	13/16" (526)	7/8" (528)
15/16" (530)	1" (532)	1-1/16" (534)
1-1/8" (536)	1-3/16" (538)	1-1/4" (540)
1-5/16" (542)	1-3/8" (544)	1-7/16" (546)
1-1/2" (548)	1-9/16" (550)	1-5/8" (552)
1-11/16" (554)	1-3/4" (556)	1-13/16" (558)
1-7/8" (560)	1-15/16" (562)	2" (564)

### 1" DRIVE DEEP 21 PIECE SAE IMPACT SOCKET SET

- > CR-MO alloy steel for long life
- > Wheel kit and grip handle for easy maneuvering
- > Radius corner design extends the life of fasteners
- > Heavy duty blow molded storage case - over 30" tall
- > Shipping weight (Lbs.) - 50.1

#### 5693

INCLUDES:

3/4" (524D)	13/16" (526D)	7/8" (528D)
15/16" (530D)	1" (532D)	1-1/16" (534D)
1-1/8" (536D)	1-3/16" (538D)	1-1/4" (540D)
1-5/16" (542D)	1-3/8" (544D)	1-7/16" (546D)
1-1/2" (548D)	1-9/16" (550D)	1-5/8" (552D)
1-11/16" (554D)	1-3/4" (556D)	1-13/16" (558D)
1-7/8" (560D)	1-15/16" (562D)	2" (564D)

## OVER 30"

*in Height with Locking Case, Handle and Wheel Kit*



# 1" DRIVE IMPACT SOCKETS



## 1" DRIVE HEAVY DUTY WHEEL 10 PIECE SAE & METRIC IMPACT SOCKET SET

- > CR-MO alloy steel for long life
- > Radius corner design extends the life of fasteners
- > Heavy duty blow molded storage case



### 5690A

INCLUDES:

4 Deep Sockets:

1" (532D)      1-3/16" (538D)      1-3/4" (556D)

33mm (533MD)

3 Deep Thin Wall Sockets:

1-1/16" (534DT)      1-1/8" (536DT)      1-1/4" (540DT)

2 Square Sockets:

13/16" (526S)      15/16" (530S)

1 Controlled Depth Socket:

1-1/2" (548CDS)



## 1" DRIVE DEEP 7 PIECE METRIC IMPACT SOCKET SET

- > CR-MO alloy steel for long life
- > Radius corner design extends the life of fasteners
- > Heavy duty blow molded storage case



### 5697M

INCLUDES:

5 Deep Sockets:

27mm (527MD)      33mm (533MD)      35mm (535MD)

36mm (536MD)      41mm (541MD)

2 Square Sockets:

17mm (517MSS)      21mm (521MSS)



## 1" DRIVE STANDARD 9 PIECE SAE IMPACT SOCKET SET

- > CR-MO alloy steel for long life
- > Radius corner design extends the life of fasteners
- > Heavy duty blow molded storage case



### 5699

INCLUDES:

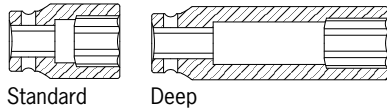
1" (532)      1-1/8" (536)      1-1/4" (540)

1-3/8" (544)      1-1/2" (548)      1-5/8" (552)

1-3/4" (556)      1-7/8" (560)      2" (564)

# 1" DRIVE IMPACT SOCKETS

## 1" DRIVE INDIVIDUAL SAE SOCKETS



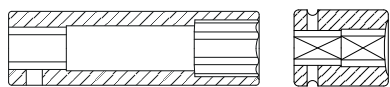
Standard      Deep



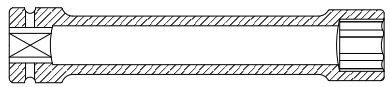
Size	Standard	Deep
SAE	Model#	Model#
3/4"	524	524D
13/16"	526	526D
7/8"	528	528D
15/16"	530	530D
1"	532	532D
1-1/16"	534	534D
1-1/8"	536	536D
1-3/16"	538	538D
1-1/4"	540	540D
1-5/16"	542	542D
1-3/8"	544	544D
1-7/16"	546	546D
1-1/2"	548	548D
1-9/16"	550	550D
1-5/8"	552	552D
1-11/16"	554	554D
1-3/4"	556	556D
1-13/16"	558	558D
1-7/8"	560	560D
1-15/16"	562	562D
2"	564	564D
2-1/16"	566	566D
2-1/8"	568	568D
2-3/16"	570	570D

Size	Standard	Deep
SAE	Model#	Model#
2-1/4"	572	572D
2-5/16"	574	574D
2-3/8"	576	576D
2-7/16"	578	578D
2-1/2"	580	580D
2-9/16"	582	582D
2-5/8"	584	584D
2-11/16"	586	586D
2-3/4"	588	588D
2-13/16"	590	590D
2-7/8"	592	592D
2-15/16"	594	594D
3"	596	596D
3-1/8"	5100	5100D
3-1/4"	5104	5104D
3-3/8"	5108	5108D
3-1/2"	5112	5112D
3-5/8"	5116	5116D
3-3/4"	5120	5120D
3-7/8"	5124	5124D
4"	5128	5128D
4-1/8"	5132	5132D
4-1/4"	5136	5136D
4-1/2"	5140	5140D

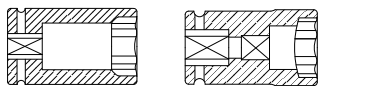
## 1" DRIVE INDIVIDUAL TRUCK WHEEL SOCKETS SAE HEAVY DUTY




Deep Thin Wall      Square



Extra Long



Controlled Depth      Combination Budd Wheel

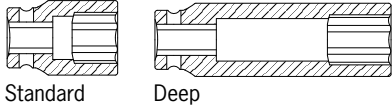


Heavy Duty Square      Extra Deep

Size	Square	Deep Thin Wall	Extra Long	Comb. Budd Wheel	Cont. Depth	Heavy Duty Square	Extra Deep
SAE	Model#	Model#	Model#	Model#	Model#	Model#	Model#
13/16"	526S					526HDS	
15/16"	530S						
1-1/16"		534DT					
1-1/8"		536DT					
1-1/4"		540DT	540EL				
1-5/16"		542DT					
1-1/2"		548DT			548CDS		
1-3/4"							556XD
1-1/2" x 13/16"				5826C			

# 1" DRIVE IMPACT SOCKETS

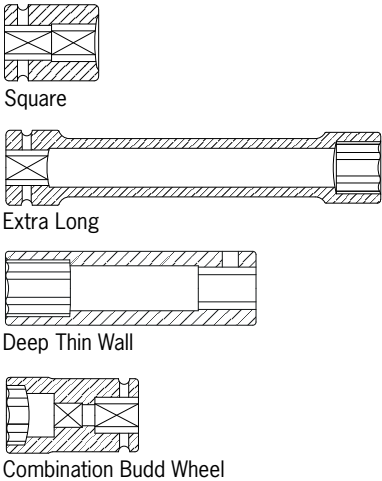
## 1" DRIVE INDIVIDUAL METRIC SOCKETS



Size	Standard	Deep
Metric	Model#	Model#
19mm	519M	519MD
21mm	521M	521MD
22mm	522M	522MD
23mm	523M	523MD
24mm	524M	524MD
25mm	525M	525MD
26mm	526M	526MD
27mm	527M	527MD
28mm	528M	
29mm	529M	529MD
30mm	530M	530MD
32mm	532M	532MD
33mm	533M	533MD
35mm	535M	535MD
36mm	536M	536MD

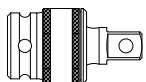
Size	Standard	Deep
Metric	Model#	Model#
38mm	538M	538MD
40mm	540M	540MD
41mm	541M	541MD
42mm	542M	542MD
46mm	546M	546MD
50mm	550M	550MD
52mm	552M	
54mm	554M	554MD
55mm	555M	555MD
56mm	556M	556MD
58mm	558M	558MD
60mm	560M	560MD
65mm	565M	565MD
70mm	570M	570MD

## 1" DRIVE INDIVIDUAL TRUCK WHEEL SOCKETS METRIC HEAVY DUTY



Size	Square	Deep Thin Wall	Extra Long	Comb. Budd Wheel
Metric	Model#	Model#	Model#	Model#
17mm	517MSS			
19mm	519MS			
20mm	520MS			
21mm	521MSS			
33mm			533MEL	
41mm		541MDT		
35 x 17mm				53517
38mm				53820
41 x 21mm				54121

## 1" DRIVE INDIVIDUAL UNIVERSAL JOINT



Item	Model #
Universal Joint	5304

## 1" DRIVE INDIVIDUAL RETAINING PIN & RING SETS

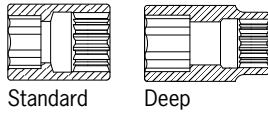


Item	Model #
1-11/16" Pin & Ring Set	5301
1-3/4" Pin & 1-7/8" Ring	5302



## # 5 SPLINE DRIVE IMPACT SOCKETS

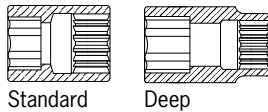
### # 5 SPLINE DRIVE INDIVIDUAL SAE SOCKETS



Size	Standard	Deep
SAE	Model#	Model#
7/8"	5500S	
15/16"	5525	
1-1/16"	5526	
1-1/8"	5502	
1-3/16"	5504	
1-1/4"	5503	
1-5/16"	5534	
1-3/8"	5533	
1-7/16"	5535	
1-1/2"	5505	5548D
1-5/8"	5506	5552D
1-3/4"	5507	5556D
1"	5501	

Size	Standard	Deep
SAE	Model#	Model#
1-13/16"	5536	
1-7/8"	5508	
1-15/16"	5537	
2"	5509	
2-1/8"	5568	
2-1/4"	5572	
2-3/8"	5576	
2-1/2"	5580	
2-5/8"	5584	
2-3/4"	5588	
3"	5596	
3-1/8"	5600	

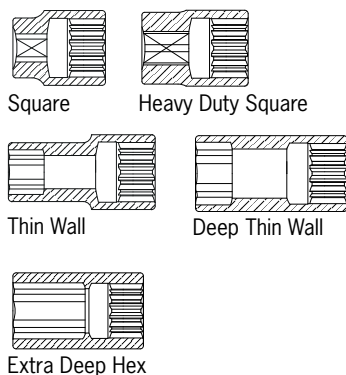
### # 5 SPLINE DRIVE INDIVIDUAL METRIC SOCKETS



Size	Standard	Deep
Metric	Model#	Model#
22mm	5522M	
24mm	5524M	
25mm	5525M	
27mm	5527M	
29mm	5529M	
30mm	5530M	
32mm	5532M	

Size	Standard	Deep
Metric	Model#	Model#
33mm	5533M	5533MD
35mm	5535M	
36mm		5536MD
38mm	5538M	
40mm	5540M	
41mm	5541M	
46mm	5546M	

### # 5 SPLINE DRIVE INDIVIDUAL SAE & METRIC SPECIALTY SOCKETS



Size	Square	Heavy Duty Square	Thin Wall	Deep Thin Wall	Extra Deep Hex
SAE/Metric	Model#	Model#	Model#	Model#	Model#
13/16"	5532	5532HDS			
7/8"	5500S				
15/16"	5510				
1-1/16"			5527		
1-1/8"			5528		
1-1/4"			5529		
1-5/16"				5542DT	
1-1/2"				5548DT	5548XDH
1-1/2" x 13/16"	5530				
17mm	5517MSS				
21mm	5521MSS				
35mm				5535MDT	
41mm				5541MDT	



### 3/8" DRIVE 16 PIECE SAE & METRIC STUBBY MASTER IMPACT HEX DRIVER SET

- > CR-MO alloy steel for long life
- > Stubby one piece design fits into tight areas
- > Heavy duty blow molded storage case



### 3646

INCLUDES:

8 SAE SIZES		
1/4" (36460)	5/16" (364601)	3/8" (364602)
7/16" (364603)	1/2" (364604)	9/16" (364605)
5/8" (364609)	3/4" (364611)	
8 METRIC SIZES:		
6mm (364606)	7mm (364607)	8mm (364608)
10mm (364610)	12mm (364612)	14mm (364614)
17mm (364617)	19mm (364619)	



### 3/8" DRIVE 7 PIECE SAE IMPACT HEX DRIVER SET

- > CR-MO alloy steel for long life
- > Heavy duty blow molded storage case



### 3647

INCLUDES:

3/16" (36471)	7/32" (36472)	1/4" (36473)
5/16" (36474)	3/8" (36475)	7/16" (36476)
1/2" (36477)		



### 3/8" DRIVE 7 PIECE METRIC IMPACT HEX DRIVER SET

- > CR-MO alloy steel for long life
- > Heavy duty blow molded storage case



### 3648

INCLUDES:

4mm (36481)	5mm (36482)	6mm (36483)
7mm (36484)	8mm (36485)	10mm (36487)
12mm (36488)		



### 3/8" DRIVE 13 PIECE SAE & METRIC IMPACT HEX DRIVER SET

- > CR-MO alloy steel for long life
- > Includes most popular SAE and metric hex sizes
- > 5/16" (8mm) Included as 1 socket
- > Heavy duty blow molded storage case



### 3649

INCLUDES:

5 SAE SIZES		
3/16" (36471)	7/32" (36472)	1/4" (36473)
5/16" & 8mm (36474)	3/8" (36475)	
7/16" (36476)	1/2" (36477)	
6 SAE SIZES		
4mm (36481)	5mm (36482)	6mm (36483)
7mm (36484)	10mm (36487)	12mm (36488)



### 3/8" DRIVE UNIVERSAL 7 PIECE SAE IMPACT HEX DRIVER SET

- > CR-MO alloy steel for long life
- > Heavy duty blow molded storage case



#### 3658

INCLUDES:

3/16" (365802)	7/32" (365804)	1/4" (365806)
5/16" (365808)	3/8" (365810)	7/16" (365812)
1/2" (365814)		



### 3/8" DRIVE UNIVERSAL 7 PIECE METRIC IMPACT HEX DRIVER SET

- > CR-MO alloy steel for long life
- > Heavy duty blow molded storage case



#### 3659

INCLUDES:

4mm (365904)	5mm (365905)	6mm (365906)
7mm (365907)	8mm (365908)	10mm (365910)
12mm (365912)		



### 1/2" DRIVE 20 PIECE SAE & METRIC MASTER IMPACT HEX DRIVER SET

- > CR-MO alloy steel for long life
- > Heavy duty blow molded storage case
- > Includes most common SAE and metric hex sizes used for automotive repair



#### 2637

INCLUDES:

10 SAE Sockets:

1/4" (26481)	9/32" (264811)	5/16" (26482)
3/8" (26483)	7/16" (26484)	1/2" (26485)
9/16" (26486)	5/8" (26487)	11/16" (26488)
3/4" (26489)		

10 Metric Sockets:

6mm (26491)	7mm (26492)	8mm (26493)
10mm (26495)	12mm (26496)	14mm (26497)
15mm (264912)	17mm (26499)	18mm (264913)
19mm (264910)		



### 1/2" DRIVE 10 PIECE SAE IMPACT HEX DRIVER SET

- > CR-MO alloy steel for long life
- > Heavy duty blow molded storage case
- > Includes popular SAE hex sizes used for automotive repair



### 2638

INCLUDES:

1/4" (26481)	9/32" (264811)	5/16" (26482)
3/8" (26483)	7/16" (26484)	1/2" (26485)
9/16" (26486)	5/8" (26487)	11/16" (26488)
3/4" (26489)		



### 1/2" DRIVE 10 PIECE METRIC IMPACT HEX DRIVER SET

- > CR-MO alloy steel for long life
- > Heavy duty blow molded storage case
- > Includes popular metric hex sizes used for automotive repair



### 2639

INCLUDES:

6mm (26491)	7mm (26492)	8mm (26493)
10mm (26495)	12mm (26496)	14mm (26497)
15mm (264912)	17mm (26499)	18mm (264913)
19mm (264910)		



### 1/2" DRIVE UNIVERSAL 8 PIECE SAE IMPACT HEX DRIVER SET

- > CR-MO alloy steel for long life
- > Heavy duty blow molded storage case



### 2748

INCLUDES:

1/4" (274806)	5/16" (274808)	3/8" (274810)
7/16" (274812)	1/2" (274814)	9/16" (274816)
5/8" (274818)	3/4" (274820)	



### 1/2" DRIVE UNIVERSAL 8 PIECE METRIC IMPACT HEX DRIVER SET

- > CR-MO alloy steel for long life
- > Heavy duty blow molded storage case



### 2749

INCLUDES:

6mm (274906)	7mm (274907)	8mm (274908)
10mm (274910)	12mm (274912)	14mm (274914)
17mm (274917)	19mm (274919)	



### 3/4" DRIVE 5 PIECE SAE IMPACT HEX DRIVER SET

- > CR-MO alloy steel for long life
- > Heavy duty blow molded storage case



#### 4506

INCLUDES:

3/4" (45061)	7/8" (45062)	1" (45063)
1-1/8" (45064)	1-1/4" (45065)	



### 3/4" DRIVE 5 PIECE METRIC IMPACT HEX DRIVER SET

- > CR-MO alloy steel for long life
- > Heavy duty blow molded storage case



#### 4507

INCLUDES:

14mm (450714)	17mm (450717)	19mm (450719)
22mm (450722)	24mm (450724)	



### 1" DRIVE 6 PIECE SAE IMPACT HEX DRIVER SET

- > CR-MO alloy steel for long life
- > Heavy duty blow molded storage case
- > Shipping weight (Lbs.) - 7.45



#### 5606

INCLUDES:

3/4" (56061)	7/8" (56062)	1" (56063)
1-1/8" (56064)	1-1/4" (56065)	1-3/8" (56066)



### 1" DRIVE 6 PIECE METRIC IMPACT HEX DRIVER SET

- > CR-MO alloy steel for long life
- > Heavy duty blow molded storage case
- > Shipping weight (Lbs.) - 7.5



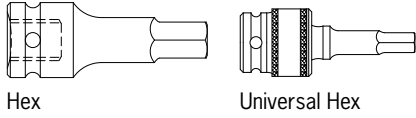
#### 5607

INCLUDES:

14mm (560714)	17mm (560717)	19mm (560719)
22mm (560722)	24mm (560724)	27mm (560727)

# HEX DRIVERS

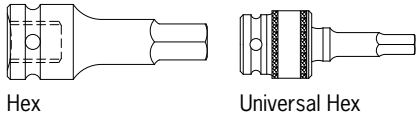
## 3/8" DRIVE INDIVIDUAL SAE & METRIC HEX DRIVER SOCKETS



Size	Hex	Hex Univ.
SAE	Model#	Model#
3/16"	36471	365802
7/32"	36472	365804
1/4"	36473	365806
5/16"	36474	365808
3/8"	36475	365810
7/16"	36476	365812
1/2"	36477	365814
9/16"	36478	
5/8"	36479	

Size	Hex	Hex Univ.
Metric	Model#	Model#
4mm	36481	365904
5mm	36482	365905
6mm	36483	365906
7mm	36484	365907
8mm	36485	365908
9mm	36486	
10mm	36487	365910
12mm	36488	365912
14mm	36489	
16mm	364810	
17mm	364811	

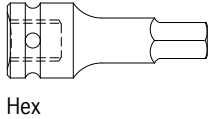
## 1/2" DRIVE INDIVIDUAL SAE & METRIC HEX DRIVER SOCKETS



Size	Hex	Hex Univ.
SAE	Model#	Model#
1/4"	26481	274806
9/32"	264811	
5/16"	26482	274808
3/8"	26483	274810
7/16"	26484	274812
1/2"	26485	274814
9/16"	26486	274816
5/8"	26487	274818
11/16"	26488	
3/4"	26489	274820
13/16"	264810	

Size	Hex	Hex Univ.
Metric	Model#	Model#
6mm	26491	274906
7mm	26492	274907
8mm	26493	274908
9mm	26494	
10mm	26495	274910
11mm	264914	
12mm	26496	274912
13mm	264915	
14mm	26497	274914
15mm	264912	274915
16mm	26498	
17mm	26499	274917
18mm	264913	274918
19mm	264910	274919
21mm	264911	

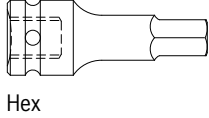
## 3/4" DRIVE INDIVIDUAL SAE & METRIC HEX DRIVER SOCKETS



Size	Hex
SAE	Model#
1/2"	416H
3/4"	45061
7/8"	45062
1"	45063
1-1/8"	45064
1-1/4"	45065

Size	Hex
Metric	Model#
12mm	412MH
14mm	450714
17mm	450717
19mm	450719
22mm	450722
24mm	450724

## 1" DRIVE INDIVIDUAL SAE & METRIC HEX DRIVER SOCKETS



Size	Hex
Inches	Model#
3/4"	56061
7/8"	56062
1"	56063
1-1/8"	56064
1-1/4"	56065
1-3/8"	56066

Size	Hex
Metric	Model#
14mm	560714
17mm	560717
19mm	560719
22mm	560722
24mm	560724
27mm	560727

# MAN OF STEEL

SAVE THE DAY WITH OUR VIRTUALLY UNBREAKABLE SUPER ADAPTERS



## INDIVIDUAL SUPER REDUCERS

- > Engineered to dramatically increase durability, these reducers outlast the competition
- > Shipping weight (Lbs.) - from 0.2 - 0.8



2303 1/2" F x 3/8" M



3303 3/8" F x 1/4" M



4305 3/4" F x 1/2" M



5305 1" F x 3/4" M

**SUNEX**<sup>®</sup>  
T O O L S



### 3 PIECE SUNEX SUPER REDUCER SET

- > Engineered to dramatically increase durability, these reducers outlast the competition
- > Heavy duty blow molded storage case
- > Shipping weight (lbs.) - 12.7

#### 2343

INCLUDES 3 DRIVE SIZES:

MODEL:	DRIVE SIZE:
2303	1/2" F x 3/8" M
3303	3/8" F x 1/4" M
4305	3/4" F x 1/2" M

# ADAPTERS, REDUCERS, & SUPER REDUCERS



### 3/8" & 1/2" DRIVE ADAPTER & UNIVERSAL JOINT 5 PIECE IMPACT SET

- > CR-MO alloy steel for long life
- > Fully guaranteed (except adapters)
- > Heavy duty blow molded storage case

#### 3305

INCLUDES:

3/8" Dr. Universal Joint	(3301)
3/8"(F) x 1/2"(M) Adapter	(3300)
1/2" Universal Joint	(2300)
1/2"(F) x 3/8"(M) Adapter	(2301)
1/2"(F) x 3/4"(M) Adapter	(2302)



### 3/4" & 1" DRIVE ADAPTER & UNIVERSAL JOINT 5 PIECE IMPACT SET

- > CR-MO alloy steel for long life
- > Heavy duty blow molded storage case

#### 4405

INCLUDES:

3/4" Dr. Universal Joint	(4304)
3/4"(F) X 1/2"(M) Reducer	(4301)
3/4"(F) X 1"(M) Adapter	(4300)
1"(F) X 3/4"(M) Reducer	(5303)
1" Dr. Universal Joint	(5304)



### 3 PIECE SUPER REDUCER SET

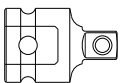
- > Engineered to dramatically increase durability, these reducers outlast the competition
- > Heavy duty blow molded storage case
- > Shipping weight (lbs.) - 12.7

#### 2343

INCLUDES:

MODEL:	DRIVE SIZE:	MODEL:	DRIVE SIZE:
2303	1/2"F x 3/8"M	3303	3/8"F x 1/4"M
4305	3/4"F x 1/2"M		

## INDIVIDUAL ADAPTERS AND REDUCERS



Size	Adapter Model #	Reducer Model #
3/8"(F) x 1/4"(M)	1805	3303
3/8"(F) x 1/2"(M)	3300	
1/4"(F) x 3/8"(M)	1801	
1/2"(F) x 3/8"(M)	2301	2303
1/2"(F) x 3/4"(M)	2302	
3/4"(F) x 1/2"(M)	4301	4305
3/4"(F) x 1"(M)	4300	
1"(F) x 3/4"(M) w/ ball ret.	5303	5305
1"(F) x 1-1/2"(M) w/ pin hole	5306	
1-1/2"(F) x 1"(M) w/ pin hole	6332	
#5(F) x 3/4"(M) w/ ball ret.	5524	
#5(F) x 1"(M) w/ pin hole	5531	





### 3/8" DRIVE EXTENSIONS 4 PIECE IMPACT SET

- > CR-MO alloy steel for long life
- > Heavy duty blow molded storage case

#### 3500

INCLUDES:

3" (3503) 5" (3505) 10" (3510) 15" (3515)



### 3/8" WOBBLE DRIVE EXTENSIONS 4 PIECE IMPACT SET

- > Steel ball retainer on male end
- > Wobble drive provides 15° offset in all directions
- > CR-MO alloy steel for long life
- > Heavy duty blow molded storage case

#### 3504

INCLUDES:

3" (3503W) 5" (3505W) 10" (3510W)  
15" (3515W)



### 1/2" DRIVE EXTENSIONS 4 PIECE IMPACT SET

- > Steel ball retainer on male end
- > CR-MO alloy steel for long life
- > Heavy duty blow molded storage case

#### 2500

INCLUDES:

3" (2503) 5" (2505) 10" (2510) 15" (2515)



### 1/2" WOBBLE DRIVE EXTENSIONS 4 PIECE IMPACT SET

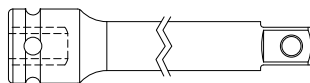
- > Steel ball retainer on male end
- > Wobble drive provides 15° offset in all directions
- > CR-MO alloy steel for long life
- > Heavy duty blow molded storage case

#### 2504

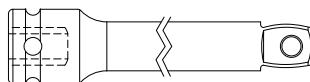
INCLUDES:

3" (2503W) 5" (2505W) 10" (2510W)  
15" (2515W)

### INDIVIDUAL EXTENSIONS



Square



Wobble

Size	3/8"	1/2"	3/4"	1"	1/2" Wobble	3/8" Wobble	#5 Spline
SAE	Model#	Model#	Model#	Model#	Model#	Model#	Model#
3"	3503	2503			2503W	3503W	
5"	3505	2505			2505W	3505W	
6"			4302	5300			
8"							5608
10"	3510	2510	4310	5310	2510W	3510W	
13"			4313	5313			
15"	3515	2515			2515W	3515W	5615
24"		2524					
36"		2536					
36" for Transmissions 1/2" (F) x 3/8" (M)		2536T					

# SPECIALTY SOCKETS

GUARANTEED TO PERFORM



Trusted by Professionals Since 1977

[www.sunextools.com](http://www.sunextools.com)

 **SUNEX**<sup>®</sup>  
T O O L S



**3/8" DRIVE  
ABS PRESSURE SWITCH SOCKET**  
DODGE, CHRYSLER, PLYMOUTH

**10212**

- > Forged from Chrome-Vanadium alloy steel for maximum strength
- > Designed for damage-free removal of ABS pressure switch. Removes and installs Bendix 10 ABS pressure switch on a 1990 or newer Dodge Monaco, Eagle Premier, and 1991 and newer Chrysler, Plymouth, and Dodge minivans

⚠ WARNING: Use of this socket with an impact tool can cause serious injury.



**3/8" DRIVE  
SWITCH SOCKET**  
CHEVROLET

**10007**

- > Forged from Chrome-Vanadium alloy steel for maximum strength
- > Oil pressure switch socket fits 1" and 1-1/16" on GM & Chrysler vehicles

⚠ WARNING: Use of this socket with an impact tool can cause serious injury.



**1/2" DRIVE  
SPANNER SOCKET**  
FORD

**10004**

- > Forged from Chrome-Vanadium alloy steel for maximum strength
- > Designed for use with 1985 and later Ford F250/F350 trucks with floating rear axle

⚠ WARNING: Use of this socket with an impact tool can cause serious injury.



**1/2" DRIVE  
AXLE FLANGE NUT SOCKET**  
MERCEDES BENZ

**10203**

- > Forged from Chrome-Vanadium alloy steel for maximum strength
- > Removes rear axle flange grooved nuts on Mercedes Benz models 107, 114, 115, 116, and 126 axles with CV joints when replacing axle seals and axle bearings

⚠ WARNING: Use of this socket with an impact tool can cause serious injury.

## SPECIALTY SOCKETS



**3/4" DRIVE  
AXLE NUT SPANNER SOCKET  
CHEVROLET, GMC**

**10205**

- > Forged from Chrome-Vanadium alloy steel for maximum strength
- > Six-lug, spanner-type wrench removes and installs rear wheel bearing locknuts; services 1954-current Chevrolet and GMC 15,000 lb. axles; 1966-current 17,000 lb. 2 speed axles; 1965-current 15,000 lb. trailing axles

⚠ WARNING: Use of this socket with an impact tool can cause serious injury.



**3/4" DRIVE  
AXLE NUT SPANNER SOCKET  
CHEVROLET, GMC**

**10206**

- > Forged from Chrome-Vanadium alloy steel for maximum strength
- > Six-lug, spanner-type wrench removes and installs rear wheel bearing locknuts; services 1954-current Chevrolet and GMC 11,000 to 13,500 lb. axles

⚠ WARNING: Use of this socket with an impact tool can cause serious injury.



**3/4" DRIVE  
AXLE NUT SPANNER SOCKET  
CHEVROLET, GMC**

**10207**

- > Forged from Chrome-Vanadium alloy steel for maximum strength
- > Six-lug spanner-type socket removes and installs rear wheel bearing locknuts on 1946-present Chevrolet and GMC 5200 and 7200 lb axles

⚠ WARNING: Use of this socket with an impact tool can cause serious injury.



**3/4" DRIVE  
RATCHETING LOCKNUT TOOL  
FORD TRUCKS**

**10636**

- > Forged from Chrome-Vanadium alloy steel for maximum strength
- > Small end fits Ford 1986 to 1994 light trucks with Dana 44 front axle; large end fits 1985 and newer Ford F-150 and F-350 trucks with Dana full floating rear axle - this flip socket allows for dual application

⚠ WARNING: Use of this socket with an impact tool can cause serious injury.



**1/2" DRIVE  
TRANSIT LOCK NUT TOOL  
FORD**

**10209**

- > Forged from Chrome-Vanadium alloy steel for maximum strength
- > For Ford locknuts fitted on pre-1998 Ford Transit 80, 100, 115, and 120 models with type 34 axles

⚠ WARNING: Use of this socket with an impact tool can cause serious injury.



**3/4" DRIVE  
BALL JOINT IMPACT SOCKET  
CHRYSLER CARS**

**10213**

- > CR-MO alloy steel for long life
- > Removes and installs the ball joints used on mid-size, rear-wheel drive Chrysler cars - fits 1-59/64" ball joints



**3/4" DRIVE  
BALL JOINT IMPACT SOCKET  
CHRYSLER LIGHT TRUCKS**

**10214**

- > CR-MO alloy steel for long life
- > Removes and installs the ball joints used on Chrysler/Dodge light trucks and vans - fits 2-9/64" ball joints



**1/2" DRIVE 12.5MM  
BRAKE CALIPER SOCKET  
CITROËN AND PEUGEOT**

**10210**

- > Forged from Chrome-Vanadium alloy steel for maximum strength
- > Pentagon shaped driver applicable for use on Citroën and Peugeot calipers

⚠ WARNING: Use of this socket with an impact tool can cause serious injury.



**3/4" DRIVE  
DIFFERENTIAL SOCKET  
MERCEDES BENZ**

**10204**

- > Forged from Chrome-Vanadium alloy steel for maximum strength
- > Applicable for use on Mercedes Benz models 107, 114, 115, and 116 when removing the drive pinion shaft flange nut of the differential

⚠ WARNING: Use of this socket with an impact tool can cause serious injury.

## SPECIALTY SOCKETS



**1/2" DRIVE 8 PIECE DRAIN PLUG  
IMPACT SOCKET SET**  
FOR USE ON MOST VEHICLES  
MALE 7/16" - 5/8" / FEMALE 7/16" - 5/8"

- > CR-MO alloy steel for long life
- > Heavy duty blow molded storage case

**2841**

**1/2" DRIVE INDIVIDUAL DRAIN/  
PIPE PLUG SOCKETS**  
MALE 7/16" - 5/8" / FEMALE 7/16" - 5/8"

Model #	Size	Type
214FP	1/2" Drive 7/16"	Female Pipe Plug Socket
214P	1/2" Drive 7/16"	Male Pipe Plug Socket
216FP	1/2" Drive 1/2"	Female Pipe Plug Socket
216P	1/2" Drive 1/2"	Male Pipe Plug Socket
218FP	1/2" Drive 9/16"	Female Pipe Plug Socket
218P	1/2" Drive 9/16"	Male Pipe Plug Socket
220FP	1/2" Drive 5/8"	Female Pipe Plug Socket
220P	1/2" Drive 5/8"	Male Pipe Plug Socket



**3/8" DRIVE 11 PIECE DRAIN PLUG  
IMPACT SOCKET SET**  
FOR USE ON MOST VEHICLES  
MALE 3/16" - 3/8" / FEMALE 1/4" - 3/8"

- > CR-MO alloy steel for long life
- > Heavy duty blow molded storage case
- > Shipping weight (lbs) – 1.4

**3841**

**3/8" DRIVE INDIVIDUAL  
DRAIN PLUG SOCKETS**  
MALE 3/16" - 3/8" / FEMALE 1/4" - 3/8"

Model #	Size	Type
304PC	3/8" Drive 3/16"	Male Pipe Plug Socket
308PC	3/8" Drive 1/4"	Male Pipe Plug Socket
309PC	3/8" Drive 9/32"	Male Pipe Plug Socket
310PC	3/8" Drive 5/16"	Male Pipe Plug Socket
311PC	3/8" Drive 11/32"	Male Pipe Plug Socket
312PC	3/8" Drive 3/8"	Male Pipe Plug Socket
308EPC	3/8" Drive 1/4"	Female Pipe Plug Socket
309EPC	3/8" Drive 9/32"	Female Pipe Plug Socket
310EPC	3/8" Drive 5/16"	Female Pipe Plug Socket
311EPC	3/8" Drive 11/32"	Female Pipe Plug Socket
312EPC	3/8" Drive 3/8"	Female Pipe Plug Socket



**1/2" DRIVE SPINDLE NUT SOCKET**  
FORD/ DODGE 4WD VEHICLES

- > Forged from Chrome-Vanadium alloy steel for maximum strength
- > Applicable for use on 1984-92 Ford Ranger and Bronco II with manual hubs; 1986-95 Ford F-Series 1/2 ton pickup trucks; full size Bronco with Dana 44 front axle; 1990-93 Dodge trucks with Dana 44 automatic hubs

⚠ WARNING: Use of this socket with an impact tool can cause serious injury.

**10200**


**1/2" DRIVE SPINDLE NUT SOCKET**  
 ISUZU, HONDA, JEEP J20 PICKUPS

**10202**

- > Forged from Chrome-Vanadium alloy steel for maximum strength
- > Services 1988-95 Isuzu Trooper, Rodeo, Amigo, and pickups; 1985-89 Honda Passport; Jeep J20 pickups with Dana 60 Axle

⚠ WARNING: Use of this socket with an impact tool can cause serious injury.


**SPINDLE PULLER IMPACT SOCKET**  
 FULL SIZE FORD, GM, INTERNATIONAL, JEEP

**10208**

- > Forged from Chrome-Vanadium alloy steel for maximum strength
- > For use when removing the front spindle on light duty 4WD trucks. Applicable to full size Ford, GM, International, and Jeep pick-ups with Dana front Axles; also applicable to Ford Ranger and Bronco II - fits spindle thread sizes 2"-16, 1-5/8"-16, 38mm-1.5

⚠ WARNING: Use of this socket with an impact tool can cause serious injury.


**1/2" DRIVE 2-5/8" LOCKNUT SOCKET**  
 FORD, GM

**284LN**

- > Forged from Chrome-Vanadium alloy steel for maximum strength
- > 6 lug socket for removal and installation of 4 slot front axle locknuts on 1978-1984 Ford F-Series and 4WD heavy duty 3/4 and 1 ton trucks; 1973-81 GM 4WD 3/4 and 1 Ton Trucks.

⚠ WARNING: Use of this socket with an impact tool can cause serious injury.


**TIE ROD SOCKET**
**2801**

- > CR-MO alloy steel for long life
- > Innovative, non-slip design
- > Capable of removing most bolts that have 75% of their corners stripped away

## SPECIALTY SOCKETS



### 1/2" DRIVE 5 PIECE TORQUE LIMITING EXTENSION SET FOR USE ON MOST VEHICLES

**2450**

- > Made of flexible spring steel that stops turning when the required torque has been reached
- > Heavy duty blow molded storage case
- > This set contains the most popular sizes and torque ratings needed in the automotive service industry; torque limiting extensions often extend the life of thin wall impact sockets by limiting the torque to the required rating - available as a set or individually

### 1/2" DRIVE INDIVIDUAL TORQUE LIMITING EXTENSIONS

Model #	Type
2465	65 ft. lbs. Extension / 90 Nm
2480	80 ft. lbs. Extension / 110 Nm
24100	100 ft. lbs. Extension / 135 Nm
24120	120 ft. lbs. Extension / 160 Nm
24140	140 ft. lbs. Extension / 190 Nm



### 1/2" DRIVE 10 PIECE TORQUE LIMITING SOCKET SET FOR USE ON MOST VEHICLES

**2880**

- > Made of flexible spring steel that stops turning when the required torque has been reached
- > Heavy duty blow molded storage case
- > Torque limiting socket set will tighten wheel nuts to the correct torque on most makes and models of foreign and domestic cars, light trucks, and vans; these tools are designed for use with a 1/2" impact wrench - available as a set or individually

### 1/2" DRIVE INDIVIDUAL TORQUE LIMITING SOCKETS

Model #	Type
21755M	17mm / 55 ft. lbs. / 75 Nm
21780M	17mm / 80 ft. lbs. / 110 Nm
22180M	21mm / 80 ft. lbs. / 110 Nm
21910M	19mm (3/4") / 100 ft. lbs. / 135 Nm
21965M	19mm (3/4") / 65 ft. lbs. / 90 Nm
21980M	19mm (3/4") / 80 ft. lbs. / 110 Nm
22212M	22mm (7/8") / 120 ft. lbs. / 160 Nm
22214M	22mm (7/8") / 140 ft. lbs. / 190 Nm
22610	13/16" / 100 ft. lbs. / 135 Nm
23014	15/16" / 140 ft. lbs. / 190 Nm



## 3/4" & 1" DRIVE TRUCK TORQUE EXTENSIONS & SOCKETS

- > Provides the ability to torque inner and outer cap nuts and flange nuts on heavy duty trucks
- > Torque sockets and extensions allow user to ensure that lug nuts are tightened to the required torque specification
- > Designed to extend life of thin wall impact sockets
- > Each socket and extension is individually packaged



### INCLUDES:

#### 3/4" Drive truck torque extensions:

A	4315TE	175 Ft/Lbs Extension
B	4320TE	250 Ft/Lbs Extension
C	4325TE	350 Ft/Lbs Extension
D	4330TE	475 Ft/Lbs Extension

#### 1" Drive truck torque extensions and sockets:

E	5315TE	175 Ft/Lbs Extension
F	5320TE	250 Ft/Lbs Extension
G	5325TE	350 Ft/Lbs Extension
H	5330TE	400 Ft/Lbs Extension
I	5335TE	475 Ft/Lbs Extension
J	5340TE	550 Ft/Lbs Extension
K	5345TE	650 Ft/Lbs Extension
L	533TS	33mm x 475 Ft/Lbs Socket
M	540TS	1-1/4" Socket
N	548TS	1-1/2" Socket

## SPECIALTY SOCKETS



### 1/2" DRIVE 9 PIECE WHEEL LOCK REMOVAL IMPACT SOCKET SET

MOST DOMESTIC AND IMPORT PASSENGER VEHICLES AND LIGHT TRUCKS

- > CR-MO alloy steel for long life
- > Heavy duty blow molded storage case
- > Easily removes most lug nuts and wheel locks on most domestic and import passenger vehicles and light trucks
- > Use with hand driver or impact wrench

#### 2840

INCLUDES:

28401	Ford & Chrysler Hubcap Lock Remover
28402	Ford Wheel Lock Remover
28403	GM "M" & "F" Body Wheel Lock Remover
28404	Oversized Wheel Lock Remover
28405	McGard Wheel Lock Remover
28406	Lug Nut Extractor Punch
28407	Chrysler Hubcap Lock Remover
28408	GM Hubcap Lock Remover
28409	GM Spine Hubcap Lock Remover



### 1/2" DRIVE 3 PIECE EXTRA THIN WALL METRIC DEEP WHEEL PROTECTOR IMPACT SOCKET SET

- > Durable outer sleeve and insert protects high polished wheels and lug nuts from damage
- > CR-MO alloy steel for long life
- > Fully guaranteed
- > Packaged on convenient storage rail



#### 2842

INCLUDES:

	1/2" Drive Metric Deep
284317	Metric 17mm
284319	Metric 19mm
284321	Metric 21mm



### 1/2" DRIVE 3 PIECE EXTRA THIN WALL METRIC DEEP WHEEL PROTECTOR IMPACT SOCKET SET

- > Durable outer sleeve and insert protects high polished wheels and lug nuts from damage
- > 150mm (5.9") length of these extra long thin wall sockets enable usage of a standard impact wrench, rather than one with a 2" anvil
- > CR-MO alloy steel for long life
- > Fully guaranteed
- > Heavy duty blow molded storage case



#### 2843

INCLUDES:

	1/2" Drive Metric Deep
284317	Metric 17mm
284319	Metric 19mm
284321	Metric 21mm



### 1/2" DRIVE 9 PIECE EXTRA THIN WALL SAE & METRIC DEEP WHEEL PROTECTOR IMPACT SOCKET SET

- > Durable outer sleeve and insert protects high polished wheels and lug nuts from damage
- > CR-MO alloy steel for long life
- > Fully guaranteed
- > Heavy duty blow molded storage case



#### 2849

INCLUDES:

6 SAE Sockets:

3/4" [lt. green] (28492)	13/16" [purple] (28494)
7/8" [green] (28496)	15/16" [brown] (28498)
1" [silver] (284910)	1-1/16" [black] (284912)

3 Metric Sockets:

17mm [blue] (284917)	19mm [yellow] (284919)
21mm [red] (284921)	



### 1/2" DRIVE 7 PIECE WHEEL BEARING LOCKNUT SET

- > For use with 1/2" ratchet or breaker bar
- > Heavy duty blow molded storage case
- > Shipping weight (Lbs.) - 12.7

⚠ WARNING: Use of these sockets with an impact tool can cause serious injury.

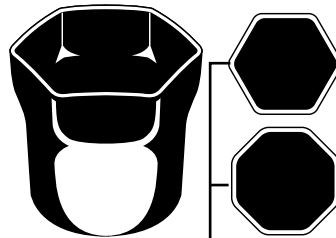
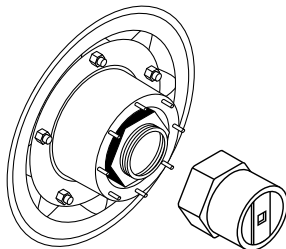
#### 2847

INCLUDES:

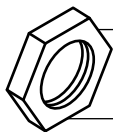
Rounded Hex:	6PT. Hex:
2-3/8" (28477)	2-3/8" (28472)
2-1/2" (28474)	2-1/2" (28473)
2-9/16" (28476)	55mm (28471)
2-3/4" (28475)	

### 1/2" DRIVE INDIVIDUAL WHEEL BEARING LOCKNUT SOCKETS

⚠ WARNING: Use of these sockets with an impact tool can cause serious injury.



6 and 8 point locknut sockets fit rounded hex nuts found on Dana axles and some Ford trucks.



Measure from flat to flat to determine the size of the locknut. Refer to the chart above to determine which socket is best for your project.

Model #	Size	Point	Model #	Size	Point
10600	2-3/32"	6	10617	4-7/8"	8
10601	2-3/8"	8	10618	2-1/4"	6
10602	2-9/16"	6	10619	2-5/8"	6
10603	2-9/16"	8	10620	2-3/4"	6
10604	3"	6	10629	2-3/4"	8
10605	3"	8	10621	3-3/8"	8
10606	3-1/4"	6	10622	3-3/4"	8
10607	3-1/4"	8	10623	3-3/4"	6
10608	3-1/2"	6	10624	3-13/16"	8
10609	3-1/2"	8	10625	2-7/8"	6
10610	3-7/8"	6	10626	2-7/8"	8
10611	3-7/8"	8	10627	3-1/8"	6
10612	4"	6	10628	3-1/8"	8
10613	4-1/8"	6	10630	4-1/2"	8
10614	4-3/8"	6	10631	5-1/4"	6
10615	4-3/8"	8	10632	4-1/8"	8
10616	4-7/8"	6	10633	4-13/16"	8



### 3/4" DRIVE 7 PIECE TRUCK PINION LOCKNUT IMPACT SOCKET SET

- > 7 extra thin wall deep impact sockets for removing or installing transmission and differential end yoke lock nuts on most trucks
- > Fully guaranteed
- > Heavy duty blow molded storage case
- > Shipping weight (Lbs.) - 27.6

#### 4667

INCLUDES:

2" (464AN)	2-1/8" (468AN)
2-1/4" (472AN)	2-3/8" (476AN)
2-1/2" (480AN)	2-5/8" (484AN)
2-3/4" (488AN)	

## SPECIALTY SOCKETS



**1/2" DRIVE  
CRANKSHAFT PULLEY SOCKET**  
HONDA, ACURA

**10006**

- > Forged from Chrome-Vanadium alloy steel for maximum strength
- > Designed for use on most Honda/Acura engines for the removal and installation of the crankshaft pulley bolt



**1/2" DRIVE  
CRANKSHAFT TURNING SOCKET**  
BIG BLOCK CHEVY V8

**10000**

- > Aluminum metal construction
- > Designed for use on big block Chevy engines, this aluminum socket rotates the crankshaft when the harmonic balancer is off

⚠ WARNING: Use of this socket with an impact tool can cause serious injury.



**1/2" DRIVE  
CRANKSHAFT TURNING SOCKET**  
SMALL BLOCK CHEVY V8, 90° V6

**10001**

- > Aluminum metal construction
- > Designed for use on small block Chevy engines, this aluminum socket rotates the crankshaft when the harmonic balancer is off. Fits 2-9/64" ball joints

⚠ WARNING: Use of this socket with an impact tool can cause serious injury.



**1/2" DRIVE  
CRANKSHAFT TURNING SOCKET**  
FORD, BUICK, OLDSMOBILE, PONTIAC

**10002**

- > Aluminum metal construction
- > Designed for use on Ford, Buick, Oldsmobile, or Pontiac with 3/16" or 1/4" keyway, this aluminum socket rotates the crankshaft when the harmonic balancer is off

⚠ WARNING: Use of this socket with an impact tool can cause serious injury.



**5.5MM DRIVE  
DISTRIBUTOR MODULE SOCKET**  
FORD

**10009**

- > Forged from Chrome-Vanadium alloy steel for maximum strength
- > Designed for use on 7/32" hex retaining bolts on Ford distributor modules

⚠ WARNING: Use of this socket with an impact tool can cause serious injury.



**3/8" DRIVE  
FUEL FILTER BANJO BOLT  
IMPACT SOCKET**  
HONDA, ACURA

**10005**

- > CR-MO alloy steel for long life
- > Designed for use on most 1986 and later fuel injected Honda and Acura vehicles, this socket is designed to easily remove and install the uniquely designed banjo bolt used to attach the fuel line to the fuel filter



**3/8" DRIVE 6 PIECE  
OIL AND FUEL FILTER SOCKET SET  
FOR USE ON MOST VEHICLES**

**3671**

- > Forged from Chrome-Vanadium alloy steel for maximum strength
- > Heavy duty blow molded storage case

⚠ WARNING: Use of these sockets with an impact tool can cause serious injury.

**3/8" DRIVE INDIVIDUAL  
OIL & FUEL FILTER SOCKETS**

⚠ WARNING: Use of these sockets with an impact tool can cause serious injury.

Model #	Type
367124	24mm Oil Filter Socket: Applicable for use on Buick with WT-V6 engines, Rendezvous Ultra, Lacrosse CSX, Cadillac WT-V6 - CTS, STS, SRX, and Saturn L3000
367129	29mm Oil Filter Socket: Applicable for use on Dodge Cummins fuel filter housing 14700
367132	32mm Oil Filter Socket: Applicable for use on GM EcoTec and Saab engines
367135	35/36mm Oil Filter Socket: Applicable for use on BMW M52, M60, M62, M70, M73, MB, OM604, OM605, and OM606 engines; also fits Audi and VW models
367127	27mm Oil Filter Socket: Applicable for use on Cadillac STS 3.2 liter V6 and Mercedes Benz 1.8 liter I4 engines
367138	38mm Oil Filter Socket: Vauxhaul Vectra 2.0 liter diesel engines



**1-3/16" X 1/2" DRIVE  
OIL PRESSURE SENDING UNIT SOCKET**  
GM

**10003**

- > CR-MO alloy steel for long life
- > For use when removing or replacing oil pressure sending units on 1987 to newer GM engines including 2.0L, 2.5L, 2.8L, and 3.0L used in Chevy, Buick, Oldsmobile, Pontiac, and Cadillac; 1-3/16" hex - turn with 1/2" square drive tools or 15/16" wrench



**1/2" DRIVE  
OXYGEN SENSOR SOCKET**  
ALL FOREIGN AND DOMESTIC VEHICLES  
WITH OXYGEN SENSORS

**10010**

- > Forged from Chrome-Vanadium alloy steel for maximum strength
- > Works on all domestic and imported vehicles with oxygen sensors; slot in socket's side allows wire clearance - 7/8" hex, 3-7/8" socket length

⚠ WARNING: Use of this socket with an impact tool can cause serious injury.



**1/2" DRIVE  
DEEP OIL SWITCH SOCKET**  
GM

**10011**

- > Remove and replace oil pressure sending units on 1987 to newer GM engines

⚠ WARNING: Use of this socket with an impact tool can cause serious injury.


**7 PIECE  
OXYGEN SENSOR  
SOCKET SET**

- > Easily removes vacuum switches, oil pressure sending units, brake light switches, and oxygen sensors on most car models
- > CR-MO alloy steel for long life
- > Heavy duty blow molded storage case
- > Shipping weight (Lbs.) - 5.5

**2850**

INCLUDES:

29mm pressure/ vacuum switch socket	28501
7/8" vacuum switch socket with 7.5mm gap	28502
27mm oil pressure sending unit socket	28503
7/8" vacuum switch socket with 20.6mm gap	28504
1-1/16" and 1" oil pressure sending unit socket	28505
7/8" short oxygen sensor socket	28506
7/8" hex, 1/2" double square driver	28507


**5/8", 3/8" DRIVE  
SPARK PLUG EXTRA LONG SOCKET**  
 MODERN FOREIGN AND DOMESTIC  
 VEHICLES WITH RECESSED SPARK PLUGS

- > CR-MO alloy steel for long life
- > Length: 4.5"
- > Designed for easy removal and installation of recessed, hard to reach spark plugs that are often deep within a tube

**10008**

⚠ WARNING: Use of this socket with an impact tool can cause serious injury.


**1/2" DRIVE 5 POINT 13/16"  
BUFFALO COVER IMPACT SOCKET**

- > CR-MO alloy steel for long life
- > Designed for use on tamper-proof buffalo covers used by water and gas utility companies
- > Shipping weight (Lbs.) - 0.3

**2265PT**

## SPECIALTY SOCKETS



### FORD DRIVELINE IMPACT SOCKET

12MM 12 PT - 1/2" DRIVE

- > Specifically designed for driveline applications on Ford Mustang, Crown Victoria, Taurus, Explorer, Expedition, Excursion, Ranger, F150, and Mercury equivalents from 1980's to present
- > Shipping weight (Lbs.) - 0.4

**212ZUMDL**



### TOYOTA TUNDRA HD DEEP THIN WALL IMPACT SOCKET

39MM 12 PT - 1/2" DRIVE

- > CR-MO alloy steel for long life
- > Designed to remove and install axle nuts for 2007 and newer Toyota 4WD vehicles
- > Shipping weight (Lbs.) - 3.19

**239MZDT**



### 1/2" DRIVE 12 POINT 9 PIECE METRIC DRIVELINE LIMITED CLEARANCE SOCKET SET

- > Great for most limited access fasteners
- > Includes driveline sockets for Chevrolet, Chrysler, Dodge, Ford, GMC, and Jeep models
- > Remove and install:
  - Driveline bolts, torque converters, cylinder heads, and 4x4 transmission casings
- > Heavy duty blow molded storage case
- > Patent Pending
- > Shipping weight (Lbs.) - 5.65

**2695**

INCLUDES:

8mm (208ZUMDL)	10mm (210ZUMDL)
11mm (211ZUMDL)	12mm (212ZUMDL)
13mm (213ZUMDL)	14mm (214ZUMDL)
15mm (215ZUMDL)	16mm (216ZUMDL)
17mm (217ZUMDL)	






**1/2" DRIVE 12 POINT 7 PIECE SAE DRIVELINE LIMITED CLEARANCE SOCKET SET**

- > Great for most limited access fasteners
- > Includes driveline sockets for Chevrolet, Chrysler, Dodge, Ford, GMC, and Jeep models
- > Remove and install:
  - Driveline bolts, torque converters, cylinder heads, and 4x4 transmission casings
- > Heavy duty blow molded storage case
- > Patent Pending
- > Shipping weight (Lbs.) - 4.66

**2696**

INCLUDES:

5/16" (210ZUDL)	3/8" (212ZUDL)
7/16" (214ZUDL)	1/2" (216ZUDL)
9/16" (218ZUDL)	11/16" (222ZUDL)
3/4 (224ZUDL)	


**HONDA HEAD BOLT SOCKET**

10MM 12 PT - 1/2" DRIVE

- > CR-MO alloy steel for long life
- > For use with 1976 to current Honda head bolts
- > Overall length of 4-1/2"
- > Shipping weight (Lbs.) - 0.5

**210MZB**

**NISSAN HEAD BOLT SOCKET**

12MM 12 PT - 1/2" DRIVE

- > CR-MO alloy steel for long life
- > For use with Nissan head bolts
- > Overall length of 4-1/2"
- > Shipping weight (Lbs.) - 0.5

**212MZB**

**TOYOTA HEAD BOLT SOCKET**

14MM 12 PT - 1/2" DRIVE

- > CR-MO alloy steel for long life
- > For use with Toyota head bolts
- > Overall length of 4-1/2"
- > Shipping weight (Lbs.) - 0.5

**214MZB**


# LIMITED CLEARANCE?

## NO PROBLEM!

### 1/2" DRIVE 12 POINT METRIC AND SAE LIMITED CLEARANCE SOCKET SETS

- > Great for most clearance fasteners
- > Engineered to sit flush to reduce wear on the fastener and socket wall
- > Includes driveline sockets for Chevrolet, Chrysler, Dodge, Ford, GM, and Jeep models
- > Remove and install: Driveline bolts, Torque converters, Cylinder heads, and 4x4 Transmission casings
- > 212ZUMDL Ford Driveline socket was a proud winner of the PTEN 2008 Innovation Award

#### 2695

##### INCLUDES:

8mm (208ZUMDL) 10mm (210ZUMDL)  
 11mm (211ZUMDL) 12mm (212ZUMDL)  
 13mm (213ZUMDL) 14mm (214ZUMDL)  
 15mm (215ZUMDL) 16mm (216ZUMDL)  
 17mm (217ZUMDL)

#### 2696

##### INCLUDES:

5/16" (210ZUDL) 3/8" (212ZUDL)  
 7/16" (214ZUDL) 1/2" (216ZUDL)  
 9/16" (218ZUDL) 11/16" (222ZUDL)  
 3/4" (224ZUDL)



mm



### FORD DRIVELINE IMPACT SOCKET

12MM 12 PT - 1/2" DRIVE

- > Specifically designed for driveline applications on Ford Mustang, Crown Victoria, Taurus, Explorer, Expedition, Excursion, Ranger, F150, and Mercury equivalents from 1980's to present
- > Fully guaranteed
- > Shipping weight (Lbs.) - 0.4

**212ZUMDL**



### Applications For Driveline Sockets


#### Metric:

- 208ZUMDL (8mm) Jeep Cherokee Drive Shafts, Ford Super Duty Truck drivelines
- 210ZUMDL (10mm) Pontiac Drive Shafts and Torque Converter removal /install
- 211ZUMDL (11mm) Chevrolet Applications
- 212ZUMDL (12mm) Ford Mustang, Taurus, Explorer, Fusion, 500, F-150, Bronco drivelines and Mercury equivalents
- 213ZUMDL (13mm) For limited clearance applications
- 214 ZUMDL (14mm) Removal of Torque converters
- 215ZUMDL (15mm) Removal of 4x4 units of transmission casings on 4WD drive vehicles
- 217ZUMDL (17mm) Ford F-350 Trucks

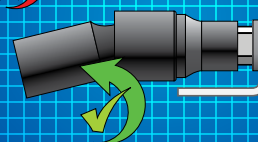
#### SAE:

- 210ZUDL (5/16") Chrysler/Dodge Exhaust manifolds
- 212ZUDL (3/8") For limited clearance applications
- 214ZUDL (7/16") For limited clearance applications
- 216ZUDL (1/2") Heavy Duty starter applications
- 218ZUDL (9/16") Pre 1980 Ford Drivelines
- 222ZUDL (11/16") For limited clearance applications
- 224ZUDL (3/4") For limited clearance applications

### Go where no other socket has gone before.



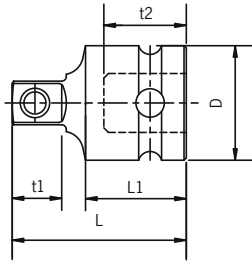
Standard sockets do not allow you to grab the bolt head straight on.



Sunex limited clearance sockets bend and give you the extra length to grab the bolt head and remove or install with ease.

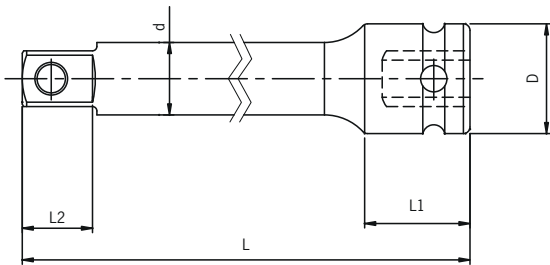
# IMPACT SOCKET SPECIFICATIONS

## IMPACT ADAPTERS



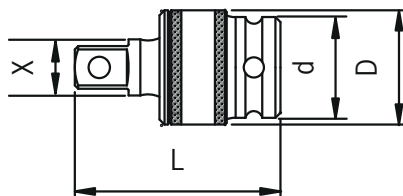
Item	Size (F)	Size (M)	D	t1	t2	L1	L
1805	3/8"(F)	1/4"(M)	22	7.5	12	15	32
1801	1/4"(F)	3/8"(M)	13	10.8	10	15	26
2301	1/2"(F)	3/8"(M)	25	10.8	18	22	38
3300	3/8"(F)	1/2"(M)	22	15.5	12	14	32
4301	3/4"(F)	1/2"(M)	44	15.5	25	33	36
2302	1/2"(F)	3/4"(M)	30	22	18	22	48
5303	1"(F)	3/4"(M)	54	22	33	42	75
4300	3/4"(F)	1"(M)	44	27	26	30	63
6332	1-1/2"(F)	1"(M)	86	27	43	56	100
5306	1"(F)	1-1/2"(M)	54	40.5	33	40	90

## IMPACT EXTENSIONS



Item	Size	d	D	L1	L2	L
1802	1/4" DR. 2"	8	13	12	7	50.8
1804	1/4" DR. 4"	8	13	12	7	101.6
1806	1/4" DR. 6"	8	13	12	7	152
3503	3/8" DR. 3"	12	19	18	10	76.2
3505	3/8" DR. 5"	12	19	18	10	127
3510	3/8" DR. 10"	12	19	18	10	254
3515	3/8" DR. 15"	12	19	18	10	381
2503	1/2" DR. 3"	16.5	25	24	15.4	76.2
2505	1/2" DR. 5"	16.5	25	24	15.4	127
2510	1/2" DR. 10"	16.5	25	24	15.4	254
2515	1/2" DR. 15"	16.5	25	24	15.4	381
2524	1/2" DR. 24"	16.5	25	24	15.4	610
2536	1/2" DR. 36"	16.5	25	24	15.4	915
4302	3/4" DR. 6"	25	44	42	22	152
4310	3/4" DR. 10"	25	44	42	22	254
4313	3/4" DR. 13"	25	44	42	22	330.2
5300	1" DR. 6"	33	54	45	27	152
5310	1" DR. 10"	33	54	45	27	254
5313	1" DR. 13"	33	54	45	27	330.2

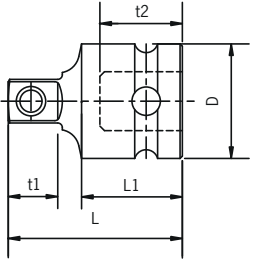
## UNIVERSAL JOINTS



Item	Size	X	d	D	L
1800	1/4" DR.	8.3	13	20	45
3301	3/8" DR.	12.6	22	27	51
2300	1/2" DR.	16.7	30	34	62
4304	3/4" DR.	25	44	50	90
5304	1" DR.	33	54	60	114

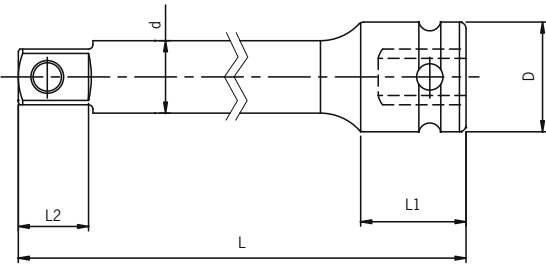
# IMPACT SOCKET SPECIFICATIONS

## IMPACT ADAPTERS



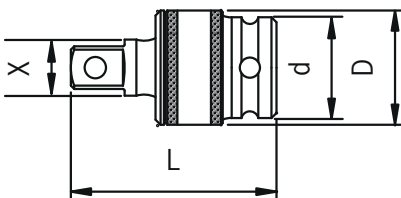
Item	Size (F)	Size (M)	D	t1	t2	L1	L
1805	3/8"(F)	1/4"(M)	22	7.5	12	15	32
1801	1/4"(F)	3/8"(M)	13	10.8	10	15	26
2301	1/2"(F)	3/8"(M)	25	10.8	18	22	38
3300	3/8"(F)	1/2"(M)	22	15.5	12	14	32
4301	3/4"(F)	1/2"(M)	44	15.5	25	33	36
2302	1/2"(F)	3/4"(M)	30	22	18	22	48
5303	1"(F)	3/4"(M)	54	22	33	42	75
4300	3/4"(F)	1"(M)	44	27	26	30	63
6332	1-1/2"(F)	1"(M)	86	27	43	56	100
5306	1"(F)	1-1/2"(M)	54	40.5	33	40	90

## IMPACT EXTENSIONS



Item	Size	d	D	L1	L2	L
1802	1/4" DR. 2"	8	13	12	7	50.8
1804	1/4" DR. 4"	8	13	12	7	101.6
1806	1/4" DR. 6"	8	13	12	7	152
3503	3/8" DR. 3"	12	19	18	10	76.2
3505	3/8" DR. 5"	12	19	18	10	127
3510	3/8" DR. 10"	12	19	18	10	254
3515	3/8" DR. 15"	12	19	18	10	381
2503	1/2" DR. 3"	16.5	25	24	15.4	76.2
2505	1/2" DR. 5"	16.5	25	24	15.4	127
2510	1/2" DR. 10"	16.5	25	24	15.4	254
2515	1/2" DR. 15"	16.5	25	24	15.4	381
2524	1/2" DR. 24"	16.5	25	24	15.4	610
2536	1/2" DR. 36"	16.5	25	24	15.4	915
4302	3/4" DR. 6"	25	44	42	22	152
4310	3/4" DR. 10"	25	44	42	22	254
4313	3/4" DR. 13"	25	44	42	22	330.2
5300	1" DR. 6"	33	54	45	27	152
5310	1" DR. 10"	33	54	45	27	254
5313	1" DR. 13"	33	54	45	27	330.2

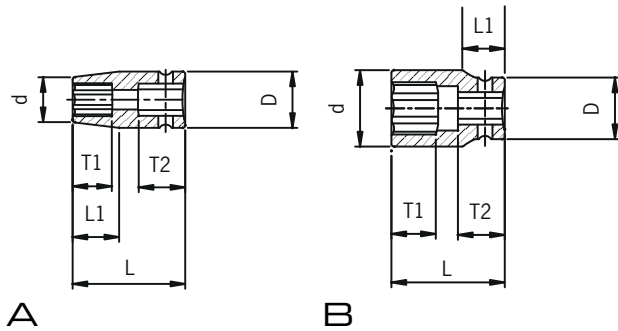
## UNIVERSAL JOINTS



Item	Size	X	d	D	L
1800	1/4" DR.	8.3	13	20	45
3301	3/8" DR.	12.6	22	27	51
2300	1/2" DR.	16.7	30	34	62
4304	3/4" DR.	25	44	50	90
5304	1" DR.	33	54	60	114

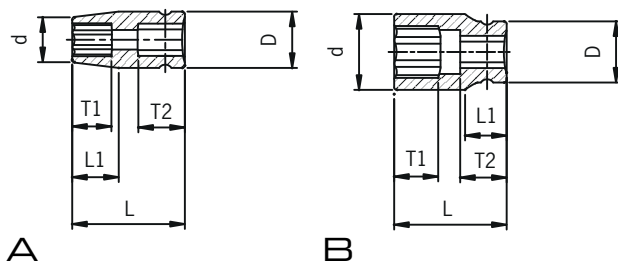
# IMPACT SOCKET SPECIFICATIONS

## 1/4" DR. STANDARD 6 POINT SAE



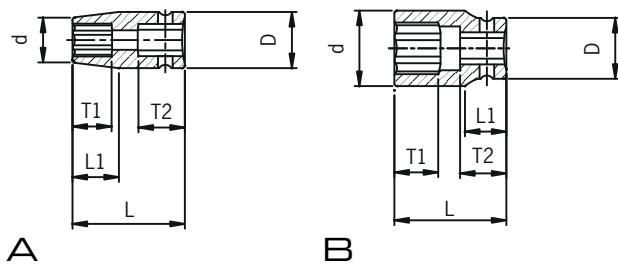
Item	Size	Shape	d	D	T1	T2	L1	L
806	3/16"	A	8.4	13	6	9.5	7	23
807	7/32"	A	9.4	13	6	9.5	7	23
808	1/4"	A	10.3	13	8	9.5	7	23
809	9/32"	A	11.3	13	8	9.5	7	23
810	5/16"	A	12.3	13	8	9.5	7	23
811	11/32"	B	13.4	13	13	9.5	8.5	23
812	3/8"	B	14.5	13	13	9.5	8.5	23
814	7/16"	B	16.3	13	13	9.5	9.5	23
816	1/2"	B	18.3	13	13	9.5	10.5	23
818	9/16"	B	19.6	13	13	9.5	10.5	23

## 1/4" DR. MAGNETIC 6 POINT SAE



Item	Size	Shape	d	D	T1	T2	L1	L
806MG	3/16"	A	8.4	13	6	9.5	7	23
807MG	7/32"	A	9.4	13	6	9.5	7	23
808MG	1/4"	A	10.3	13	8	9.5	7	23
809MG	9/32"	A	11.3	13	8	9.5	7	23
810MG	5/16"	A	12.3	13	8	9.5	7	23
811MG	11/32"	B	13.4	13	13	9.5	8.5	23
812MG	3/8"	B	14.5	13	13	9.5	8.5	23
814MG	7/16"	B	16.3	13	13	9.5	9.5	23
816MG	1/2"	B	18.3	13	13	9.5	10.5	23
818MG	9/16"	C	19.6	13	/	/	/	23

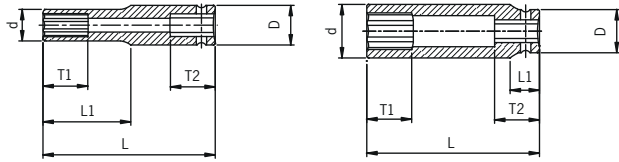
## 1/4" DR. STANDARD 6 POINT METRIC



Item	Size	Shape	d	D	T1	T2	L1	L
804M	4mm	A	7.5	13	5	9.5	7	23
8045M	4.5mm	A	8.1	13	5	9.5	7	23
805M	5mm	A	8.7	13	6	9.5	7	23
8055M	5.5mm	A	9.3	13	6	9.5	7	23
806M	6mm	A	9.9	13	8	9.5	7	23
807M	7mm	A	11.1	13	8	9.5	7	23
808M	8mm	A	12.3	13	8	9.5	7	23
809M	9mm	B	13.8	13	8	9.5	8.5	23
810M	10mm	B	15	13	9	9.5	8.5	23
811M	11mm	B	16.3	13	9	9.5	9.5	23
812M	12mm	B	17	13	9	9.5	10.5	23
813M	13mm	B	18.8	13	9	9.5	10.5	23
814M	14mm	B	20	13	9	9.5	10.5	23
815M	15mm	B	21	13	9	9.5	10.5	23

# IMPACT SOCKET SPECIFICATIONS

## 1/4" DR. DEEP 6 POINT METRIC

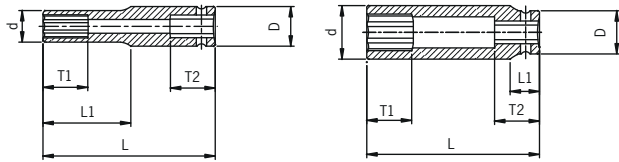


A

B

Item	Size	Shape	d	D	T1	T2	L1	L
804MD	4mm	A	7.5	13	9	13	25	50
8045MD	4.5mm	A	8.1	13	9	13	25	50
805MD	5mm	A	8.7	13	9	13	25	50
8055MD	5.5mm	A	9.3	13	9	13	23	50
806MD	6mm	A	9.9	13	11	13	23	50
807MD	7mm	A	11.1	13	11	13	23	50
808MD	8mm	A	12.3	13	13	13	23	50
809MD	9mm	A	13.8	13	13	13	8.5	50
810MD	10mm	A	15	13	13	13	8.5	50
811MD	11mm	B	16.3	13	13	13	9.5	50
812MD	12mm	B	17	13	13	13	10.5	50
813MD	13mm	B	18.8	13	13	13	10.5	50
814MD	14mm	B	20	13	13	13	10.5	50
815MD	15mm	B	21	13	13	13	10.5	50

## 1/4" DR. MAGNETIC DEEP 6 POINT METRIC

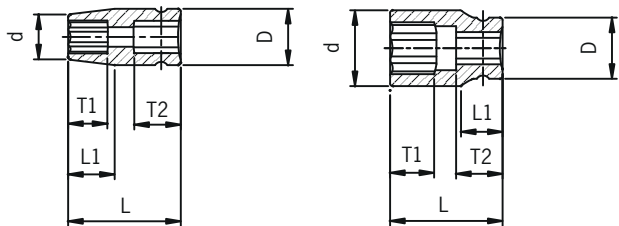


A

B

Item	Size	Shape	d	D	T1	T2	L1	L
804MDMG	4mm	A	7.5	13	9	13	25	50
8045MDMG	4.5mm	A	8.1	13	9	13	25	50
805MDMG	5mm	A	8.7	13	9	13	25	50
8055MDMG	5.5mm	A	9.3	13	9	13	23	50
806MDMG	6mm	A	9.9	13	11	13	23	50
807MDMG	7mm	A	11.1	13	11	13	23	50
808MDMG	8mm	A	12.3	13	13	13	23	50
809MDMG	9mm	A	13.8	13	13	13	8.5	50
810MDMG	10mm	A	15	13	13	13	8.5	50
811MDMG	11mm	B	16.3	13	13	13	9.5	50
812MDMG	12mm	B	17	13	13	13	10.5	50
813MDMG	13mm	B	18.8	13	13	13	10.5	50
814MDMG	14mm	B	20	13	13	13	10.5	50
815MDMG	15mm	B	21	13	13	13	10.5	50

## 1/4" DR. MAGNETIC 6 POINT METRIC



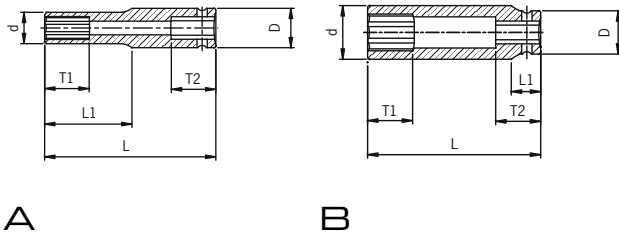
A

B

Item	Size	Shape	d	D	T1	T2	L1	L
804MMG	4mm	A	7.5	13	/	/	/	23
8045MMG	4.5mm	A	7.5	13	/	/	/	23
805MMG	5mm	A	8.7	13	6	9.5	7	23
8055MMG	5.5mm	A	9.3	13	6	9.5	7	23
806MMG	6mm	A	9.9	13	8	9.5	7	23
807MMG	7mm	A	11.1	13	8	9.5	7	23
808MMG	8mm	A	12.3	13	8	9.5	7	23
809MMG	9mm	B	13.8	13	8	9.5	8.5	23
810MMG	10mm	B	15	13	9	9.5	8.5	23
811MMG	11mm	B	16.3	13	9	9.5	9.5	23
812MMG	12mm	B	17	13	9	9.5	10.5	23
813MMG	13mm	B	18.8	13	9	9.5	10.5	23
814MMG	14mm	B	20	13	9	9.5	10.5	23
815MMG	15mm	B	21	13	10	9.5	10.5	23

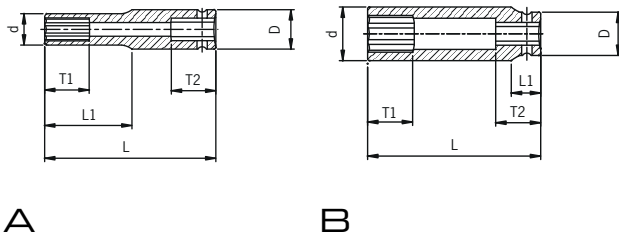
# IMPACT SOCKET SPECIFICATIONS

## 1/4" DR. DEEP 6 POINT SAE



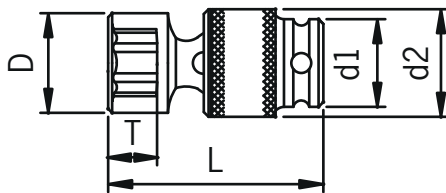
Item	Size	Shape	d	D	T1	T2	L1	L
806D	3/16"	A	8.4	13	9	13	23	50
807D	7/32"	A	9.4	13	9	13	23	50
808D	1/4"	A	10.3	13	11	13	23	50
809D	9/32"	A	11.3	13	11	13	23	50
810D	5/16"	A	12.3	13	13	13	23	50
811D	11/32"	B	13.4	13	13	13	8.5	50
812D	3/8"	B	14.5	13	13	13	8.5	50
814D	7/16"	B	16.3	13	13	13	9.5	50
816D	1/2"	B	18.3	13	13	13	10.5	50
818D	9/16"	B	19.6	13	13	13	10.5	50

## 1/4" DR. MAGNETIC DEEP 6 POINT SAE



Item	Size	Shape	d	D	T1	T2	L1	L
806DMG	3/16"	A	8.4	13	9	13	23	50
807DMG	7/32"	A	9.4	13	9	13	23	50
808DMG	1/4"	A	10.3	13	11	13	23	50
809DMG	9/32"	A	11.3	13	11	13	23	50
810DMG	5/16"	A	12.3	13	13	13	23	50
811DMG	11/32"	B	13.4	13	13	13	8.5	50
812DMG	3/8"	B	14.5	13	13	13	8.5	50
814DMG	7/16"	B	16.3	13	13	13	9.5	50
816DMG	1/2"	B	18.3	13	13	13	10.5	50
818DMG	9/16"	B	19.6	13	13	13	10.5	50

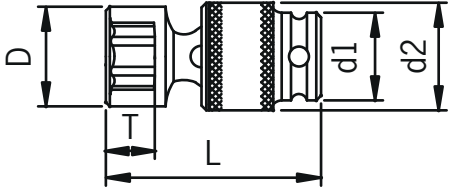
## 1/4" DR. UNIVERSAL MAGNETIC 12 POINT METRIC



Item	Size	D	T	d1	d2	L
806ZUMMG	6mm	10.0	8	13	18.0	10.0
807ZUMMG	7mm	11.5	8	13	18.0	11.5
808ZUMMG	8mm	12.5	8	13	18.0	12.5
809ZUMMG	9mm	14.0	8	13	18.0	14.0
810ZUMMG	10mm	15.0	8	13	18.0	15.0
811ZUMMG	11mm	16.5	8	13	18.0	16.5
812ZUMMG	12mm	16.8	8	13	20.0	16.8
813ZUMMG	13mm	18.8	8	13	20.0	18.8
814ZUMMG	14mm	19.8	8	13	20.0	19.8
815ZUMMG	15mm	20.8	8	13	20.8	20.8

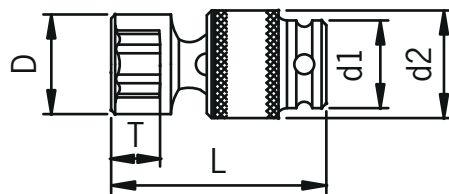
## IMPACT SOCKET SPECIFICATIONS

### 1/4" DR. UNIVERSAL 6 POINT SAE



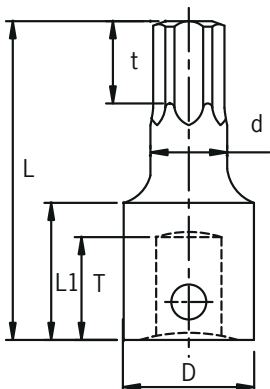
Item	Size	D	T	d1	d2	L
806U	3/16"	18	8	8.4	20	43
807U	7/32"	18	8	9.4	20	43
808U	1/4"	10.3	8	13	20	45
809U	9/32"	18	8	11.3	20	43
810U	5/16"	12.5	10	13	20	45
811U	11/32"	18	10	13.8	20	43
812U	3/8"	15	10	13	20	45
814U	7/16"	16.5	10	13	20	45
816U	1/2"	18.8	10	13	20	49
818U	9/16"	19.8	10	13	20	49

### 1/4" DR. UNIVERSAL 6 POINT METRIC



Item	Size	D	T	d1	d2	L
804UM	4mm	18.0	6	7.5	20	43
8045UM	4.5mm	18	8	8.1	20	43
805UM	5mm	8.8	8	13	20	45
8055UM	5.5mm	9.5	8	13	20	45
806UM	6mm	10	8	13	20	45
807UM	7mm	11.5	10	13	20	45
808UM	8mm	12.5	10	13	20	45
809UM	9mm	14	10	13	20	45
810UM	10mm	15	10	13	20	45
811UM	11mm	16.5	10	13	20	45
812UM	12mm	16.8	10	13	20	49
813UM	13mm	18.8	10	13	20	49
814UM	14mm	19.8	10	13	20	49
815UM	15mm	20.8	10	13	20	49

### 1/4" DR. INTERNAL STAR

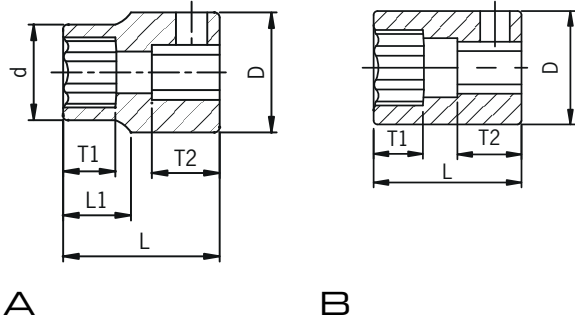


Item	Size	D	d	A	T	I	L
1820S1	T10	13	2.80	2.4	10	12	25
1820S2	T15	13	3.30	2.5	10	12	25
1820S3	T20	13	3.95	2.6	10	12	25
1820S4	T25	13	4.45	2.8	10	12	25
1820S5	T27	13	5	3.1	10	12	25
1820S6	T30	13	5.60	3.4	10	12	25



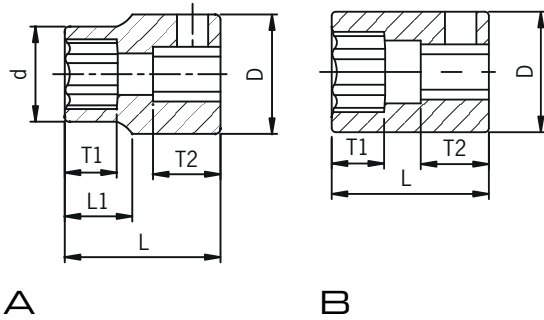
# IMPACT SOCKET SPECIFICATIONS

## 3/8" DR. STANDARD 6 POINT SAE



Item	Size	Shape	d	D	T1	T2	L1	L
310	5/16"	A	12.6	19	7	12	13	29.5
312	3/8"	A	14.6	19	8	12	13	29.5
314	7/16"	A	17.1	19	9	12	13	29.5
316	1/2"	B	/	19.7	9	12	/	29.5
318	9/16"	B	/	20.7	9	12	/	29.5
320	5/8"	B	/	23.5	11	12	/	29.5
322	11/16"	B	/	24	11	12	/	30
324	3/4"	B	/	26	13	15	/	30
326	13/16"	B	/	28	13	15	/	30
328	7/8"	B	/	30	13	15	/	30
330	15/16"	B	/	32	13	15	/	30
332	1"	B	/	34	13	15	/	30

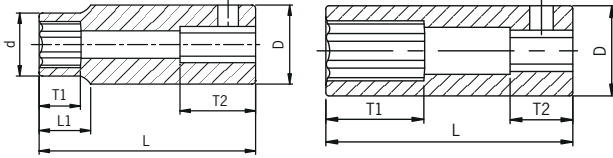
## 3/8" DR. STANDARD 6 POINT METRIC



Item	Size	Shape	d	D	T1	T2	L1	L
307M	7mm	A	11.4	19	7	12	13	29.5
308M	8mm	A	12.7	19	7	12	13	29.5
309M	9mm	A	14	19	8	12	13	29.5
310M	10mm	A	15.2	19	8	12	13	29.5
311M	11mm	A	17	19	9	12	13	29.5
312M	12mm	B	/	19	9	12	/	29.5
313M	13mm	B	/	19.7	9	12	/	29.5
314M	14mm	B	/	20.7	9	12	/	29.5
315M	15mm	B	/	22.2	11	12	/	29.5
316M	16mm	B	/	23.5	11	12	/	30
317M	17mm	B	/	24	11	12	/	30
318M	18mm	B	/	25	11	12	/	30
319M	19mm	B	/	26	13	15	/	30
320M	20mm	B	/	28	13	15	/	30
321M	21mm	B	/	28	13	15	/	30
322M	22mm	B	/	32	13	15	/	30

# IMPACT SOCKET SPECIFICATIONS

## 3/8" DR. DEEP 6 POINT SAE

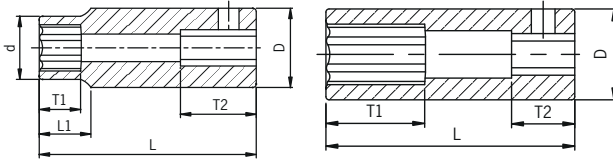


A

B

Item	Size	Shape	d	D	T1	T2	L1	L
310D	5/16"	A	12.6	19	12	14	13	64
312D	3/8"	A	14.6	19	18	14	13	65
314D	7/16"	A	17.1	19	18	14	13	65
316D	1/2"	B	/	19.7	22	14	/	65
318D	9/16"	B	/	20.7	24	14	/	65
320D	5/8"	B	/	23.5	25	14	/	65
322D	11/16"	B	/	24	25	14	/	65
324D	3/4"	B	/	26	25	14	/	65
326D	13/16"	B	/	28	25	14	/	65
328D	7/8"	B	/	30	25	14	/	65
330D	15/16"	B	/	32	25	14	/	65
332D	1"	B	/	34	25	14	/	65

## 3/8" DR. DEEP 6 POINT METRIC

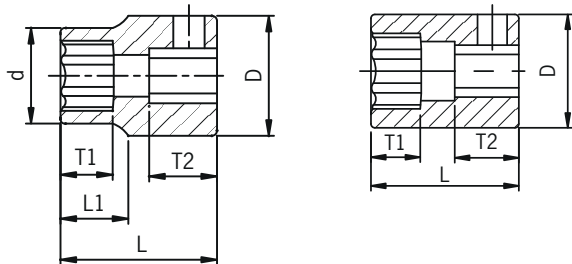


A

B

Item	Size	Shape	d	D	T1	T2	L1	L
307MD	7mm	A	11.4	19	12	14	13	63
308MD	8mm	A	12.7	19	12	14	13	64
309MD	9mm	A	14	19	12	14	13	65
310MD	10mm	A	15.2	19	18	14	13	65
311MD	11mm	A	17	19	18	14	13	65
312MD	12mm	B	/	19	20	14	/	65
313MD	13mm	B	/	19.7	22	14	/	65
314MD	14mm	B	/	20.7	24	14	/	65
315MD	15mm	B	/	22.2	25	14	/	65
316MD	16mm	B	/	24	25	14	/	65
317MD	17mm	B	/	24	25	14	/	65
318MD	18mm	B	/	25	25	14	/	65
319MD	19mm	B	/	26	25	14	/	65
320MD	20mm	B	28	28	25	14	/	63
321MD	21mm	B	/	28	25	14	/	65
322MD	22mm	B	/	30	25	14	/	65

## 3/8" DR. STANDARD 12 POINT SAE



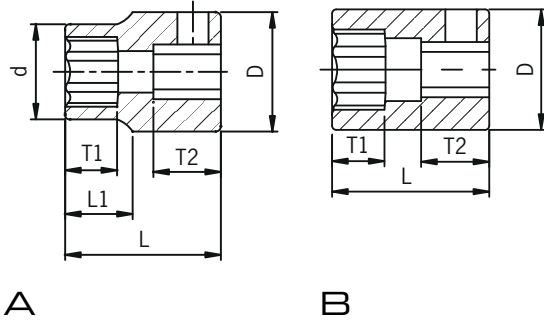
A

B

Item	Size	Shape	d	D	T1	T2	L1	L
310Z	5/16"	A	12.6	19	7	12	13	29.5
312Z	3/8"	A	14.6	19	8	12	13	29.5
314Z	7/16"	A	17.1	19	9	12	13	29.5
316Z	1/2"	B	/	19.7	9	12	/	29.5
318Z	9/16"	B	/	20.7	9	12	/	29.5
320Z	5/8"	B	/	23.5	11	12	/	29.5
322Z	11/16"	B	/	24	11	12	/	30
324Z	3/4"	B	/	26	13	15	/	30
326Z	13/16"	B	/	28	13	15	/	30
328Z	7/8"	B	/	30	13	15	/	30
330Z	15/16"	B	/	32	13	15	/	30
332Z	1"	B	/	34	13	15	/	30

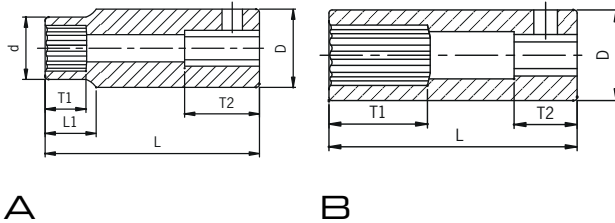
# IMPACT SOCKET SPECIFICATIONS

## 3/8" DR. STANDARD 12 POINT METRIC



Item	Size	Shape	d	D	T1	T2	L1	L
307MZ	7mm	A	11.4	19	7	12	13	29.5
308MZ	8mm	A	12.7	19	7	12	13	29.5
309MZ	9mm	A	14	19	8	12	13	29.5
310MZ	10mm	A	15.2	19	8	12	13	29.5
311MZ	11mm	A	17	19	9	12	13	29.5
312MZ	12mm	B	/	19	9	12	/	29.5
313MZ	13mm	B	/	19.7	9	12	/	29.5
314MZ	14mm	B	/	20.7	9	12	/	29.5
315MZ	15mm	B	/	22.2	11	12	/	29.5
316MZ	16mm	B	/	23.5	11	12	/	30
317MZ	17mm	B	/	24	11	12	/	30
318MZ	18mm	B	/	25	11	12	/	30
319MZ	19mm	B	/	26	13	15	/	30
320ZM	20mm	B	/	28	13	15	/	30
321ZM	21mm	B	/	28	13	15	/	30
322ZM	22mm	B	/	32	13	15	/	30

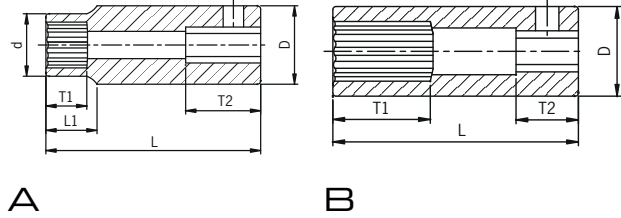
## 3/8" DR. DEEP 12 POINT SAE



Item	Size	Shape	d	D	T1	T2	L1	L
36801	5/16"	A	12.6	19	12	14	13	63
36802	3/8"	A	14.6	19	18	14	13	63
36803	7/16"	A	17.1	19	18	14	13	63
36804	1/2"	B	/	20	22	14	/	63
36805	9/16"	B	/	21	24	14	/	63
36806	5/8"	B	/	23.5	25	14	/	63
36807	11/16"	B	/	25	25	14	/	63
36808	3/4"	B	/	27	25	14	/	63
36809	13/16"	B	/	30	25	14	/	63
368010	7/8"	B	/	32	25	14	/	63
368011	15/16"	B	/	34	25	14	/	63
368012	1"	B	/	36	25	14	/	63

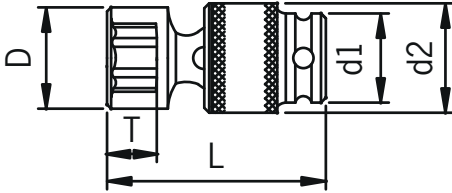
# IMPACT SOCKET SPECIFICATIONS

## 3/8" DR. DEEP 12 POINT METRIC



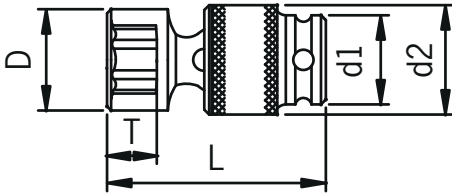
Item	Size	Shape	d	D	T1	T2	L1	L
368207	7mm	A	11.6	19	12	14	13	63
368208	8mm	A	12.7	19	12	14	13	63
368209	9mm	A	14	19	12	14	13	63
368210	10mm	A	15.2	19	18	14	13	63
368211	11mm	A	17	19	18	14	13	63
368212	12mm	A	18	19	20	14	13	63
368213	13mm	B	/	20	22	14	/	63
368214	14mm	B	/	21	24	14	/	63
368215	15mm	B	/	22.2	25	14	/	63
368216	16mm	B	/	23.5	25	14	/	63
368217	17mm	B	/	25	25	14	/	63
368218	18mm	B	/	26	25	14	/	63
368219	19mm	B	/	27	25	14	/	63

## 3/8" DR. UNIVERSAL 6 POINT SAE



Item	Size	D	T	d1	d2	L
310U	5/16"	14	9	22	27	54.5
312U	3/8"	15	9	22	27	54.5
314U	7/16"	17	9	22	27	54.5
316U	1/2"	19	12	22	27	54.5
318U	9/16"	21	13	22	27	54.5
320U	5/8"	23	13	22	27	54.5
322U	11/16"	25	13	22	27	54.5
324U	3/4"	27	13	22	27	54.5
326U	13/16"	30	13	22	27	54.5
328U	7/8"	27	13	32	27	54.5

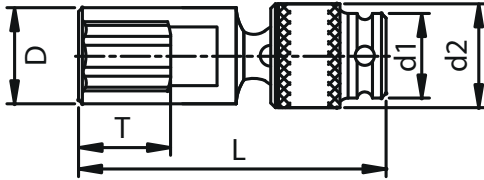
## 3/8" DR. UNIVERSAL 6 POINT METRIC



Item	Size	D	T	d1	d2	L
310UM	10mm	15	9	22	27	54.5
311UM	11mm	17	9	22	27	54.5
312UM	12mm	19	12	22	27	54.5
313UM	13mm	19	13	22	27	54.5
314UM	14mm	21	13	22	27	54.5
315UM	15mm	22	13	22	27	54.5
316UM	16mm	23	13	22	27	54.5
317UM	17mm	25	13	22	27	54.5
318UM	18mm	25	13	22	27	54.5
319UM	19mm	27	13	22	27	54.5
3206M	20mm	27	13	28	27	54.5
321UM	21mm	27	13	30	27	54.5
322UM	22mm	32	13	30	27	54.5

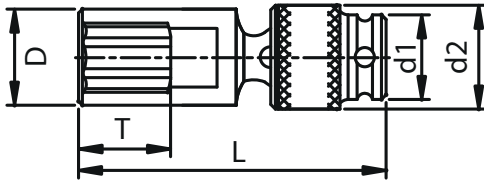
## IMPACT SOCKET SPECIFICATIONS

### 3/8" DR. DEEP UNIVERSAL 6 POINT SAE



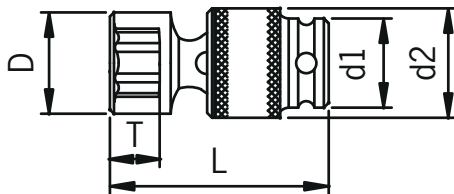
Item	Size	D	T	d1	d2	L
310UD	5/16"	14	12	22	27	80
312UD	3/8"	15	20	22	27	80
314UD	7/16"	17	20	22	27	80
316UD	1/2"	19	20	22	27	80
318UD	9/16"	21	20	22	27	80
320UD	5/8"	23	20	22	27	80
322UD	11/16"	25	20	22	27	80
324UD	3/4"	27	25	22	27	80
326UD	13/16"	30	25	22	27	80
328UD	7/8"	27	25	32	27	80

### 3/8" DR. DEEP UNIVERSAL 6 POINT METRIC



Item	Size	D	T	d1	d2	L
310UMD	10mm	15	20	22	27	80
311UMD	11mm	17	20	22	27	80
312UMD	12mm	19	20	22	27	80
313UMD	13mm	19	20	22	27	80
314UMD	14mm	21	20	22	27	80
315UMD	15mm	22	20	22	27	80
316UMD	16mm	23	20	22	27	80
317UMD	17mm	25	20	22	27	80
318UMD	18mm	25	20	22	27	80
319UMD	19mm	27	25	22	27	80
320UMD	20mm	27	25	28	27	80
321UMD	21mm	27	25	30	27	80
322UMD	22mm	27	25	32	27	80

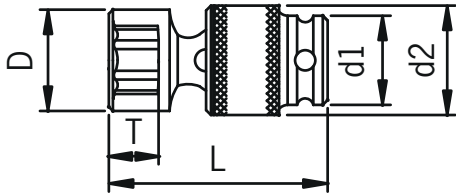
### 3/8" DR. UNIVERSAL 12 POINT SAE



Item	Size	D	T	d1	d2	L
310UZ	5/16"	14	12	22	27	80
312UZ	3/8"	15	20	22	27	80
314UZ	7/16"	17	20	22	27	80
316UZ	1/2"	19	20	22	27	80
318UZ	9/16"	21	20	22	27	80
320UZ	5/8"	23	20	22	27	80
322UZ	11/16"	25	20	22	27	80
324UZ	3/4"	27	25	22	27	80
326UZ	13/16"	30	25	22	27	80
328UZ	7/8"	27	25	32	27	80
330UZ	15/16"	27	25	34	27	80
332UZ	1"	27	25	36	27	80

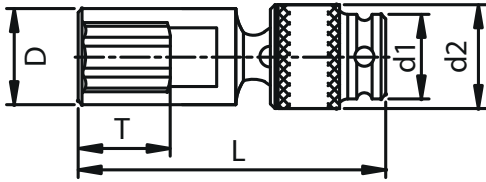
# IMPACT SOCKET SPECIFICATIONS

## 3/8" DR. UNIVERSAL 12 POINT METRIC



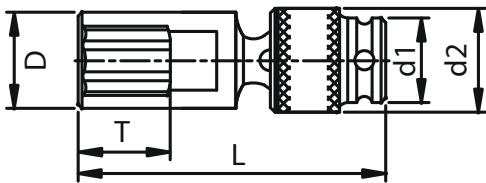
Item	Size	D	T	d1	d2	L
307ZUM	7mm	12	9	22	27	55
308ZUM	8mm	13	9	22	27	55
309ZUM	9mm	14	12	22	27	55
310ZUM	10mm	15	13	22	27	55
311ZUM	11mm	17	13	22	27	55
312ZUM	12mm	19	13	22	27	55
313ZUM	13mm	19	13	22	27	55
314ZUM	14mm	21	13	22	27	55
315ZUM	15mm	22	13	22	27	55
316ZUM	16mm	23	13	22	27	55
317ZUM	17mm	25	13	28	27	55
318ZUM	18mm	25	13	30	27	55
319ZUM	19mm	27	13	30	27	55

## 3/8" DR. DEEP UNIVERSAL 12 POINT SAE



Item	Size	D	T	d1	d2	L
310ZUD	5/16"	14	12	22	27	80
312ZUD	3/8"	15	20	22	27	80
314ZUD	7/16"	17	20	22	27	80
316ZUD	1/2"	19	20	22	27	80
318ZUD	9/16"	21	20	22	27	80
320ZUD	5/8"	23	20	22	27	80
322ZUD	11/16"	25	20	22	27	80
324ZUD	3/4"	27	25	22	27	80
326ZUD	13/16"	30	25	22	27	80
328ZUD	7/8"	27	25	32	27	80
330ZUD	15/16"	27	25	34	27	80
332ZUD	1"	27	25	36	27	80

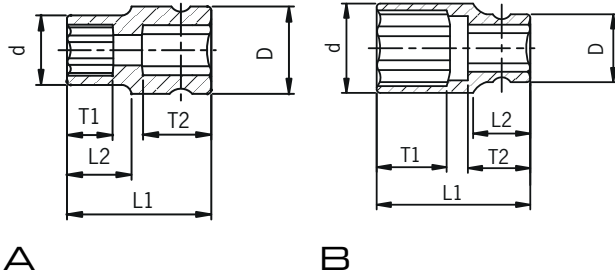
## 3/8" DR. DEEP UNIVERSAL 12 POINT METRIC



Item	Size	D	T	d1	d2	L
307MZUD	7mm	12	20	12	27	80
308MZUD	8mm	13	20	13	27	80
309MZUD	9mm	14	20	14	27	80
310MZUD	10mm	15	20	22	27	80
311MZUD	11mm	17	20	22	27	80
312MZUD	12mm	19	20	22	27	80
313MZUD	13mm	19	20	22	27	80
314MZUD	14mm	21	20	22	27	80
315MZUD	15mm	22	20	22	27	80
316MZUD	16mm	23	20	22	27	80
317MZUD	17mm	25	20	22	27	80
318MZUD	18mm	25	20	22	27	80
319MZUD	19mm	27	25	22	27	80

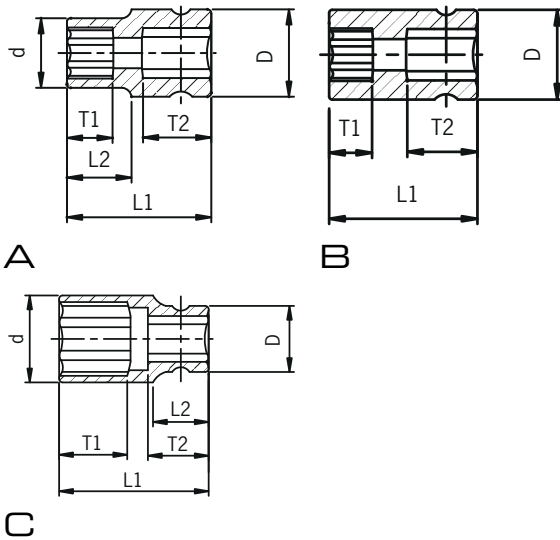
# IMPACT SOCKET SPECIFICATIONS

## 3/8" DR. MAGNETIC 6 POINT SAE



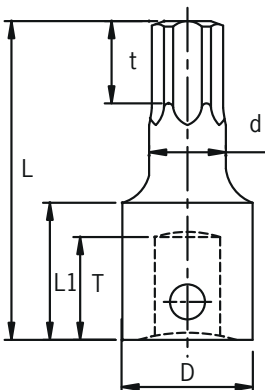
Item	Size	Shape	d	D	T1	T2	L2	L1
308MG	1/4"	A	10.6	19	7	12	12	29.5
310MG	5/16"	A	12.6	19	7	12	12	29.5
312MG	3/8"	A	14.6	19	8	12	12	29.5
314MG	7/16"	A	17.1	19	9	12	12	29.5
316MG	1/2"	B	/	19.7	9	12	/	29.5
318MG	9/16"	B	/	20.7	9	12	/	29.5
320MG	5/8"	B	/	23.5	11	12	/	29.5
322MG	11/16"	B	/	24	11	12	/	30
324MG	3/4"	B	/	26	13	15	/	30

## 3/8" DR. MAGNETIC 6 POINT METRIC



Item	Size	Shape	d	D	T1	T2	L2	L1
307MMG	7mm	A	11.4	19	7	12	12	29.5
308MMG	8mm	A	12.7	19	7	12	12	29.5
309MMG	9mm	A	14	19	8	12	12	29.5
310MMG	10mm	A	15.2	19	8	12	12	29.5
311MMG	11mm	A	17	19	9	12	12	29.5
312MMG	12mm	A	18	19	9	12	12	29.5
313MMG	13mm	A	19.3	22	9	12	12	29.5
314MMG	14mm	A	20.3	22	9	12	12	29.5
315MMG	15mm	B	/	22.2	11	12	/	29.5
316MMG	16mm	C	/	23.5	11	12	/	30
317MMG	17mm	C	/	24	11	12	/	30
318MMG	18mm	C	/	25	11	12	/	30
319MMG	19mm	C	/	26	13	15	/	30

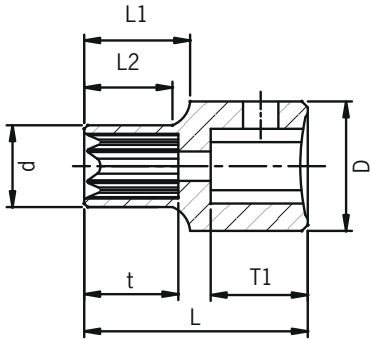
## 3/8" DR. INTERNAL STAR



Item	Size	D	d	t	T	L1	L
3670S1	T20	19	3.95	2.60	15	20	45
3670S2	T25	19	4.45	2.80	15	20	45
3670S3	T27	19	5	3.10	15	20	45
3670S4	T30	19	5.60	3.40	15	20	45
3670S5	T40	19	6.70	3.70	15	20	45
3670S6	T45	19	7.90	4	15	20	45
3670S7	T47	19	8.30	4.50	15	20	45
3670S8	T50	19	8.90	4.80	15	20	45
3670S9	T55	19	11.20	5.40	15	20	45

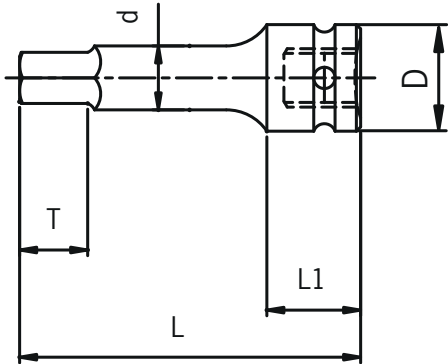
# IMPACT SOCKET SPECIFICATIONS

## 3/8" DR. EXTERNAL STAR



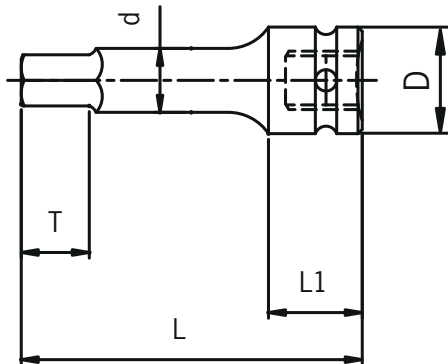
Item	Size	D	d	T1	t	L1	L2	L
3045E	E4	17	7.3	12	7.5	15	13	28
3670SE1	E5	17	8.3	12	7.5	15	13	28
3670SE2	E6	17	9.3	12	9.5	15	13	28
3670SE3	E7	17	9.8	12	9.5	15	13	28
3670SE4	E8	17	11.2	12	10.5	15	13	28
3670SE5	E10	17	13.2	12	10.5	15	13	28
3670SE6	E11	17	13.8	12	11.5	15	13	28
3670SE7	E12	17	14.8	12	11.5	15	13	28
3670SE8	E14	18	16.8	12	11.5	15	13	28
3670SE9	E16	20	18.8	12	11.5	15	13	28

## 3/8" DR. HEX SAE



Item	Size	d	D	T	L1	L
36471	3/16"	6.7	19	13	18.5	60
36472	7/32"	7.6	19	13	18.5	60
36473	1/4"	8.5	19	13	18.5	60
36474	5/16"	10.5	19	13	18.5	60
36475	3/8"	12.2	19	13	18.5	60
36476	7/16"	13.9	19	13	18.5	60
36477	1/2"	15.8	19	13	18.5	60
36478	9/16"	17.6	19	13	18.5	60
36479	5/8"	18	19	13	18.5	60

## 3/8" DR. HEX METRIC

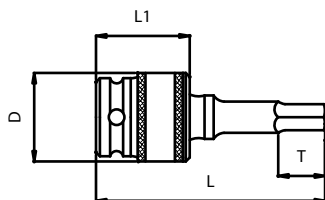


Item	Size	d	D	T	L1	L
36481	4mm	6	19	13	18.5	60
36482	5mm	7	19	13	18.5	60
36483	6mm	8	19	13	18.5	60
36484	7mm	9	19	13	18.5	60
36485	8mm	10.5	19	13	18.5	60
36486	9mm	11.5	19	13	18.5	60
36487	10mm	12.5	19	13	18.5	60
36488	12mm	15	19	13	18.5	60
36489	14mm	17.5	19	13	18.5	60
364810	16mm	18.1	19	13	18.5	60
364811	17mm	19	19	13	18.5	60



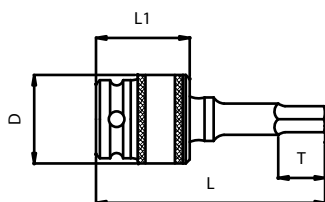
## IMPACT SOCKET SPECIFICATIONS

### 3/8" DR. UNIVERSAL HEX SAE



Item	Size	D	T	L1	L
365802	3/16"	27	11	30	61
365804	7/32"	27	11	30	61
365806	1/4"	27	11	30	61
365808	5/16"	27	15	30	61
365810	3/8"	27	15	30	61
365812	7/16"	27	15	30	61
365814	1/2"	27	15	30	61

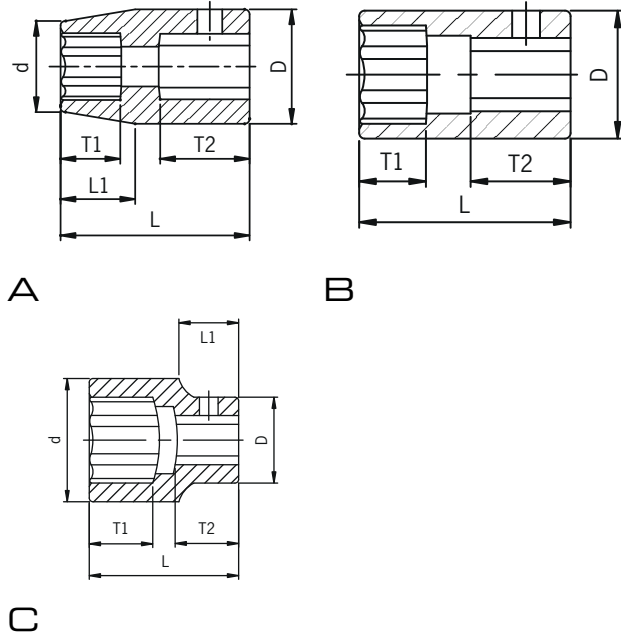
### 3/8" DR. UNIVERSAL HEX METRIC



Item	Size	D	T	L1	L
365904	4mm	27	10	30	61
365905	5mm	27	11	30	61
365906	6mm	27	11	30	61
365907	7mm	27	15	30	61
365908	8mm	27	15	30	61
365910	10mm	27	15	30	61
365912	12mm	27	15	30	61

# IMPACT SOCKET SPECIFICATIONS

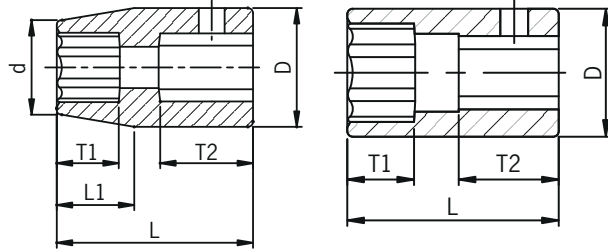
## 1/2" DR. STANDARD 6 POINT SAE



Item	Size	Shape	d	D	T1	T2	L1	L
210	5/16"	A	14.5	22	7	17	10	38
212	3/8"	A	16	22	7	17	10	38
214	7/16"	A	18	22	8	17	10	38
216	1/2"	A	20	22	10	17	10	38
218	9/16"	A	22	24	10	17	10	38
220	5/8"	B	/	25	11	17	/	38
222	11/16"	B	/	26	12	17	/	38
224	3/4"	B	/	28	12	17	/	38
226	13/16"	B	/	30	13	17	/	38
228	7/8"	B	/	32	13	17	/	38
230	15/16"	B	/	34	15	17	/	38
232	1"	B	/	36	15	17	/	38
234	1-1/16"	B	/	38	17	17	/	40
236	1-1/8"	C	40	38	17	17	15	40
238	1-3/16"	C	42	38	17	17	15	40
240	1-1/4"	C	44	38	17	17	15	40
242	1-5/16"	C	45	38	20	17	15	43
244	1-3/8"	C	47	38	20	17	15	43
246	1-7/16"	C	48.5	38	20	17	15	43
248	1-1/2"	C	50.5	39	20	17	15	43
250	1-9/16"	C	54	43	20	17	15	44
252	1-5/8"	C	56	46	20	17	15	44
254	1-11/16"	C	61	60	20	17	15	44
256	1-3/4"	C	63	60	20	17	15	44
258	1-13/16"	C	65	70	25	17	15	44
260	1-7/8"	C	66	70	25	17	15	44
262	1-15/16"	C	68	70	25	17	15	44
264	2"	C	69	70	25	17	15	52
266	2-1/16"	C	72	70	25	17	15	52
268	2-1/8"	C	75	70	25	17	15	52
270	2-3/16"	C	75	70	25	17	15	52
272	2-1/4"	C	78	70	25	17	15	52

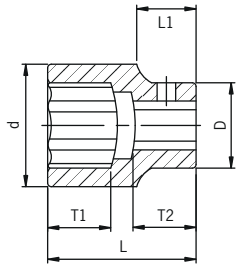
# IMPACT SOCKET SPECIFICATIONS

## 1/2" DR. STANDARD 6 POINT METRIC



A

B

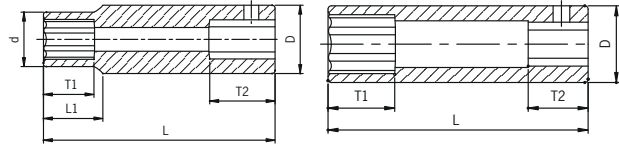


C

Item	Size	Shape	d	D	T1	T2	L1	L
208M	8mm	A	14.1	22	7	17	10	38
209M	9mm	A	15.6	22	7	17	10	38
210M	10mm	A	16.7	22	7	17	10	38
211M	11mm	A	18	22	8	17	10	38
212M	12mm	A	19	22	9	17	10	38
213M	13mm	A	20.2	24	10	17	10	38
214M	14mm	A	21.5	24	10	17	10	38
215M	15mm	A	23	25	11	17	10	38
216M	16mm	B	/	25	11	17	/	38
217M	17mm	B	/	26	12	17	/	38
218M	18mm	B	/	26.5	12	17	/	38
219M	19mm	B	/	28	12	17	/	38
220M	20mm	B	/	30	12	17	/	38
221M	21mm	B	/	30	13	17	/	38
222M	22mm	B	/	32	13	17	/	38
223M	23mm	B	/	32	13	17	/	38
224M	24mm	B	/	34	15	17	/	38
225M	25mm	B	/	36	15	17	/	36
226M	26mm	B	/	36	15	17	/	38
227M	27mm	B	/	38	17	17	/	40
228M	28mm	B	40	38	17	17	15	40
230M	30mm	C	42	38	17	17	15	40
231M	31mm	C	44	38	19	17	15	40
232M	32mm	C	44	38	24	17	15	40
233M	33mm	C	44	38	24	17	15	50
234M	34mm	C	46	38	31	17	15	50
236M	36mm	C	48	38	31	17	15	50

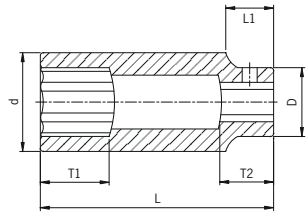
# IMPACT SOCKET SPECIFICATIONS

## 1/2" DR. DEEP 6 POINT SAE



A

B

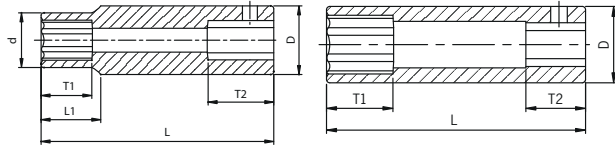


C

Item	Size	Shape	d	D	T1	T2	L1	L
210D	5/16"	A	14.5	22	14	18	17	78
212D	3/8"	A	16	22	14	18	17	78
214D	7/16"	A	18	22	14	18	17	78
216D	1/2"	A	20	22	14	18	17	78
218D	9/16"	A	22	24	17	18	17	78
220D	5/8"	B	/	25	17	18	/	78
222D	11/16"	B	/	26	17	18	/	78
224D	3/4"	B	/	28	17	18	/	78
226D	13/16"	B	/	30	24	18	/	78
228D	7/8"	B	/	32	24	18	/	78
230D	15/16"	B	/	34	24	18	/	78
232D	1"	B	/	36	24	18	/	78
234D	1-1/16"	B	/	38	24	18	/	78
236D	1-1/8"	C	40	38	24	18	15	78
238D	1-3/16"	C	42	38	24	18	15	78
240D	1-1/4"	C	44	38	24	18	15	78
242D	1-5/16"	C	45	38	34	24	18	78
244D	1-3/8"	C	47	38	34	24	18	78
246D	1-7/16"	C	48.5	38	34	24	18	78
248D	1-1/2"	C	50.5	39	34	24	18	78
250D	1-9/16"	C	54	44	39	29	23	78
252D	1-5/8"	C	56	44	39	29	23	78
254D	1-11/16"	C	61	44	39	29	23	93
256D	1-3/4"	C	63	44	39	29	23	93
258D	1-13/16"	C	65	44	39	29	23	93
260D	1-7/8"	C	66	44	39	29	23	93
262D	1-15/16"	C	68	44	39	29	23	93
264D	2"	C	69	52	48	38	32	93
266D	2-1/16"	C	72	52	48	38	32	93
268D	2-1/8"	C	75	52	48	38	32	93
270D	2-3/16"	C	75	52	48	38	32	93
272D	2-1/4"	C	78	52	48	38	32	93

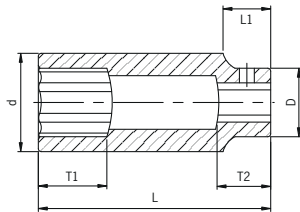
# IMPACT SOCKET SPECIFICATIONS

## 1/2" DR. DEEP 6 POINT METRIC



A

B

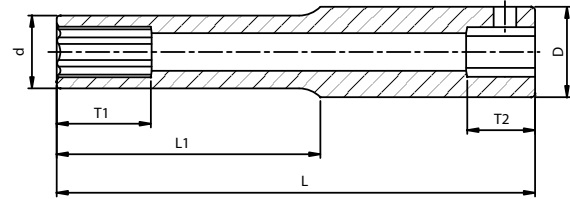


C

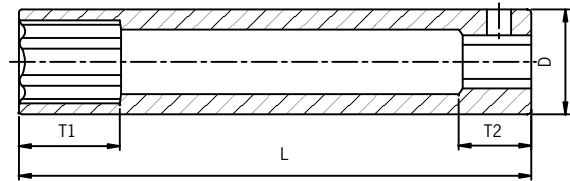
Item	Size	Shape	d	D	T1	T2	L1	L
208MD	8mm	A	14.5	22	14	18	17	78
209MD	9mm	A	15.6	22	14	18	17	78
210MD	10mm	A	16.7	22	14	18	17	78
211MD	11mm	A	18	22	14	18	17	78
212MD	12mm	A	19	22	14	18	17	78
213MD	13mm	A	20.2	24	14	18	17	78
214MD	14mm	A	21.5	24	17	18	17	78
215MD	15mm	B	/	24	17	18	/	78
216MD	16mm	B	/	25	17	18	/	78
217MD	17mm	B	/	26	17	18	/	78
218MD	18mm	B	/	26	17	18	/	78
219MD	19mm	B	/	28	17	18	/	78
220MD	20mm	B	/	30	19	18	/	78
221MD	21mm	B	/	30	24	18	/	78
222MD	22mm	B	/	32	24	18	/	78
223MD	23mm	B	/	32	24	18	/	78
224MD	24mm	B	/	34	24	18	/	78
225MD	25mm	B	/	36	36	18	/	78
226MD	26mm	B	/	36	24	18	/	78
227MD	27mm	B	/	38	24	18	/	78
228MD	28mm	B	/	38	24	18	/	78
230MD	30mm	C	42	38	24	18	15	78
231MD	31mm	C	44	38	24	18	15	78
232MD	32mm	C	44	38	24	18	15	78
233MD	33mm	C	44	38	24	18	15	78
234MD	34mm	C	45	38	34	18	15	78
236MD	36mm	C	50	38	34	18	15	78

# IMPACT SOCKET SPECIFICATIONS

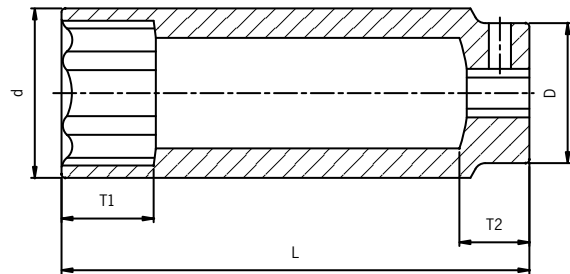
## 1/2" DR. EXTRA DEEP 6 POINT SAE



A



B

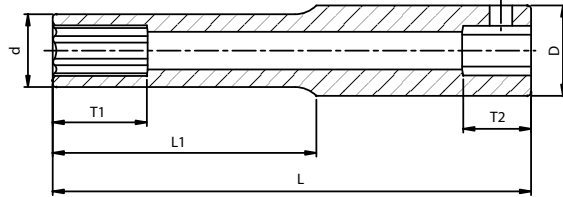


C

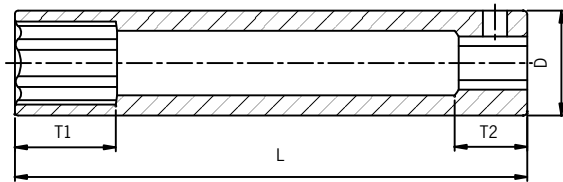
Item	Size	Shape	d	D	T1	T2	L1	L
210XD	5/16"	A	15	24	25	22	70	127
212XD	3/8"	A	16	24	25	22	70	127
214XD	7/16"	A	18	24	25	22	70	127
216XD	1/2"	A	20	24	25	22	70	127
218XD	9/16"	A	22	24	25	22	70	127
220XD	5/8"	B	/	24	25	20	/	127
222XD	11/16"	B	/	26	25	20	/	127
224XD	3/4"	B	/	28	25	20	/	127
226XD	13/16"	B	/	29.5	25	20	/	127
228XD	7/8"	B	/	32	25	20	/	127
230XD	15/16"	B	/	33.7	25	20	/	127
232XD	1"	B	/	36	25	20	/	127
234XD	1-1/16"	B	/	38	25	20	/	127
236XD	1-1/8"	C	40	38	25	20	/	127
238XD	1-3/16"	C	42	38	25	20	/	127
240XD	1-1/4"	C	44	38	25	20	/	127
242XD	1-5/16"	C	46	38	25	20	/	127
244XD	1-3/8"	C	48	38	25	20	/	127
246XD	1-7/16"	C	51	38	25	20	/	127
248XD	1-1/2"	C	53	38	25	20	/	127

# IMPACT SOCKET SPECIFICATIONS

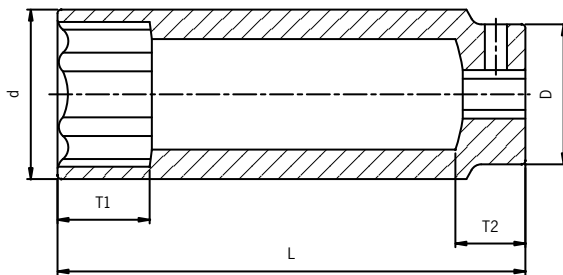
## 1/2" DR. EXTRA DEEP 6 POINT METRIC



A



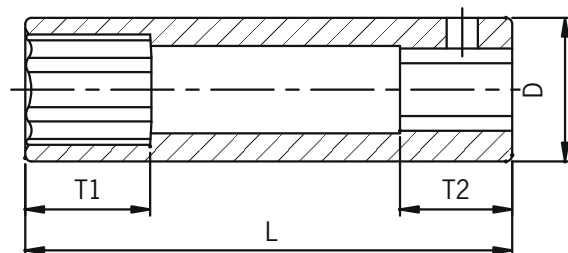
B



C

Item	Size	Shape	d	D	T1	T2	L1	L
208MXD	8mm	A	14.5	24	25	22	70	127
209MXD	9mm	A	15.6	24	25	22	70	127
210MXD	10mm	A	16.7	24	25	22	70	127
211MXD	11mm	A	18.0	24	25	22	70	127
212MXD	12mm	A	19.0	24	25	22	70	127
213MXD	13mm	A	20.2	24	25	22	70	127
214MXD	14mm	A	21.5	24	25	22	70	127
215MXD	15mm	B	/	24.0	25	20	/	127
216MXD	16mm	B	/	25.0	25	20	/	127
217MXD	17mm	B	/	26.0	25	20	/	127
218MXD	18mm	B	/	26.0	25	20	/	127
219MXD	19mm	B	/	28.0	25	20	/	127
220MXD	20mm	B	/	30.0	25	20	/	127
221MXD	21mm	B	/	30.0	25	20	/	127
222MXD	22mm	B	/	32.0	25	20	/	127
223MXD	23mm	B	/	32.0	25	20	/	127
224MXD	24mm	B	/	34.0	25	20	/	127
225MXD	25mm	B	/	36.0	25	20	/	127
226MXD	26mm	B	/	36.0	25	20	/	127
227MXD	27mm	B	/	38.0	25	20	/	127
228MXD	28mm	C	40.0	38.0	25	20	/	127
229MXD	29mm	C	40.0	38.0	25	20	/	127
230MXD	30mm	C	42.0	38.0	25	20	/	127
231MXD	31mm	C	44.0	38.0	25	20	/	127
232MXD	32mm	C	44.0	38.0	25	20	/	127
233MXD	33mm	C	47.0	38.0	25	20	/	127
234MXD	34mm	C	49.0	38.0	25	20	/	127
235MXD	35mm	C	50.0	38.0	25	20	/	127
236MXD	36mm	C	51.0	38.0	25	20	/	127
237MXD	37mm	C	52.0	38.0	25	20	/	127
238MXD	38mm	C	53.0	38	25	20	/	127

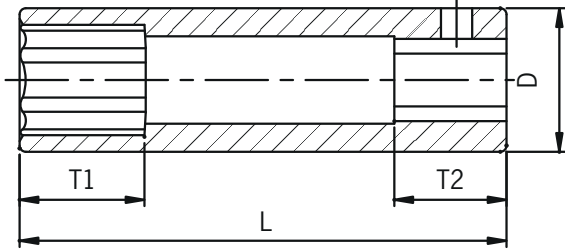
## 1/2" DR. EXTRA THIN-WALL DEEP 6 POINT SAE



Item	Size	D	T1	T2	L
2624	3/4"	26	19	18	78
2626	13/16"	28	24	18	78
2628	7/8"	30	24	18	78
2632	1"	34	24	18	78
2634	1-1/16"	36	24	18	78

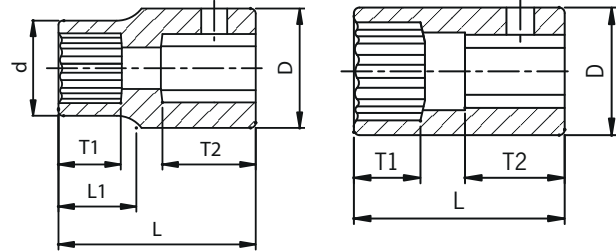
# IMPACT SOCKET SPECIFICATIONS

## 1/2" DR. EXTRA THIN-WALL DEEP 6 POINT METRIC



Item	Size	D	T1	T2	L
2617	17mm	24	17	18	78
2619	19mm	26	19	18	78
2621	21mm	28	24	18	78
2622	22mm	29.5	24	18	78
2623	23mm	30.5	24	18	78

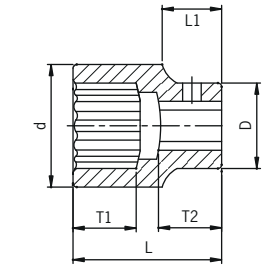
## 1/2" DR. STANDARD 12 POINT SAE



A

B

Item	Size	Shape	d	D	T1	T2	L1	L
212Z	3/8"	A	14.5	20	8	17	16	38
214Z	7/16"	A	18	24	8	17	16	38
216Z	1/2"	A	20	24	10	17	16	38
218Z	9/16"	A	22	24	10	17	16	38
220Z	5/8"	B	/	24	11	17	/	38
222Z	11/16"	B	/	26	12	17	/	38
224Z	3/4"	B	/	28	12	17	/	38
226Z	13/16"	B	/	30	13	17	/	38
228Z	7/8"	B	/	32	13	17	/	38
230Z	15/16"	B	/	34	20	17	/	45
232Z	1"	B	/	36	20	17	/	45
234Z	1-1/16"	B	/	38	24	17	/	50
236Z	1-1/8"	C	40	38	24	17	15	50
238Z	1-3/16"	C	42	38	24	17	15	50
240Z	1-1/4"	C	44	38	24	17	15	50
242Z	1-5/16"	C	45	38	24	17	15	50
244Z	1-3/8"	C	47	38	24	17	15	50
246Z	1-7/16"	C	48.5	38	24	17	15	50
248Z	1-1/2"	C	51	38	24	17	15	50

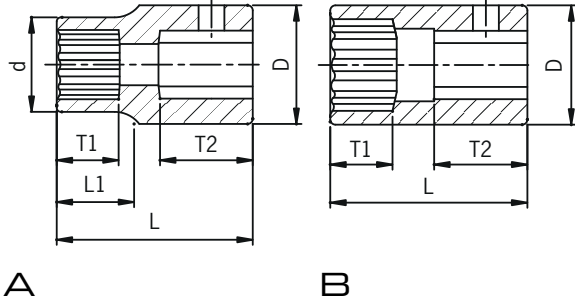


C



# IMPACT SOCKET SPECIFICATIONS

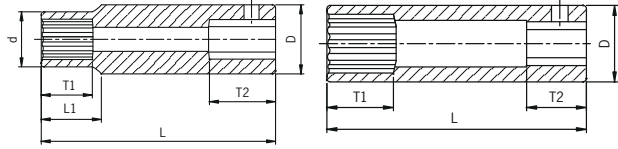
## 1/2" DR. STANDARD 12 POINT METRIC



Item	Size	Shape	d	D	T1	T2	L1	L
209ZM	9mm	A	14.5	24	7	17	16	38
210ZM	10mm	A	16	24	7	17	16	38
211ZM	11mm	A	17.5	24	8	17	16	38
212ZM	12mm	A	19	24	9	17	16	38
213ZM	13mm	A	20	24	10	17	16	38
214ZM	14mm	A	22	24	10	17	16	38
215ZM	15mm	B	/	24	11	17	/	38
216ZM	16mm	B	/	24	11	17	/	38
217ZM	17mm	B	/	26	12	17	/	40
218ZM	18mm	B	/	27	12	17	/	40
219ZM	19mm	B	/	28	12	17	/	40
221ZM	21mm	B	/	30	13	17	/	40
222ZM	22mm	B	/	32	13	17	/	40
224ZM	24mm	B	/	34	15	17	/	42
225ZM	25mm	B	/	36	15	17	/	42
226ZM	26mm	B	/	36	15	17	/	50
227ZM	27mm	B	/	38	15	17	/	50
228ZM	28mm	B	/	40	15	17	/	50
230ZM	30mm	C	42.0	38.0	24	17	15	50
231ZM	31mm	C	44.0	38.0	24	17	15	50
232ZM	32mm	C	44.0	38.0	24	17	15	50
233ZM	33mm	C	46.0	38.0	24	17	15	50
234ZM	34mm	C	46.0	38.0	24	17	15	50
235ZM	35mm	C	46	38	24	17	15	50
236ZM	36mm	C	46	38	24	17	15	50

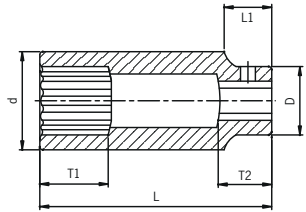
# IMPACT SOCKET SPECIFICATIONS

## 1/2" DR. DEEP 12 POINT SAE



A

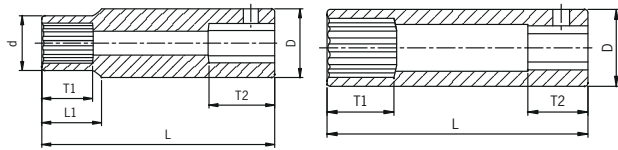
B



C

Item	Size	Shape	d	D	T1	T2	L1	L
26701	3/8"	A	16	25	14	18	17	82
26702	7/16"	A	18	25	14	18	17	82
26703	1/2"	A	20	25	14	18	17	82
26704	9/16"	A	22	25	17	18	17	82
26705	5/8"	B	/	25	17	18	/	82
26706	11/16"	B	/	26	17	18	/	82
26707	3/4"	B	/	28	17	18	/	82
26708	13/16"	B	/	30	24	18	/	82
26709	7/8"	B	/	32	24	18	/	82
267010	15/16"	B	/	34	24	18	/	82
267011	1"	B	/	36	24	18	/	82
267012	1-1/16"	B	/	38	24	18	/	82
267013	1-1/8"	C	40	38	24	18	15	82
267014	1-3/16"	C	42	38	24	18	15	82
267015	1-1/4"	C	44	38	24	18	15	82
242ZD	1-5/16"	C	45	38	24	18	15	90
244ZD	1-3/8"	C	47	38	24	18	15	90
246ZD	1-7/16"	C	48.5	38	24	18	15	90
248ZD	1-1/2"	C	51	38	24	18	15	90

## 1/2" DR. DEEP 12 POINT METRIC



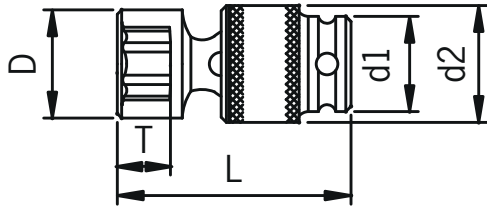
A

B

Item	Size	Shape	d	D	T1	T2	L1	L
209ZMD	9mm	A	14.5	25	14	18	17	82
267210	10mm	A	16.7	25	14	18	17	82
267211	11mm	A	18	25	14	18	17	82
267212	12mm	A	19	25	14	18	17	82
267213	13mm	A	20.2	25	14	18	17	82
267214	14mm	A	21.5	25	17	18	17	82
267215	15mm	A	23	25	17	18	17	82
267216	16mm	B	/	25	17	18	/	82
267217	17mm	B	/	26	17	18	/	82
267218	18mm	B	/	27	17	18	/	82
267219	19mm	B	/	28	17	18	/	82
267220	20mm	B	/	30	19	18	/	82
267221	21mm	B	/	30	24	18	/	82
267222	22mm	B	/	32	24	18	/	82
267223	23mm	B	/	34	24	18	/	82
267224	24mm	B	/	34	24	18	/	82

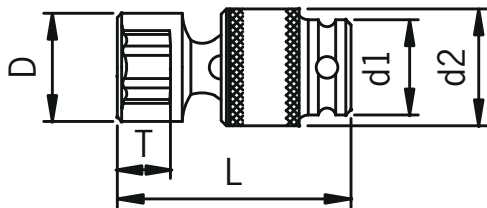
# IMPACT SOCKET SPECIFICATIONS

## 1/2" DR. UNIVERSAL 6 POINT SAE



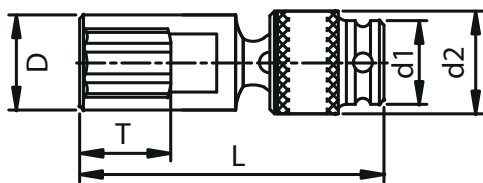
Item	Size	D	T	d1	d2	L
212U	3/8"	15	14	30	30	66
214U	7/16"	17	14	30	34	68
216U	1/2"	19	14	30	34	68
218U	9/16"	22	14	30	34	68
220U	5/8"	23	14	30	34	68
222U	11/16"	26	14	30	34	68
224U	3/4"	28	14	30	34	68
226U	13/16"	30	14	30	34	68
228U	7/8"	32	14	30	34	68
230U	15/16"	34	14	30	34	68
236U	1-1/16"	34	14	30	44	68

## 1/2" DR. UNIVERSAL 6 POINT METRIC



Item	Size	D	T	d1	d2	L
210UM	10mm	15	14	26	30	68
211UM	11mm	17	14	26	30	68
212UM	12mm	19	14	26	30	68
213UM	13mm	20	14	30	34	68
214UM	14mm	22	14	30	34	68
215UM	15mm	23	14	30	34	68
216UM	16mm	23	14	30	34	68
217UM	17mm	26	14	30	34	68
218UM	18mm	26	14	30	34	68
219UM	19mm	28	14	30	34	68
220UM	20mm	30	14	30	34	68
221UM	21mm	30	14	30	34	68
222UM	22mm	32	14	30	34	68
223UM	23mm	32	14	30	34	68
224UM	24mm	34	14	30	34	68

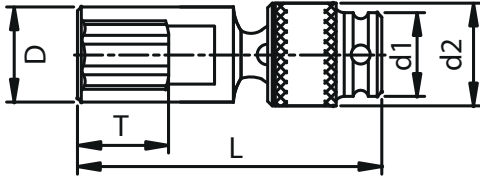
## 1/2" DR. DEEP UNIVERSAL 6 POINT SAE



Item	Size	D	T	d1	d2	L
212UD	3/8"	15	14	30	34	90
214UD	7/16"	17	14	30	34	90
216UD	1/2"	19	14	30	34	90
218UD	9/16"	22	14	30	34	90
220UD	5/8"	23	14	30	34	90
222UD	11/16"	26	14	30	34	90
224UD	3/4"	28	14	30	34	90
226UD	13/16"	30	14	30	34	90
228UD	7/8"	32	14	30	34	90
230UD	15/16"	34	14	30	34	90

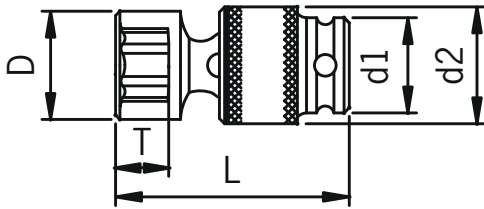
# IMPACT SOCKET SPECIFICATIONS

## 1/2" DR. DEEP UNIVERSAL 6 POINT METRIC



Item	Size	D	T	d1	d2	L
210UMD	10mm	15	17	30	34	90
211UMD	11mm	17	20	30	34	90
212UMD	12mm	19	20	30	34	90
213UMD	13mm	20	20	30	34	90
214UMD	14mm	22	20	30	34	90
215UMD	15mm	23	20	30	34	90
216UMD	16mm	23	20	30	34	90
217UMD	17mm	26	20	30	34	90
218UMD	18mm	26	20	30	34	90
219UMD	19mm	28	25	30	34	90
220UMD	20mm	30	25	30	34	90
221UMD	21mm	30	25	30	34	90
222UMD	22mm	32	25	30	34	90
223UMD	23mm	32	25	30	34	90
224UMD	24mm	34	25	30	34	90

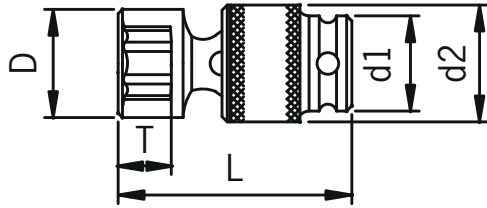
## 1/2" DR. STANDARD UNIVERSAL 12 POINT SAE



Item	Size	D	T	d1	d2	L
212UZ	3/8"	15	17	30	34	66
214UZ	7/16"	17	20	30	34	66
216UZ	1/2"	19	20	30	34	66
218UZ	9/16"	20	20	30	34	66
220UZ	5/8"	22	20	30	34	66
222UZ	11/16"	23	20	30	34	66
224UZ	3/4"	23	20	30	34	66
226UZ	13/16"	26	20	30	34	66
228UZ	7/8"	26	20	30	34	66
230UZ	15/16"	28	25	30	34	66
232UZ	1"	30	25	30	34	79
234UZ	1-1/16"	30	25	30	34	79
236UZ	1-1/8"	32	25	30	34	79
238UZ	1-3/16"	32	25	30	34	79
240UZ	1-1/4"	34	25	30	34	79

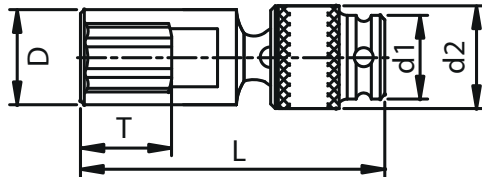
## IMPACT SOCKET SPECIFICATIONS

### 1/2" DR. STANDARD UNIVERSAL 12 POINT METRIC



Item	Size	D	T	d1	d2	L
210ZUM	10mm	15	14	30	30	66
211ZUM	11mm	17	14	30	34	68
213ZUM	13mm	19	14	30	34	68
214ZUM	14mm	22	14	30	34	68
215ZUM	15mm	23	14	30	34	68
216ZUM	16mm	26	14	30	34	68
217ZUM	17mm	28	14	30	34	68
218ZUM	18mm	30	14	30	34	68
219ZUM	19mm	32	14	30	34	68
220ZUM	20mm	34	14	30	34	68
221ZUM	21mm	34	14	30	44	68
222ZUM	22mm	34	14	30	34	68
223ZUM	23mm	34	14	30	34	68
224ZUM	24mm	34	14	30	34	68

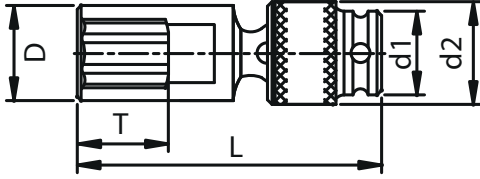
### 1/2" DR. DEEP UNIVERSAL 12 POINT SAE



Item	Size	D	T	d1	d2	L
212ZUD	3/8"	15	14	30	34	90
214ZUD	7/16"	17	14	30	34	90
216ZUD	1/2"	19	14	30	34	90
218ZUD	9/16"	22	14	30	34	90
220ZUD	5/8"	23	14	30	34	90
222ZUD	11/16"	26	14	30	34	90
224ZUD	3/4"	28	14	30	34	90
226ZUD	13/16"	30	14	30	34	90
228ZUD	7/8"	32	14	30	34	90
230ZUD	15/16"	34	14	30	34	90
232ZUD	1"	34	14	30	34	92
234ZUD	1-1/16"	34	14	30	34	92
236ZUD	1-1/8"	34	14	30	34	92
238ZUD	1-3/16"	34	14	30	34	92
240ZUD	1-1/4"	34	14	30	34	92

## IMPACT SOCKET SPECIFICATIONS

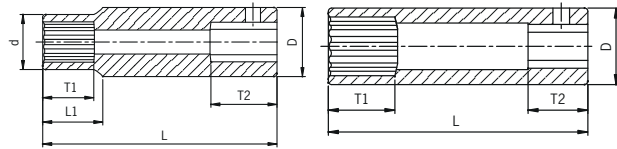
### 1/2" DR. DEEP UNIVERSAL 12 POINT METRIC



Item	Size	D	T	d1	d2	L
210MZUD	10mm	30	14	30	15	92
211MZUD	11mm	30	14	30	17	92
212MZUD	12mm	15	14	30	34	90
213MZUD	13mm	17	14	30	34	90
214MZUD	14mm	19	14	30	34	90
215MZUD	15mm	22	14	30	34	90
216MZUD	16mm	23	14	30	34	90
217MZUD	17mm	26	14	30	34	90
218MZUD	18mm	28	14	30	34	90
219MZUD	19mm	30	14	30	34	90
220MZUD	20mm	32	14	30	34	90
221MZUD	21mm	34	14	30	34	90
222MZUD	22mm	34	14	30	34	92
223MZUD	23mm	34	14	30	34	92
224MZUD	24mm	34	14	30	34	92

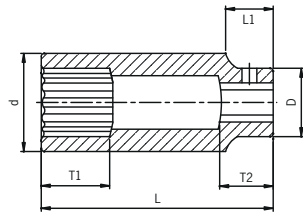
# IMPACT SOCKET SPECIFICATIONS

## 1/2" DR. DEEP 8 POINT



A

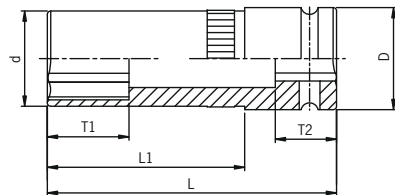
B



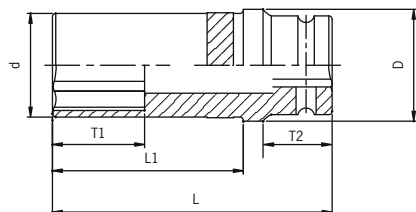
C

Item	Size	Shape	d	D	T1	T2	L
212QD	3/8"	A	18	24	14	18	83
214QD	7/16"	A	20.0	24.0	14	18	83
216QD	1/2"	B	/	24.0	14	18	83
218QD	9/16"	B	/	26.0	17	18	83
220QD	5/8"	B	/	28.0	17	18	83
222QD	11/16"	B	/	30.0	17	18	83
224QD	3/4"	B	/	34.0	17	18	83
226QD	13/16"	B	/	36.0	24	18	83
228QD	7/8"	B	/	38.0	24	18	90
230QD	15/16"	C	38.0	42.0	24	18	90
232QD	1"	C	38.0	44.0	24	18	90
234QD	1-1/16"	C	38.0	46.0	24	18	90
236QD	1-1/8"	C	39.0	49.0	24	18	90

## 1/2" DR. WHEEL PROTECTOR EXTRA THIN-WALL SAE & METRIC



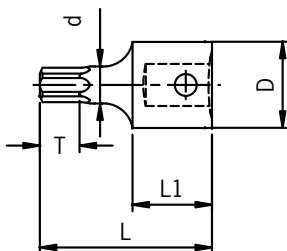
A



B

Item	Size	Shape	d	D	T1	T2	L1	L
28492	3/4"	A	26	30	24	18	58	85
28494	13/16"	A	28	30	24	18	58	85
28496	7/8"	B	29.5	32	26	18	58	85
28498	15/16"	B	31.5	34	28	18	58	85
284910	1"	B	33.5	36	28	18	58	85
284912	1-1/16"	B	35.5	38	30	18	58	85
284917	17mm	A	23.8	30	24	18	58	85
284919	19mm	A	26	30	24	18	58	85
284921	21mm	A	28	30	24	18	58	85

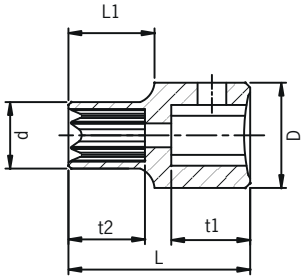
## 1/2" DR. INTERNAL STAR



Item	Size	d	D	T	L1	L
2690S1	T30	6	25	8	22.5	78
2690S2	T40	7.5	25	8.5	22.5	78
2690S3	T45	7.9	25	9.5	22.5	78
2690S4	T47	8.3	25	10	22.5	78
2690S5	T50	8.9	25	10.5	22.5	78
2690S6	T55	11.5	25	11.5	22.5	78
2690S7	T60	14	25	13	22.5	78
2690S8	T70	16	25	14	22.5	78

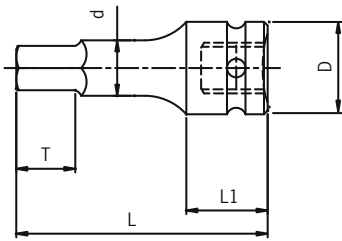
# IMPACT SOCKET SPECIFICATIONS

## 1/2" DR. EXTERNAL STAR



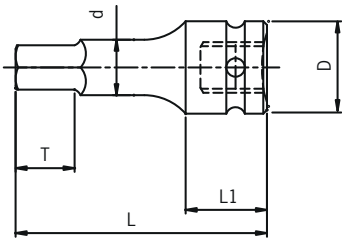
Item	Size	d	D	t1	t2	L
2690SE1	E10	17	22	16.5	11	38
2690SE2	E11	17	22	16.5	11	38
2690SE3	E12	17	22	16.5	11	38
2690SE4	E14	17	22	16.5	13	38
2690SE5	E16	17	22	16.5	13	38
2690SE6	E18	17	22	16.5	13	38
2690SE7	E20	17	22	16.5	15	38
2690SE8	E22	17	22	16.5	15	38
2690SE9	E24	18	22	16.5	16.2	38

## 1/2" DR. HEX SAE



Item	Size	d	D	T	L1	L
26481	1/4"	8.5	25	11.5	22.5	68
26482	5/16"	10.5	25	12	22.5	68
26483	3/8"	12.2	25	12.5	22.5	68
26484	7/16"	13.9	25	13	22.5	68
26485	1/2"	15.8	25	13	22.5	68
26486	9/16"	17.6	25	14	22.5	68
26487	5/8"	19.8	25	15	22.5	68
26488	11/16"	21.5	25	15.5	22.5	68
26489	3/4"	23	25	16	22.5	68
264810	13/16"	23.5	25	17	22.5	68

## 1/2" DR. HEX METRIC

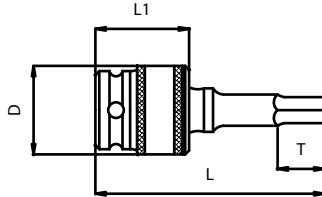


Item	Size	d	D	T	L1	L
26491	6mm	8	25	13	22.5	68
26492	7mm	9	25	13.5	22.5	68
26493	8mm	10.5	25	14	22.5	68
26494	9mm	11.5	25	14.5	22.5	68
26495	10mm	12.5	25	15	22.5	68
26496	12mm	15	25	15.5	22.5	68
26497	14mm	17.5	25	16	22.5	68
264912	15mm	19	25	16.5	22.5	68
26498	16mm	20	25	17	22.5	68
26499	17mm	21	25	17	22.5	68
264913	18mm	22	25	18	22.5	68
264910	19mm	23	25	18	22.5	68
264911	21mm	23.82	25	19	22.5	68



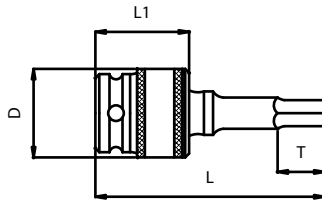
# IMPACT SOCKET SPECIFICATIONS

## 1/2" DR. UNIVERSAL HEX SAE



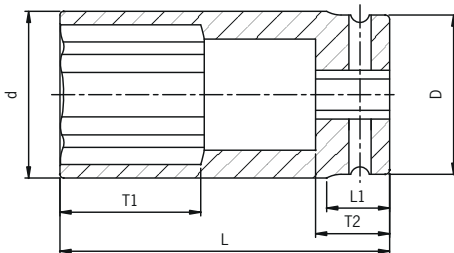
Item	Size	D	T	L1	L
274806	1/4"	30	13.5	36	76
274808	5/16"	30	20.5	36	76
274810	3/8"	30	20.5	36	76
274812	7/16"	30	20.5	36	76
274814	1/2"	30	20.5	36	76
274816	9/16"	30	20.5	36	76
274818	5/8"	30	20.5	36	76
274820	3/4"	30	20.5	36	76

## 1/2" DR. UNIVERSAL HEX METRIC



Item	Size	D	T	L1	L
274906	6mm	30	13.5	36	76
274907	7mm	30	13.5	36	76
274908	8mm	30	20.5	36	76
274910	10mm	30	20.5	36	76
274912	12mm	30	20.5	36	76
274914	14mm	30	20.5	36	76
274915	15mm	30	20.5	36	76
274917	17mm	30	20.5	36	76
274918	18mm	30	20.5	36	76
274919	19mm	30	20.5	36	76

## 1/2" DR. DEEP SPINDLE NUT METRIC

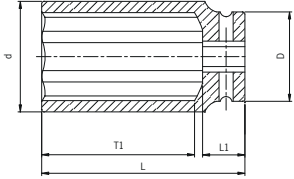


Item	Size	d	D	T1	T2	L1	L
2830	29mm	42	42	38	20	/	89
2800	30mm	42	42	38	20	/	89
2832	32mm	44	43	38	20	17	89
2834	34mm	46	43	38	20	17	89
2806	35mm	50	43	38	20	17	89
2802	36mm	51	43	38	20	17	89
2803	38mm	54	43	38	20	17	89

# IMPACT SOCKET SPECIFICATIONS

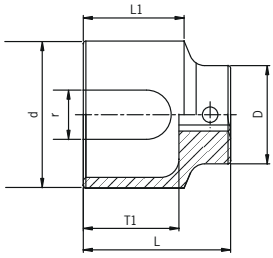
## 1/2" DR. HEAVY DUTY DEEP SAE

Item	Size	d	D	T1	L1	L
240HDD	1-1/4"	47	38	65	18	85



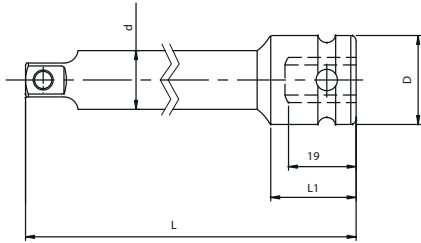
## 1/2" DR. TIE ROD

Item	Size	D	d	r	T1	L1	L
2801	1/2"	38	57	19	37	39	57



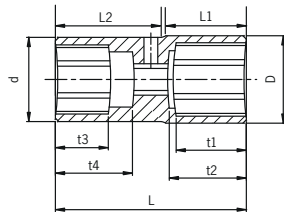
## 1/2" DR. X 3/8" (M) 36" EXTENSION FOR TRANSMISSIONS

Item	Size	d	D	L1	L
2536T	1/2"(F) x 3/8"(M)	16.5	25	24	915

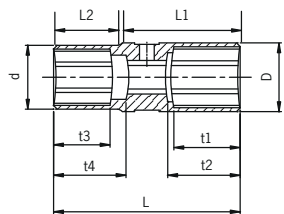


# IMPACT SOCKET SPECIFICATIONS

## 1/2" DR. FLIP SAE & METRIC



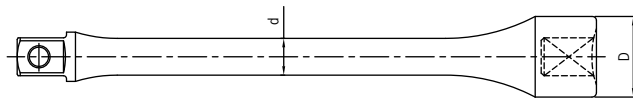
A



B

Item	Size	Shape	d	D	t1	t2	t3	t4	L1	L2	L
2700	3/4" x 13/16"	A	28	30	17	20	13	20.5	34	22	58
2701	3/4" x 13/16"	A	28	30	27	29	23	29.5	31	44	76
2702	19mm x 21mm	A	28	30	17	20	13	20.5	38	19	58
2704	19mm x 21mm	A	28	30	27	29.5	23	29.5	31	43	76
2705	17mm x 21mm	A	26	30	27	29.5	23	29.5	31	43	76
2707	17mm x 19mm	A	26	28	17	20.5	13	20.5	22	34	58
2706	3/4" x 13/16"	A	26	28	27	29.5	23	29.5	31	43	76
2708	19mm x 21mm	B	26	28	27	29.5	23	29.5	48	26	76
2710	7/8" x 15/16"	A	32	34	30.5	33.5	23	33.5	35	46	83
2712	1" x 1-1/16"	A	36.6	38	30.5	33.5	23	33.5	35	46	83

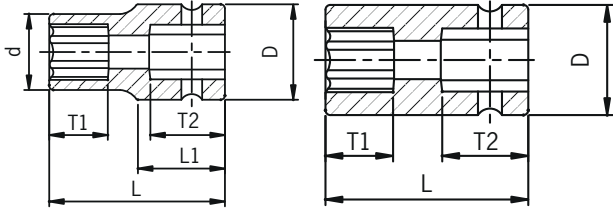
## 1/2" DR. TORQUE LIMITING EXTENSION



Item	d	D	Torque Ft. /Lbs.	Torque Nm	Color
2465	9	12.7	65	90	Yellow
2480	11	12.7	80	110	Blue
24100	12.2	12.7	100	135	Gray
24120	13.7	12.7	120	160	White
24140	15.1	12.7	140	190	Aqua

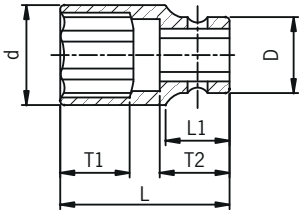
# IMPACT SOCKET SPECIFICATIONS

## 3/4" DR. STANDARD 6 POINT SAE



A

B

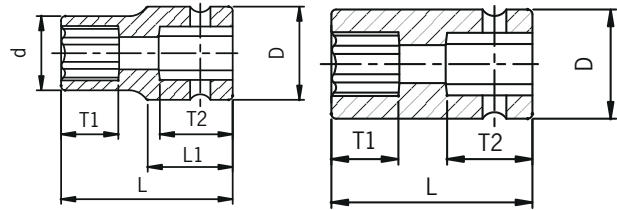


C

Item	Size	Shape	d	D	T1	T2	L1	L
416	1/2"	A	22	38	16	25	28	50
418	9/16"	A	26.5	38	16	25	28	50
420	5/8"	A	27.5	38	16	25	28	50
422	11/16"	A	29	38	16	25	28	50
424	3/4"	A	30	38	16	25	28	50
426	13/16"	A	32	38	18	25	28	52
428	7/8"	A	34	38	18	25	28	52
430	15/16"	A	36	38	18	25	28	52
432	1"	B	/	40	18	25	/	52
434	1-1/16"	B	/	40	18	25	/	52
436	1-1/8"	B	/	42	18	25	/	52
438	1-3/16"	B	/	44	18	25	/	52
440	1-1/4"	B	/	44	18	25	/	52
442	1-5/16"	C	47	44	22	25	23	56
444	1-3/8"	C	50	44	22	25	23	56
446	1-7/16"	C	51	44	22	25	23	56
448	1-1/2"	C	53	44	22	25	23	56
450	1-9/16"	C	56	44	26	31	25	62
452	1-5/8"	C	58	44	26	31	25	62
454	1-11/16"	C	63.5	44	26	31	25	62
456	1-3/4"	C	65	44	26	31	25	62
458	1-13/16"	C	67	44	32	31	25	68
460	1-7/8"	C	68	44	32	31	25	68
462	1-15/16"	C	70	44	34	31	25	70
464	2"	C	71	54	35	32	25	72
466	2-1/16"	C	74	54	35	32	25	72
468	2-1/8"	C	77	54	35	32	25	72
470	2-3/16"	C	77	54	35	34	25	74
472	2-1/4"	C	80	54	35	34	25	74
474	2-5/16"	C	82	54	35	35	27	75
476	2-3/8"	C	84	54	35	35	27	75
478	2-7/16"	C	85	54	35	35	27	75
480	2-1/2"	C	86	54	35	35	27	75
482	2-9/16"	C	89	62	36	28	30	78
484	2-5/8"	C	91	62	38	28	30	80
486	2-11/16"	C	93	62	38	28	30	80
488	2-3/4"	C	95	62	40	28	30	82
490	2-13/16"	C	98	62	40	28	30	82
492	2-7/8"	C	100	62	40	28	30	82
494	2-15/16"	C	102	62	42	28	30	85
496	3"	C	104	62	42	28	30	87

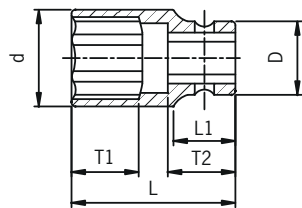
# IMPACT SOCKET SPECIFICATIONS

## 3/4" DR. STANDARD 6 POINT METRIC



A

B

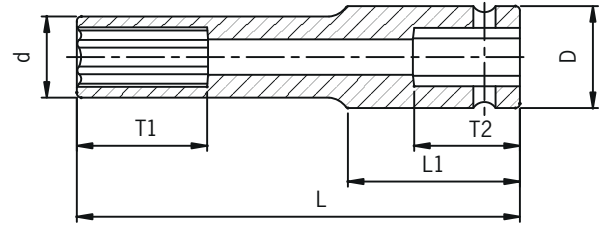


C

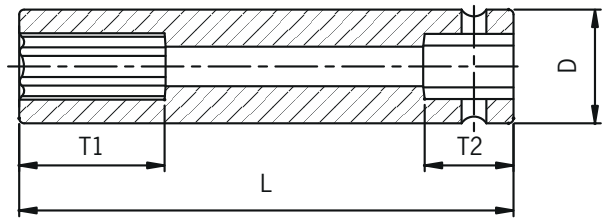
Item	Size	Shape	d	D	T1	T2	L1	L
419M	19mm	A	30	38	16	25	28	50
420M	20mm	A	31	38	16	25	28	52
421M	21mm	A	32	38	18	25	28	52
422M	22mm	A	34	38	18	25	28	52
423M	23mm	A	35	38	18	25	28	52
424M	24mm	A	36	38	18	25	28	52
425M	25mm	B	/	38	18	25	/	52
426M	26mm	B	/	40	18	25	/	52
427M	27mm	B	/	40	18	25	/	52
428M	28mm	B	/	42	18	25	/	52
429M	29mm	B	/	42	18	25	/	52
430M	30mm	B	/	44	18	25	/	52
431M	31mm	B	/	44	18	25	/	52
432M	32mm	B	/	44	22	25	/	56
433M	33mm	C	47	44	22	25	23	56
434M	34mm	C	48	44	22	25	23	56
435M	35mm	C	50	44	22	25	23	56
436M	36mm	C	51	44	22	25	23	56
438M	38mm	C	53	44	22	25	23	56
440M	40mm	C	56	44	26	31	25	62
441M	41mm	C	58	44	26	31	25	62
442M	42mm	C	61	44	26	31	25	62
443M	43mm	C	63	44	27	31	25	63
444M	44mm	C	65	44	27	31	25	63
445M	45mm	C	66	44	27	31	25	63
446M	46mm	C	67	44	27	31	25	63
447M	47mm	C	68	44	32	31	25	68
448M	48mm	C	69	44	32	31	25	68
449M	49mm	C	70	44	34	31	25	70
450M	50mm	C	71	54	35	32	25	72
452M	52mm	C	74	54	35	32	25	72
454M	54mm	C	77	54	35	32	25	72
455M	55mm	C	77	54	35	34	25	74
456M	56mm	C	80	54	35	34	25	74
460M	60mm	C	84	54	35	35	25	75
465M	65mm	C	88	54	35	38	25	78

# IMPACT SOCKET SPECIFICATIONS

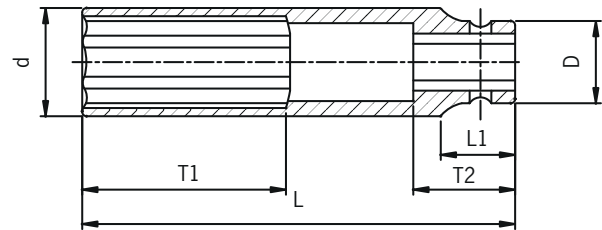
## 3/4" DR. DEEP 6 POINT SAE



A



B

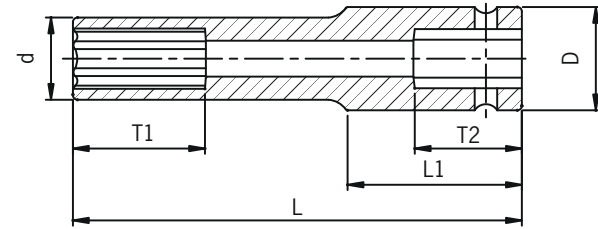


C

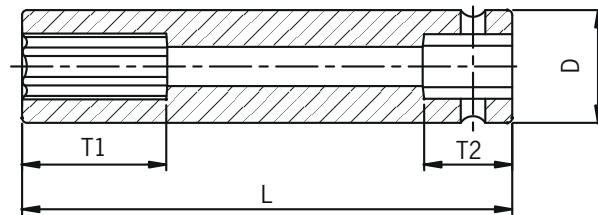
Item	Size	Shape	d	D	T1	T2	L1	L
416D	1/2"	A	22	38	20	26	33	85
418D	9/16"	A	26.5	38	20	26	33	85
420D	5/8"	A	27.5	38	20	26	33	85
422D	11/16"	A	29	38	20	26	33	85
424D	3/4"	A	30	38	20	26	33	85
426D	13/16"	A	32	38	25	26	33	85
428D	7/8"	A	34	38	25	26	33	85
430D	15/16"	A	36	38	25	26	33	85
432D	1"	B	/	40	35	26	/	85
434D	1-1/16"	B	/	40	35	26	/	85
436D	1-1/8"	B	/	42	35	26	/	85
438D	1-3/16"	B	/	44	35	26	/	85
440D	1-1/4"	B	/	44	35	26	/	85
442D	1-5/16"	C	47	44	35	26	23	85
444D	1-3/8"	C	50	44	40	26	23	85
446D	1-7/16"	C	51	44	40	26	23	85
448D	1-1/2"	C	53	44	40	26	23	85
450D	1-9/16"	C	56	44	40	26	25	85
452D	1-5/8"	C	58	44	45	26	25	85
454D	1-11/16"	C	63.5	44	45	26	25	85
456D	1-3/4"	C	65	44	45	26	25	85
458D	1-13/16"	C	67	44	45	30	25	85
460D	1-7/8"	C	68	44	45	30	25	85
462D	1-15/16"	C	70	44	45	30	25	85
464D	2"	C	71	54	45	30	25	85
466D	2-1/16"	C	74	54	55	35	27	95
476D	2-3/8"	C	84	54	55	35	27	95
480D	2-1/2"	C	86	54	55	35	27	95
482D	2-9/16"	C	89	62	46	35	30	100
484D	2-5/8"	C	91	62	50	35	30	100
486D	2-11/16"	C	93	62	56	35	30	105
488D	2-3/4"	C	95	62	56	35	30	105
490D	2-13/16"	C	98	62	67	35	30	110
492D	2-7/8"	C	100	62	67	35	30	110
494D	2-15/16"	C	102	62	80	35	30	120
496D	3"	C	104	62	80	35	30	120

# IMPACT SOCKET SPECIFICATIONS

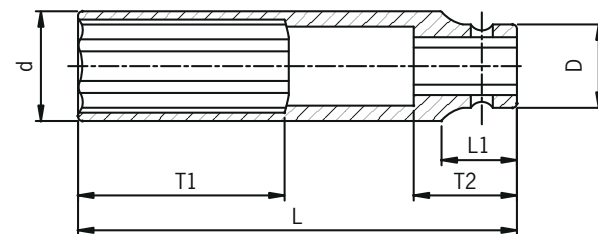
## 3/4" DR. DEEP 6 POINT METRIC



A



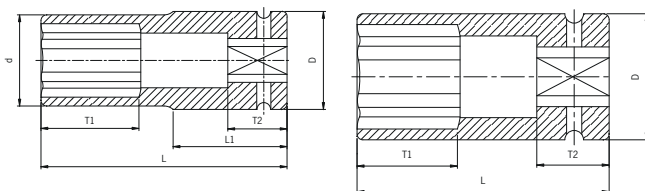
B



C

Item	Size	Shape	d	D	T1	T2	L1	L
419MD	19mm	A	30	38	20	26	33	85
420MD	20mm	A	31	38	25	26	33	85
421MD	21mm	A	32	38	25	26	33	85
422MD	22mm	A	34	38	25	26	33	85
423MD	23mm	A	35	38	25	26	33	85
424MD	24mm	A	36	38	25	26	33	85
425MD	25mm	B	/	38	35	26	/	85
426MD	26mm	B	/	40	35	26	/	85
427MD	27mm	B	/	40	35	26	/	85
428MD	28mm	B	/	42	35	26	/	85
429MD	29mm	B	/	42	35	26	/	85
430MD	30mm	B	/	44	35	26	/	85
432MD	32mm	B	/	44	35	26	/	85
433MD	33mm	C	47	44	35	26	23	85
434MD	34mm	C	48	44	35	26	23	85
435MD	35mm	C	50	44	40	26	23	85
436MD	36mm	C	51	44	40	26	23	85
438MD	38mm	C	53	44	40	26	23	85
440MD	40mm	C	56	44	40	26	25	85
441MD	41mm	C	58	44	45	26	25	85
442MD	42mm	C	61	44	45	26	25	85
443MD	43mm	C	63	44	55	35	27	95
444MD	44mm	C	65	44	55	35	27	95
446MD	46mm	C	67	44	55	35	27	95
447MD	47mm	C	68	44	55	35	27	95
448MD	48mm	C	69	44	55	35	27	95
449MD	49mm	C	70	44	55	35	27	95
450MD	50mm	C	71	54	55	35	27	95
452MD	52mm	C	74	54	55	35	27	95
455MD	55mm	C	77	54	55	35	27	95
460MD	60mm	C	84	54	55	35	27	105
465MD	65mm	C	88	54	55	35	27	105

## 3/4" DR. DEEP THIN-WALL 6 POINT SAE



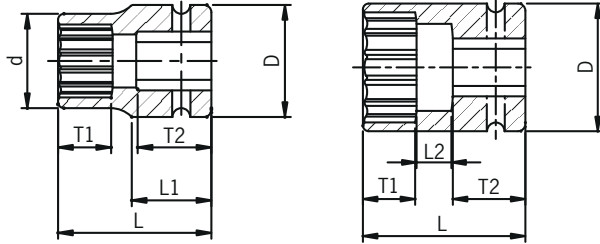
A

B

Item	Size	Shape	d	D	T1	T2	L1	L
434DT	1-1/16"	A	40	43	43	26	50	108
436DT	1-1/8"	A	42	43	43	26	50	108
440DT	1-1/4"	B	/	45	43	26	/	108

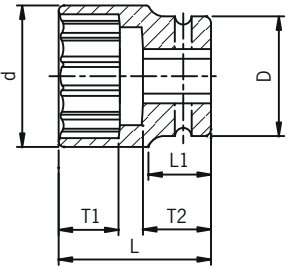
# IMPACT SOCKET SPECIFICATIONS

## 3/4" DR. THIN WALL 12 POINT SAE



A

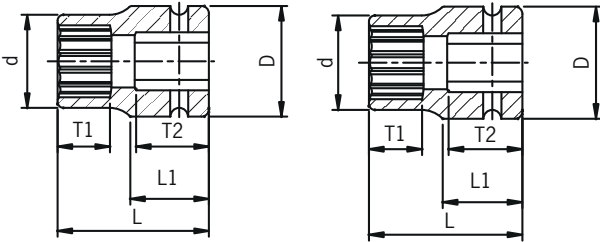
B



C

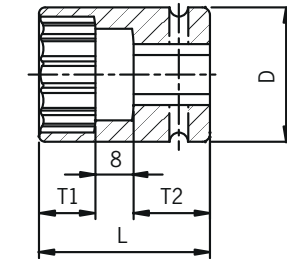
Item	Size	Shape	d	D	T1	T2	L1	L
420ZT	5/8"	A	26	38	16	25	28	52
422ZT	11/16"	A	28	38	16	25	28	52
424ZT	3/4"	A	30	38	16	25	28	52
426ZT	13/16"	A	32	38	18	25	28	52
428ZT	7/8"	A	33.5	38	18	25	28	52
430ZT	15/16"	A	35.5	38	18	25	28	52
432ZT	1"	A	37.2	38	18	25	28	52
434ZT	1-1/16"	A	39.2	40	18	25	28	52
436ZT	1-1/8"	A	41.2	42	18	25	28	52
438ZT	1-3/16"	A	42	44	18	25	28	52
440ZT	1-1/4"	B	/	44	18	25	/	56
444ZT	1-3/8"	C	48	44	22	25	23	56
448ZT	1-1/2"	C	52	44	22	23	23	56
452ZT	1-5/8"	C	57	44	26	31	25	62
456ZT	1-3/4"	C	62	44	26	31	25	62
460ZT	1-7/8"	C	65	44	32	31	25	68

## 3/4" DR. THIN WALL 12 POINT METRIC



A

B



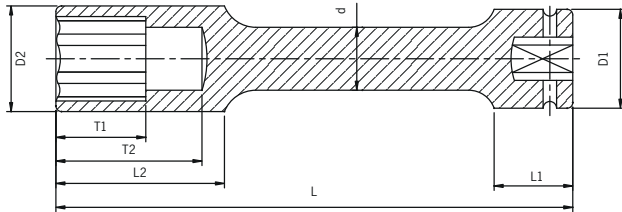
C

Item	Size	Shape	d	D	T1	T2	L1	L
415MZT	15mm	A	25	38	16	25	28	52
416MZT	16mm	A	26	38	16	25	28	52
417MZT	17mm	A	27	38	16	25	28	52
418MZT	18mm	A	28	38	16	25	28	52
419MZT	19mm	A	30	38	16	25	28	52
420MZT	20mm	A	31	38	16	25	28	52
421MZT	21mm	A	32	38	18	25	28	52
422MZT	22mm	A	33.5	38	18	25	28	52
423MZT	23mm	A	34.5	38	18	25	28	52
424MZT	24mm	A	35.5	38	18	25	28	52
425MZT	25mm	B	38	36.8	18	25	28	52
426MZT	26mm	B	40	37.8	18	25	28	52
427MZT	27mm	B	40	39.2	18	25	28	52
428MZT	28mm	B	42	40.5	18	25	28	52
429MZT	29mm	B	43	41.6	18	25	28	52
430MZT	30mm	B	44	42.7	18	25	28	52
432MZT	32mm	C	/	44	22	25	/	56
433MZT	33mm	C	45	44	22	25	/	56
435MZT	35mm	C	48	44	22	25	/	56
436MZT	36mm	C	49	44	22	25	/	56
438MZT	38mm	C	51	44	22	25	/	56
440MZT	40mm	C	54	44	26	31	/	62



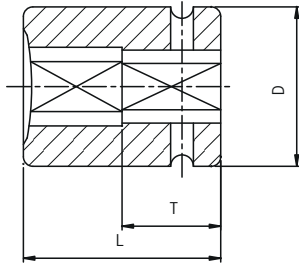
# IMPACT SOCKET SPECIFICATIONS

## 3/4" DR. EXTRA LONG 6 POINT SAE & METRIC



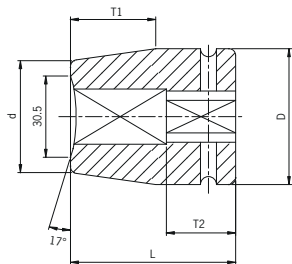
Item	Size	d	D1	D2	T1	T2	L1	L2	L
426XL	13/16"sq.	25	44	43	40	74	39	74	230
434XL	1-1/16"	28	44	42	40	65	35	75	230
436XL	1-1/8"	28	44	43	40	65	35	75	230
440XL	1-1/4"	28	44	47	40	65	35	75	230
448XL	1-1/2"	28	44	54	40	65	35	75	230
433MXL	33mm	28	44	48	40	65	35	75	230

## 3/4" DR. SQUARE SAE



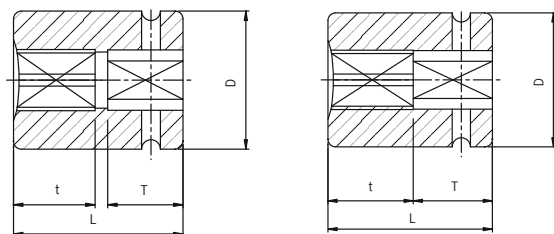
Item	Size	D	T	L
426S	13/16"	42	26	52
430S	15/16"	44	26	52

## 3/4" DR. HEAVY DUTY SQUARE SAE



Item	Size	d	D	T1	T2	L
426HDS	13/16"	42	51	32	26	62

## 3/4" DR. DOUBLE SQUARE METRIC



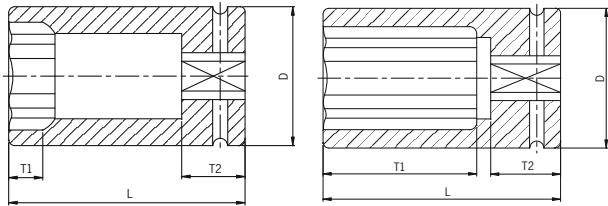
A

B

Item	Size	Shape	D	t	T	L
417MSS	17mm	A	44	23	26	54
419MS	19mm	B	40	26	26	52
420MS	20mm	B	44	28	26	54
421MSS	21mm	B	44	28	26	54

# IMPACT SOCKET SPECIFICATIONS

## 3/4" DR. BUDD WHEEL LIMITED DEPTH & DEEP HEX SAE

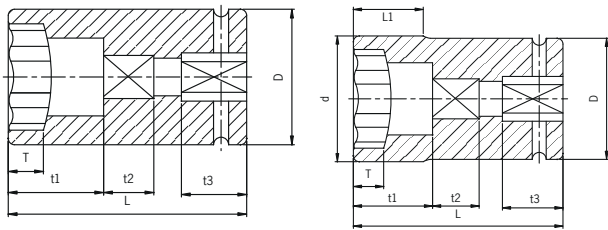


A

B

Item	Size	Shape	D	T1	T2	L
448LD	1-1/2"	A	57	14	26	97
448DH	1-1/2"	B	60	66	30	102

## 3/4" DR. COMBINATION BUDD WHEEL 6 POINT SAE & METRIC

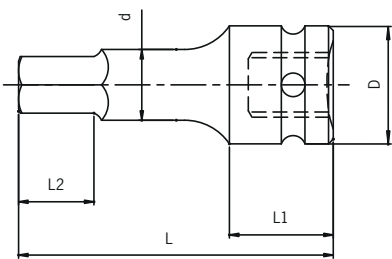


A

B

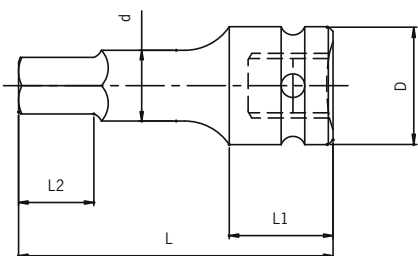
Item	Size	Shape	d	D	T	t1	t2	t3	L1	L
4826C	1-1/2" x 13/16"	A	/	57	14	38	20	26	/	95
43517B	35mm x 17mm	B	54	52	13	34	20	26	30	90
4121C	41mm x 21mm	B	58	54	14	38	22	26	30	99

## 3/4" DR. HEX SAE



Item	Size	d	D	L2	L1	L
45061	3/4"	23	44	22	32	88
45062	7/8"	26.7	44	24	32	88
45063	1"	30.2	44	26	32	88
45064	1-1/8"	34.2	44	30	32	88
45065	1-1/4"	38.3	44	30	32	88

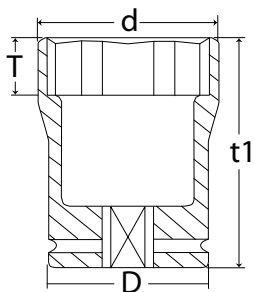
## 3/4" DR. HEX METRIC



Item	Size	d	D	L2	L1	L
412MH	12mm	15	44	24	32	88
450714	14mm	17.5	44	18	32	88
450717	17mm	21	44	20	32	88
450719	19mm	23	44	22	32	88
450722	22mm	26.5	44	24	32	88
450724	24mm	28.7	44	24	32	88

## IMPACT SOCKET SPECIFICATIONS

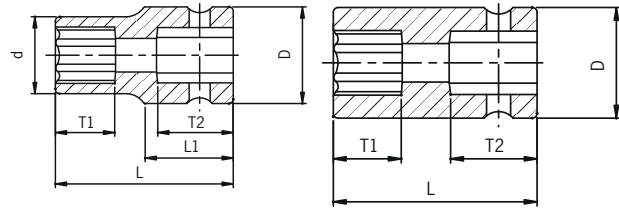
### 3/4" DR. DEEP TRUCK PINION LOCKNUT 6 POINT



Item	Size	d	D	T	t1
464AN	2"	60.0	67.3	18	104
468AN	2-1/8"	63.0	71.3	20	104
472AN	2-1/4"	66.0	76.0	22	104
476AN	2-3/8"	70.0	80.0	24	104
480AN	2-1/2"	73.0	83.0	24	104
484AN	2-5/8"	76.0	86.8	24	104
488AN	2-3/4"	78.0	91.4	24	104

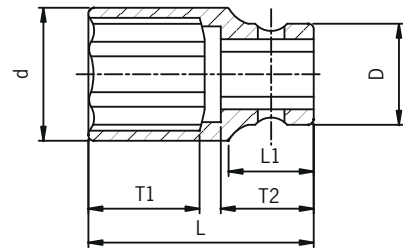
# IMPACT SOCKET SPECIFICATIONS

## 1" DR. STANDARD 6 POINT SAE



A

B

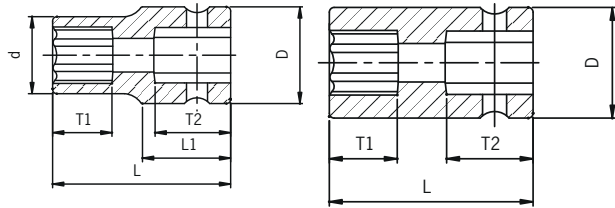


C

Item	Size	Shape	d	D	T1	T2	L1	L
526	13/16"	A	38	51				58
524	3/4"	A	36	51	17	31	33	58
528	7/8"	A	39	51	17	31	33	58
530	15/16"	A	40	51	17	31	33	58
532	1"	A	42	51	17	31	33	58
534	1-1/16"	A	44	51	17	31	33	58
536	1-1/8"	A	46	51	17	31	33	58
538	1-3/16"	A	48	51	19	31	33	60
540	1-1/4"	B	/	51	19	31	/	60
542	1-5/16"	C	53	52	21	31	30	62
544	1-3/8"	C	54	52	21	31	30	62
546	1-7/16"	C	56	52	21	31	30	62
548	1-1/2"	C	58	52	21	31	30	62
550	1-9/16"	C	60	52	21	31	30	62
552	1-5/8"	C	61.5	52	21	31	30	62
554	1-11/16"	C	65	52	23	31	30	64
556	1-3/4"	C	66	58	23	36	30	64
558	1-13/16"	C	68	58	23	36	30	64
560	1-7/8"	C	70	58	25	36	30	66
562	1-15/16"	C	72	58	27	36	30	68
564	2"	C	74	58	29	36	30	70
566	2-1/16"	C	75	58	29	36	30	70
568	2-1/8"	C	78	58	29	36	30	70
570	2-3/16"	C	80	62	32	35	30	72
572	2-1/4"	C	84	62	34	35	30	75
574	2-5/16"	C	86	62	34	35	30	75
576	2-3/8"	C	87	62	35	38	30	78
578	2-7/16"	C	89	62	35	38	30	78
580	2-1/2"	C	91	62	36	40	30	80
582	2-9/16"	C	93	62	36	40	30	80
584	2-5/8"	C	95	62	38	40	33	82
586	2-11/16"	C	97	62	38	40	33	82
588	2-3/4"	C	98	62	40	40	33	85
590	2-13/16"	C	100	62	40	42	33	87
592	2-7/8"	C	102	62	40	42	33	87
594	2-15/16"	C	104	86	48	42	38	95
596	3"	C	106	86	52	40	38	98
5100	3-1/8"	C	109	86	52	42	38	100
5104	3-1/4"	C	113	86	52	42	38	100
5108	3-3/8"	C	115	86	52	42	38	100
5112	3-1/2"	C	119	86	55	44	38	105
5116	3-5/8"	C	127	86	55	32	20	105
5120	3-3/4"	C	130	86	55	32	20	105
5124	3-7/8"	C	136	86	55	32	20	105
5128	4"	C	140	86	55	32	20	105
5132	4-1/8"	C	143	86	55	32	20	105
5136	4-1/4"	C	146	86	55	32	20	105
5140	4-1/2"	C	152	86	55	32	20	105

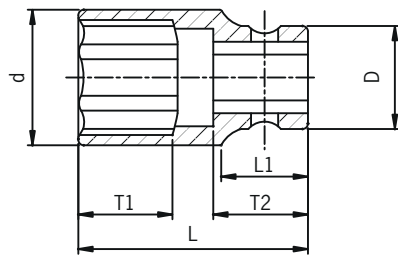
# IMPACT SOCKET SPECIFICATIONS

## 1" DR. STANDARD 6 POINT METRIC



A

B

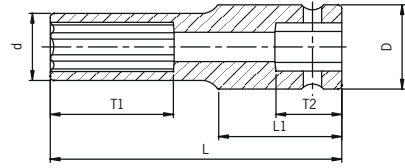


C

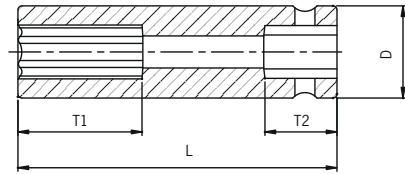
Item	Size	Shape	d	D	T1	T2	L1	L
519M	19mm	A	36	51	17	31	33	58
521M	21mm	A	38	51	17	31	33	58
522M	22mm	A	39	51	17	31	33	58
523M	23mm	A	40	51	17	31	33	58
524M	24mm	A	40	51	17	31	33	58
525M	25mm	A	41	51	17	31	33	58
526M	26mm	A	42.5	51	17	31	33	58
527M	27mm	A	44	51	17	31	33	58
528M	28mm	A	45	51	17	31	33	58
529M	29mm	A	46	51	19	31	33	60
530M	30mm	A	48	51	19	31	33	60
532M	32mm	B	/	51	19	31	/	60
533M	33mm	C	53	52	21	31	30	62
535M	35mm	C	54	52	21	31	30	62
536M	36mm	C	56	52	21	31	30	62
538M	38mm	C	58	52	21	31	30	62
540M	40mm	C	60	52	21	31	30	62
541M	41mm	C	61.5	52	21	31	30	62
542M	42mm	C	63	52	23	31	30	64
546M	46mm	C	68	58	23	36	30	64
550M	50mm	C	73	58	29	36	30	70
552M	52mm	C	75	58	29	36	30	70
554M	54mm	C	78	58	29	36	30	70
555M	55mm	C	79	62	31	36	30	72
556M	56mm	C	80	62	33	36	30	74
558M	58mm	C	85	62	34	36	30	75
560M	60mm	C	87	62	35	38	30	78
566M	65mm	C	93	62	36	40	30	80
570M	70mm	C	98	62	40	40	33	85

# IMPACT SOCKET SPECIFICATIONS

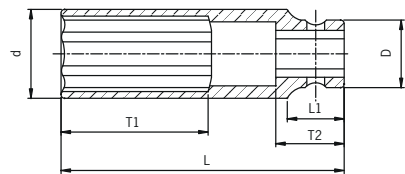
## 1" DR. DEEP 6 POINT SAE



A



B

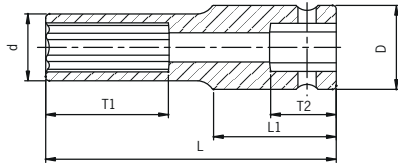


C

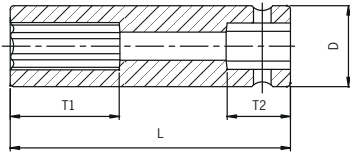
Item	Size	Shape	d	D	T1	T2	L1	L
524D	3/4"	A	36	51	25	31	38	90
526D	13/16"	A	38	51	25	31	38	90
528D	7/8"	A	39	51	25	31	38	90
530D	15/16"	A	40	51	25	31	38	90
532D	1"	A	42	51	30	31	38	90
534D	1-1/16"	A	44	51	30	31	38	90
536D	1-1/8"	A	46	51	30	31	38	90
538D	1-3/16"	A	48	51	35	31	38	90
540D	1-1/4"	B	/	51	35	31	/	90
542D	1-5/16"	C	53	52	35	31	30	90
544D	1-3/8"	C	54	52	40	31	30	90
546D	1-7/16"	C	56	52	40	31	30	90
548D	1-1/2"	C	58	52	40	31	30	92
550D	1-9/16"	C	60	52	40	31	30	92
552D	1-5/8"	C	61.5	52	40	31	30	92
554D	1-11/16"	C	65	52	40	31	30	92
556D	1-3/4"	C	66	58	40	31	30	92
558D	1-13/16"	C	68	58	40	31	30	92
560D	1-7/8"	C	70	58	40	31	30	92
562D	1-15/16"	C	72	58	40	31	30	92
564D	2"	C	74	58	50	31	30	95
566D	2-1/16"	C	75	58	50	31	30	95
568D	2-1/8"	C	78	58	50	31	30	95
570D	2-3/16"	C	80	62	50	31	30	100
572D	2-1/4"	C	84	62	50	31	30	100
574D	2-5/16"	C	86	62	55	31	30	105
576D	2-3/8"	C	87	62	55	31	30	105
578D	2-7/16"	C	89	62	60	31	30	110
580D	2-1/2"	C	91	62	60	31	30	110
582D	2-9/16"	C	93	62	70	31	30	120
584D	2-5/8"	C	95	62	70	35	33	120
586D	2-11/16"	C	97	62	75	35	33	124
588D	2-3/4"	C	98	62	75	35	33	124
590D	2-13/16"	C	100	62	80	40	35	128
592D	2-7/8"	C	102	62	80	40	35	128
594D	2-15/16"	C	104	86	85	45	38	135
596D	3"	C	106	86	85	45	38	135
5100D	3-1/8"	C	109	86	85	45	38	135
5104D	3-1/4"	C	113	86	85	45	38	135
5108D	3-3/8"	C	115	86	85	45	38	135
5112D	3-1/2"	C	119	86	85	45	38	135
5116D	3-5/8"	C	128	86	90	32	20	140
5120D	3-3/4"	C	130	86	90	32	20	140
5124D	3-7/8"	C	136	86	90	32	20	140
5128D	4"	C	140	95	100	32	20	155
5132D	4-1/8"	C	143	95	100	32	20	155
5136D	4-1/4"	C	146	95	100	32	20	155
5140D	4-1/2"	C	152	95	100	32	20	155

# IMPACT SOCKET SPECIFICATIONS

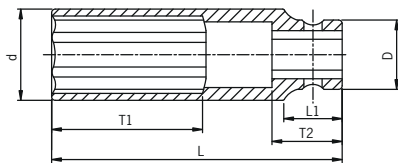
## 1" DR. DEEP 6 POINT METRIC



B

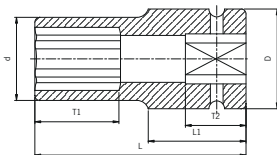


C

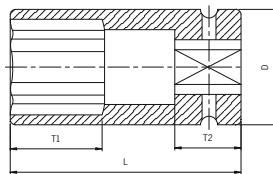


Item	Size	Shape	d	D	T1	T2	L1	L
519MD	19mm	A	36	51	25	31	38	90
521MD	21mm	A	38	51	25	31	38	90
522MD	22mm	A	39	51	25	31	38	90
524MD	24mm	A	40	51	25	31	38	90
525MD	25mm	A	41	51	30	31	38	90
526MD	26mm	A	42.5	51	30	31	38	90
527MD	27mm	A	44	51	30	31	38	90
529MD	29mm	A	46	51	30	31	38	90
530MD	30mm	A	48	51	35	31	38	90
532MD	32mm	B	/	51	35	31	/	90
533MD	33mm	C	53	52	35	31	30	90
535MD	35mm	C	54	52	40	31	30	90
536MD	36mm	C	56	52	40	31	30	90
538MD	38mm	C	58	52	40	31	30	92
540MD	40mm	C	60	52	40	31	30	92
541MD	41mm	C	61.5	52	40	31	30	92
542MD	42mm	C	63	52	40	31	30	92
546MD	46mm	C	68	58	40	31	30	92
550MD	50mm	C	58	73	54	31	30	95
554MD	54mm	C	78	58	54	31	30	95
555MD	55mm	C	79	62	60	31	30	100
556MD	56mm	C	80	62	60	31	30	100
558MD	58mm	C	85	62	62	31	30	105
560MD	60mm	C	87	62	62	31	30	105
565MD	65mm	C	93	62	75	31	30	120
570MD	70mm	C	98	62	78	31	30	124

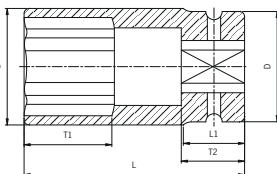
## 1" DR. DEEP THIN-WALL 6 POINT SAE & METRIC



A



B



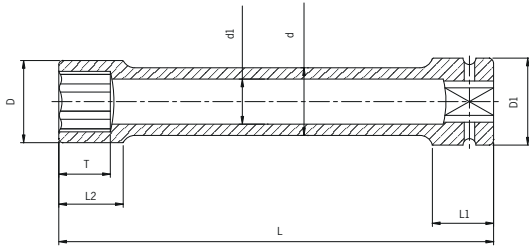
C

Item	Size	Shape	d	D	T1	T2	L1	L
534DT	1-1/16"	A	42.5	51	43	31	50	108
536DT	1-1/8"	A	43	51	43	31	50	108
540DT	1-1/4"	A	47	51	43	31	50	108
542DT	1-5/16"	A	49	51	43	31	50	108
548DT	1-1/2"	B	/	54	43	31	/	108
541MDT	41mm	C	57	54	43	31	30	108

# IMPACT SOCKET SPECIFICATIONS

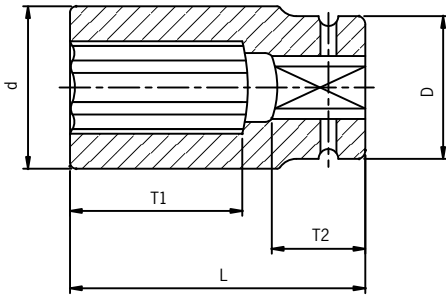
## 1" DR. EXTRA LONG 6 POINT SAE & METRIC

Item	Size	d	d1	D	D1	T	L2	L1	L
540EL	1-1/4"	42	28	51	54	32	40	38	270
533MEL	33mm	42	28	52	54	32	40	38	270



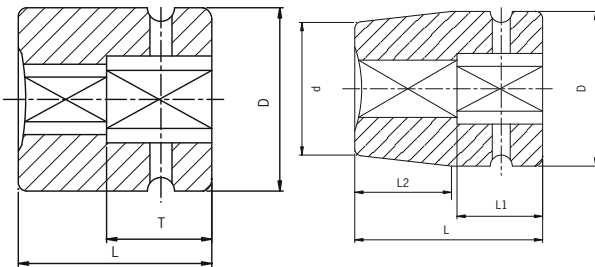
## 1" DR. EXTRA DEEP 6 POINT SAE

Item	Size	d	D	T1	T2	L
556XD	1-3/4"	66	58	70	38	120



## 1" DR. SQUARE & HEAVY DUTY SQ. SAE

Item	Size	Shape	d	D	T	L2	L1	L
526S	13/16"	A	/	52	31	/	/	57
530S	15/16"	A	/	52	31	/	/	57
526HDS	13/16"	B	48	56	/	35	31	68

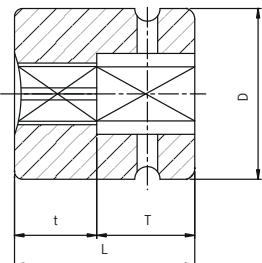


A

B

## 1" DR. DOUBLE SQUARE METRIC

Item	Size	D	T	t	L
517MS	17mm	52	31	26	57
519MS	19mm	52	31	26	57
520MS	20mm	52	31	26	57
521MS	21mm	54	31	26	57

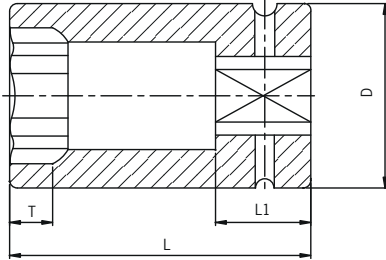




# IMPACT SOCKET SPECIFICATIONS

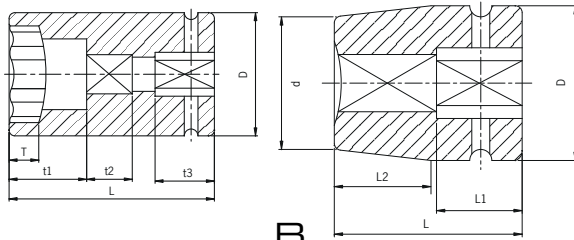
## 1" DR. CONTROLLED DEPTH SAE

Item	Size	D	T	L1	L
548CDS	1-1/2"	60	14	31	98



## 1" DR. COMBINATION BUDD WHEEL SAE & METRIC

Item	Size	Shape	D	T	t1	t2	t3	L1	L
5826C	1-1/2" x 13/16"	A	57	14	38	34	31	/	99
53517	35mm x 17mm	B	54	13	34	20	31	30	94
53820	38mm x 20mm	B	56	14	36	20	31	30	96
54121	41mm x 21mm	B	58	14	38	22	31	30	99

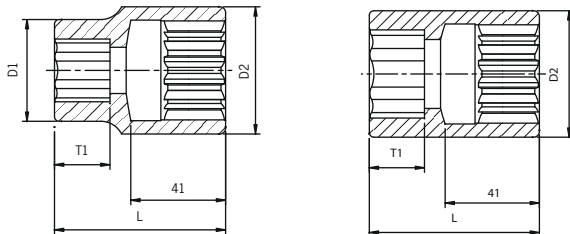


A

B

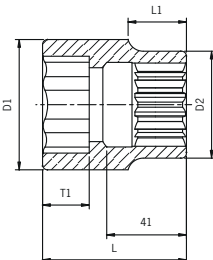
## #5 SPLINE STANDARD 6 POINT SAE

Item	Size	Shape	D2	D1	L1	L	T1
5500S	7/8"	A	55	44	/	80	24
5525	15/16"	A	55	44	/	80	24
5526	1-1/16"	A	55	44	/	80	24
5502	1-1/8"	A	55	44	/	80	24
5504	1-3/16"	A	55	44	/	80	24
5503	1-1/4"	B	55	/	/	80	24
5534	1-5/16"	B	55	/	/	80	24
5533	1-3/8"	C	55	57	38	80	24
5535	1-7/16"	C	55	60	38	80	24
5505	1-1/2"	C	55	60	38	80	24
5506	1-5/8"	C	55	67	38	80	24
5507	1-3/4"	C	65	73	38	98	38
5536	1-13/16"	C	65	73	38	98	38
5508	1-7/8"	C	65	73	38	98	38
5537	1-15/16"	C	65	73	38	98	38
5509	2"	C	65	79	38	98	38
5568	2-1/8"	C	65	79	38	98	38
5572	2-1/4"	C	65	86	38	106	46
5576	2-3/8"	C	65	86	38	106	46
5580	2-1/2"	C	86	99	38	117	57
5584	2-5/8"	C	86	99	38	117	57
5588	2-3/4"	C	86	99	38	117	57
5596	3"	C	86	111	38	135	75
5600	3-1/8"	C	86	111	38	135	75



A

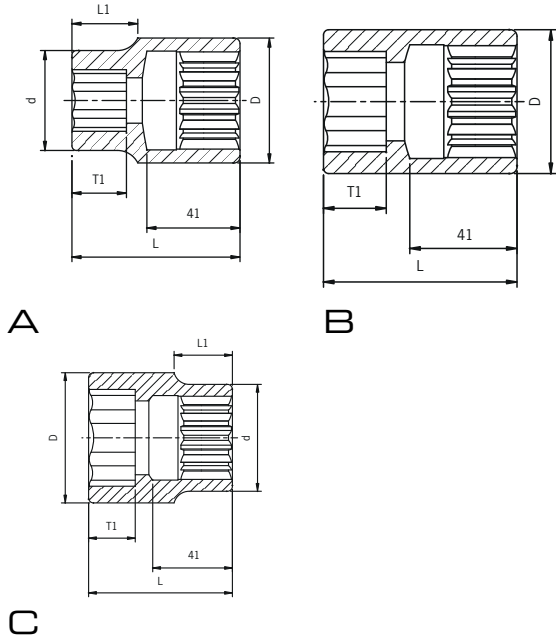
B



C

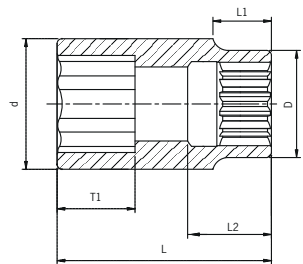
# IMPACT SOCKET SPECIFICATIONS

## # 5 SPLINE STANDARD 6 POINT METRIC



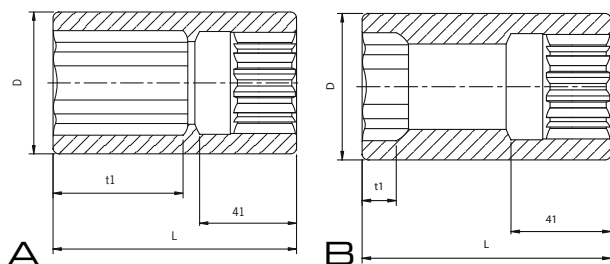
Item	Size	Shape	d	D	L1	L	T1
5522M	22mm	A	55	44	38	80	24
5524M	24mm	A	55	44	38	80	24
5525M	25mm	A	55	60	38	80	24
5527M	27mm	A	65	73	38	98	38
5529M	29mm	A	65	79	38	98	38
5530M	30mm	A	65	79	38	98	38
5532M	32mm	B	65	86	/	106	46
5533M	33mm	B	65	86	/	106	46
5535M	35mm	C	86	99	/	117	57
5538M	38mm	C	86	99	/	117	57
5540M	40mm	C	86	99	/	117	57
5541M	41mm	C	86	111	/	135	75
5546M	46mm	C	86	111	/	135	75

## # 5 SPLINE DEEP 6 POINT SAE



Item	Size	d	D	T1	L1	L2	L
5548D	1-1/2"	60	55	64	38	48	105
5552D	1-5/8"	63	58	40	38	41	110
5556D	1-3/4"	68	60	75	38	41	135

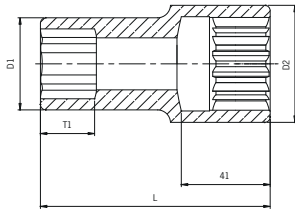
## # 5 SPLINE EXTRA DEEP & CONTROLLED DEPTH SAE



Item	Size	Shape	D	t1	L
5548XDH	1-1/2"	A	60	55	103
5548CDS	1-1/2"	B	60	14	102

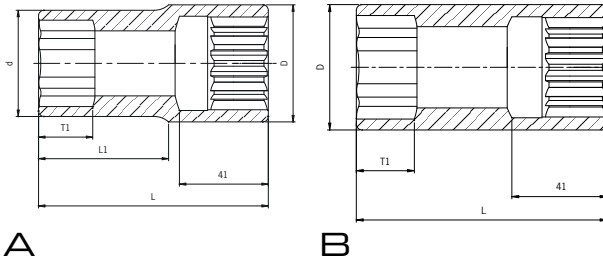
# IMPACT SOCKET SPECIFICATIONS

## # 5 SPLINE THIN-WALL SAE



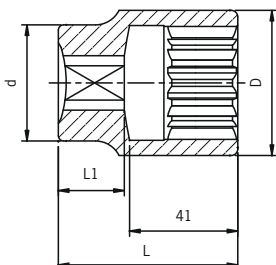
Item	Size	D2	D1	T1	L
5527	1-1/16"	54	42.5	25	106
5528	1-1/8"	54	43	25	106
5529	1-1/4"	54	47	25	106

## # 5 SPLINE DEEP THIN-WALL SAE & METRIC



Item	Size	Shape	d	D	T1	L1	L
5542DT	1-5/16"	A	49	54	25	60	106
5548DT	1-1/2"	B	/	55	25	/	108
5535MDT	35mm	A	51	54	25	60	108
5541MDT	41mm	B	/	57	25	/	108

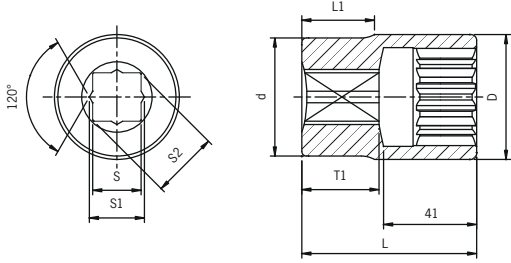
## # 5 SPLINE SQUARE & HEAVY DUTY SQUARE SAE



Item	Size	d	D	L1	L
5532	13/16"	44	55	24	68
5500S	7/8"	44	55	24	80
5510	15/16"	46	55	24	68
5532HDS	13/16"	44	55	23	68

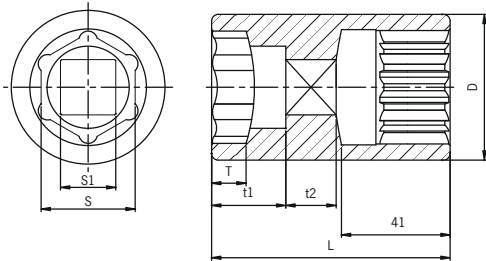
# IMPACT SOCKET SPECIFICATIONS

## # 5 SPLINE DOUBLE SQUARE METRIC



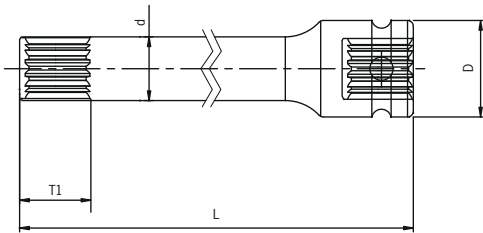
Item	Size	S	S1	S2	d	D	T1	L
5517MSS	17mm	17.25	19.5	24	52	55	24	77
5521MSS	21mm	21.25	24.5	29.5	52	55	24	77

## # 5 SPLINE COMBINATION BUDD WHEEL



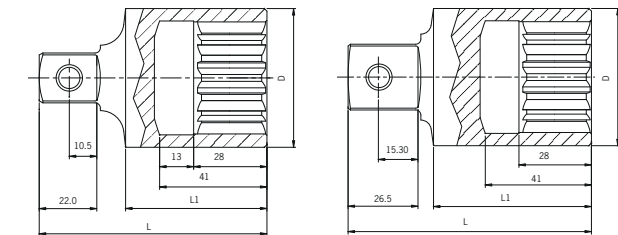
Item	Size	S	S1	D	T	t1	t2	L
5530	1-1/2"x13/16"	38.5	20.8	58	14	40	25	108

## # 5 SPLINE EXTENSIONS



Item	Size	d	D	T1	L
5608	8"	41	53	46	200
5615	15"	41	53	46	380

## # 5 SPLINE ADAPTORS



Item	Size (F)	Size (M)	Shape	D	L1	L
5524	#5 Spline (F)	3/4" (M)	A	53	54	87
5531	#5 Spline (F)	1" (M)	B	53	61	94

A

B

# HAND TOOLS

## GUARANTEED TO PERFORM



Trusted by Professionals  
Since 1977

[www.sunextools.com](http://www.sunextools.com)

 **SUNEX**<sup>®</sup>  
T O O L S

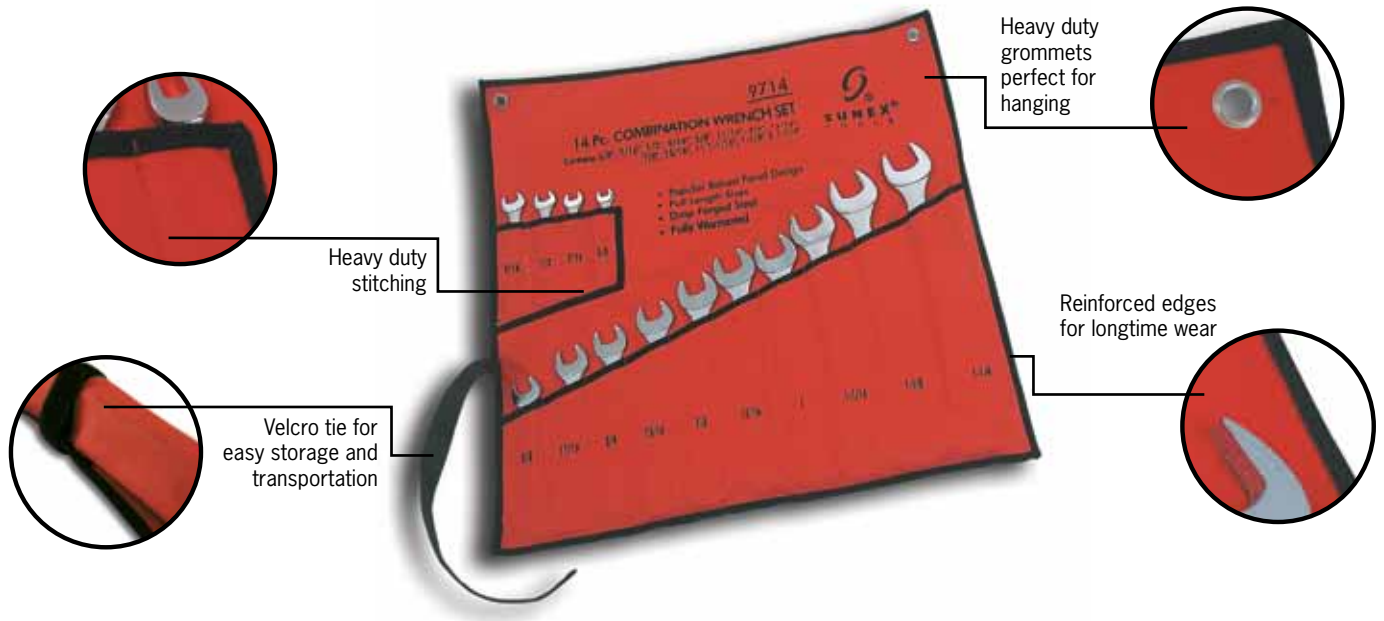
## SUNEX TOOLS® WARRANTY PROGRAM

**Sunex Tools® Sockets, Wrenches, and Screwdrivers:** These products carry a **Lifetime Warranty** - effective for as long as you own the product. Sunex Tools® will repair or replace at our option any part or unit which proves to be defective in material or workmanship.

**Sunex Tools® Torque Wrenches:** These products carry a **90-Day Warranty**. During this warranty period, Sunex Tools® will repair or replace at our option any part or unit which proves to be defective in material or workmanship.

**Please Note:**

**Sunex Tools® Chrome-Vanadium Sockets:** All Sunex Tools® sockets are clearly marked with the material from which they are manufactured. Sockets intended for use with hand operated tools are made from Chrome-Vanadium Alloy Steel. These sockets are not designed for use with impact tools of any kind. Doing so can cause serious injury and/or void the warranty on these sockets.



**4 PIECE SUPER JUMBO SAE COMBINATION WRENCH SET**

- > High density, dropped forged alloy steel
- > Raised panel design
- > Comes with convenient metal clips for storage
- > Available as set or individually



**9604**

SET INCLUDES:

Model	Size	Model	Size
968	2-1/8"	976	2-3/8"
972	2-1/4"	980	2-1/2"



**5 PIECE METRIC COMBINATION WRENCH SET**

- > Raised panel design
- > Made from Chrome-Vanadium alloy steel
- > Comes with convenient metal clips for storage
- > Available as set or individually



**9605M**

SET INCLUDES:

Model	Size	Model	Size
920	20mm	923	23mm
921	21mm	924	24mm
922	22mm		



**6 PIECE COMBINATION METRIC WRENCH SET**

- > Raised panel design
- > Made from Chrome-Vanadium alloy steel
- > Comes with convenient metal clips for storage
- > Available as set or individually



**9606M**

SET INCLUDES:

Model	Size	Model	Size
925	25mm	929	29mm
926	26mm	930	30mm
927	27mm	932	32mm



**7 PIECE JUMBO SAE COMBINATION WRENCH SET**

- > Made from Chrome-Vanadium alloy steel
- > Raised panel design
- > Comes with convenient metal clips for storage
- > Available as set or individually



**9707**

SET INCLUDES:

Model	Size	Model	Size
942	1-5/16"	956	1-3/4"
944	1-3/8"	960	1-7/8"
948	1-1/2"	964	2"
952	1-5/8"		



**7 PIECE JUMBO METRIC WRENCH SET**

- > Made from Chrome-Vanadium alloy steel
- > Raised panel design
- > Comes with convenient metal clips for storage
- > Available as set or individually



**9707M**

SET INCLUDES:

Model	Size	Model	Size
933	33mm	941	41mm
934	34mm	946	46mm
936	36mm	950	50mm
938	38mm		




**14 PIECE SAE COMBINATION WRENCH SET**

- > Raised panel design
- > Made from Chrome-Vanadium alloy steel
- > Canvas pouch included
- > Available as set or individually


**9714**

SET INCLUDES:

Model	Size	Model	Size
712	3/8"	726	13/16"
714	7/16"	728	7/8"
716	1/2"	730	15/16"
718	9/16"	732	1"
720	5/8"	734	1-1/16"
722	11/16"	736	1-1/8"
724	3/4"	740	1-1/4"


**14 PIECE METRIC COMBINATION WRENCH SET**

- > Raised panel design
- > Made from Chrome-Vanadium alloy steel
- > Canvas pouch included
- > Available as set or individually


**9715**

SET INCLUDES:

Model	Size	Model	Size
706M	6mm	713M	13mm
707M	7mm	714M	14mm
708M	8mm	715M	15mm
709M	9mm	716M	16mm
710M	10mm	717M	17mm
711M	11mm	718M	18mm
712M	12mm	719M	19mm


**9 PIECE SAE AND METRIC FLARE NUT WRENCH SET**

- > Both SAE & Metric sizes
- > Fully polished drop forged alloy steel
- > Canvas pouch included
- > Available as set or individually


**9809**

SET INCLUDES:

Model	Size	Model	Size
980901	1/4" x 5/16"	980906	10 x 12mm
980902	3/8" x 7/16"	980907	13 x 14mm
980903	1/2" x 9/16"	980908	15 x 17mm
980904	5/8" x 11/16"	980909	19 x 21mm
980905	8 x 9mm		



**14 PIECE ANGLE HEAD SAE WRENCH SET**

- > Fully polished drop forged alloy steel
- > 15° and 60° angled ends for added convenience
- > Canvas pouch included
- > Available as set or individually



**9914**

SET INCLUDES:

Model	Size	Model	Size
991401	3/8"	991408	13/16"
991402	7/16"	991409	7/8"
991403	1/2"	991410	15/16"
991404	9/16"	991411	1"
991405	5/8"	991412	1-1/16"
991406	11/16"	991413	1-1/8"
991407	3/4"	991414	1-1/4"



**14 PIECE ANGLE HEAD METRIC WRENCH SET**

- > Fully polished drop forged alloyed steel
- > 15° and 60° angled ends for easy access
- > Canvas pouch included
- > Available as set or individually



**9914M**

SET INCLUDES:

Model	Size	Model	Size
991404M	6mm	991408M	13mm
991403M	7mm	991409M	14mm
991402M	8mm	991410M	15mm
991401M	9mm	991411M	16mm
991405M	10mm	991412M	17mm
991406M	11mm	991413M	18mm
991407M	12mm	991414M	19mm



**14 PIECE V-GROOVE SAE COMBINATION WRENCH SET**

- > Fully polished drop forged alloy steel
- > V-groove design reduces wear on fasteners
- > Canvas pouch included
- > Available as set or individually



**9915**

SET INCLUDES:

Model	Size	Model	Size
991512	3/8"	991526	13/16"
991514	7/16"	991528	7/8"
991516	1/2"	991530	15/16"
991518	9/16"	991532	1"
991520	5/8"	991534	1-1/16"
991522	11/16"	991536	1-1/8"
991524	3/4"	991538	1-1/4"


**6 PIECE JUMBO ANGLE HEAD SAE WRENCH SET**

- > High density drop forged alloy steel for strength
- > Raised panel design
- > 15° and 60° angled ends for easy access
- > Comes with convenient metal clips for storage
- > Available as set or individually


**9916**

SET INCLUDES:

Model	Size	Model	Size
991601	1-3/8"	991604	1-3/4"
991602	1-1/2"	991605	1-7/8"
991603	1-5/8"	991606	2"


**12 PIECE V-GROOVE METRIC COMBINATION WRENCH SET**

- > Fully polished drop forged alloy steel
- > V-groove design reduces wear on fasteners
- > Canvas pouch included
- > Available as set or individually



**9917M**

SET INCLUDES:

Model	Size	Model	Size
991708M	8mm	991714M	14mm
991709M	9mm	991715M	15mm
991710M	10mm	991716M	16mm
991711M	11mm	991717M	17mm
991712M	12mm	991718M	18mm
991713M	13mm	991719M	19mm

**25 PIECE METRIC FULLY POLISHED LONG PATTERN MASTER WRENCH SET**

- > Fully polished drop forged alloy steel
- > V-groove design reduces wear on fasteners
- > Canvas pouch included
- > Available as set or individually


**9917MPR**

SET INCLUDES:

Model	Size	Model	Size
991708M	8mm	991821M	21mm
991709M	9mm	991822M	22mm
991710M	10mm	991823M	23mm
991711M	11mm	991824M	24mm
991712M	12mm	991925M	25mm
991713M	13mm	991926M	26mm
991714M	14mm	991927M	27mm
991715M	15mm	991928M	28mm
991716M	16mm	991929M	29mm
991717M	17mm	991930M	30mm
991718M	18mm	991931M	31mm
991719M	19mm	991932M	32mm
991820M	20mm		



**5 PIECE V-GROOVE METRIC COMBINATION WRENCH SET**

- > Fully polished drop forged alloy steel
- > V-groove design reduces wear on fasteners
- > Canvas pouch included
- > Available as set or individually



**9918M**

SET INCLUDES:

Model	Size	Model	Size
991820M	20mm	991823M	23mm
991821M	21mm	991824M	24mm
991822M	22mm		



**8 PIECE METRIC V-GROOVE COMBINATION WRENCH SET**

- > Fully polished drop forged alloy steel
- > V-Groove design reduces wear on fasteners
- > Canvas pouch included
- > Available as set or individually



**9919M**

SET INCLUDES:

Model	Size	Model	Size
991925M	25mm	991929M	29mm
991926M	26mm	991930M	30mm
991927M	27mm	991931M	31mm
991928M	28mm	991932M	32mm



**13 PIECE SAE V-GROOVE COMBINATION RATCHETING WRENCH SET**

- > Universal spline designed to accommodate 6 pt., 12 pt., Spline, Rounded Hex, E-Star, and Square fasteners
- > 72 fine teeth provide best in class swivel arc in confined spaces
- > V-Groove spanner provides non-slip grip of fastener "flats" - reducing spanner spread over time and wear on fasteners
- > Forged from Chrome-Vanadium alloy steel
- > Packaged in a toolbox ready storage tray
- > Available as set or individually



**9922**

SET INCLUDES:

Model	Size	Model	Size
992208	1/4"	992222	11/16"
992210	5/16"	992224	3/4"
992212	3/8"	992226	13/16"
992214	7/16"	992228	7/8"
992216	1/2"	992230	15/16"
992218	9/16"	992232	1"
992220	5/8"		



### 12 PIECE METRIC V-GROOVE COMBINATION RATCHETING WRENCH SET

- > Universal spline designed to accommodate 6 pt., 12 pt., Spline, Rounded Hex, E-Star, and Square fasteners
- > 72 fine teeth provide best in class swivel arc in confined spaces
- > V-Groove spanner provides non-slip grip of fastener "flats" - reducing spanner spread over time and wear on fasteners
- > Forged from Chrome-Vanadium alloy steel
- > Packaged in a toolbox ready storage tray
- > Available as set or individually



9922M			
SET INCLUDES:			
Model	Size	Model	Size
99228M	8mm	992214M	14mm
99229M	9mm	992215M	15mm
992210M	10mm	992216M	16mm
992211M	11mm	992217M	17mm
992212M	12mm	992218M	18mm
992213M	13mm	992219M	19mm



### 4 PIECE SAE EXTRA LONG DOUBLE BOX FLEX HEAD RATCHETING WRENCH SET

- > Universal spline designed to accommodate 6 pt., 12 pt., Spline, Rounded Hex, E-Star, and Square fasteners
- > 72 fine teeth provide best in class swivel arc in confined spaces
- > Precision flex head tolerances provide unmatched head stability
- > Extended length provides added reach for recessed fasteners
- > Forged from Chrome-Vanadium alloy steel
- > Packaged in a toolbox ready storage tray
- > Available as set or individually



9923	
SET INCLUDES:	
Model	Size
992312	5/16" x 3/8"
992316	7/16" x 1/2"
992320	9/16" x 5/8"
992324	11/16" x 3/4"



### 6 PIECE METRIC EXTRA LONG DOUBLE BOX FLEX HEAD RATCHETING WRENCH SET

- > Universal spline designed to accommodate 6 pt., 12 pt., Spline, Rounded Hex, E-Star, and Square fasteners
- > 72 fine teeth provide best in class swivel arc in confined spaces
- > Precision flex head tolerances provide unmatched head stability
- > Extended length provides added reach for recessed fasteners
- > Forged from Chrome-Vanadium alloy steel
- > Packaged in a toolbox ready storage tray
- > Available as set or individually



9923M	
SET INCLUDES:	
Model	Size
992389M	8mm x 9mm
992301M	10mm x 11mm
992323M	12mm x 13mm
992345M	14mm x 15mm
992368M	16mm x 18mm
992379M	17mm x 19mm



**8 PIECE SAE STUBBY FLEX HEAD COMBINATION RATCHETING WRENCH SET**

- > Universal spline designed to accommodate 6 pt., 12 pt., Spline, Rounded Hex, E-Star, and Square fasteners
- > 72 fine teeth provide best in class swivel arc in confined spaces
- > Precision flex head tolerances provide unmatched head stability
- > Stubby length allows access into tight areas
- > Forged from Chrome-Vanadium alloy steel
- > Packaged in a toolbox ready storage tray
- > Available as set or individually



**9925**

SET INCLUDES:

Model	Size	Model	Size
992510	5/16"	992518	9/16"
992512	3/8"	992520	5/8"
992514	7/16"	992522	11/16"
992516	1/2"	992524	3/4"



**8 PIECE METRIC STUBBY FLEX HEAD COMBINATION RATCHETING WRENCH SET**

- > Universal spline designed to accommodate 6 pt., 12 pt., Spline, Rounded Hex, E-Star, and Square fasteners
- > 72 fine teeth provide best in class swivel arc in confined spaces
- > Precision flex head tolerances provide unmatched head stability
- > Stubby length allows access into tight areas
- > Forged from Chrome-Vanadium alloy steel
- > Packaged in a toolbox ready storage tray
- > Available as set or individually



**9925M**

SET INCLUDES:

Model	Size	Model	Size
992510M	10mm	992518M	15mm
992512M	12mm	992520M	17mm
992514M	13mm	992522M	18mm
992516M	14mm	992524M	19mm



**6 PIECE JUMBO ANGLE HEAD METRIC WRENCH SET**

- > Fully polished drop forged alloy steel
- > 15° and 60° angled ends for easy access
- > Canvas pouch included
- > Available as set or individually



**9926**

SET INCLUDES:

Model	Size	Model	Size
991420M	20mm	991423M	23mm
991421M	21mm	991424M	24mm
991422M	22mm	991425M	25mm


**7 PIECE JUMBO ANGLE HEAD METRIC WRENCH SET**

- > 15° and 60° angled ends for easy access
- > Fully polished drop forged alloy steel
- > Canvas pouch included
- > Available as set or individually


**9927**

SET INCLUDES:

Model	Size	Model	Size
991426M	26mm	991430M	30mm
991427M	27mm	991431M	31mm
991428M	28mm	991432M	32mm
991429M	29mm		


**11 PIECE SAE STUBBY COMBINATION WRENCH SET**

- > Compact design for maximum access in confined areas
- > Fully polished drop forged alloy steel
- > Canvas pouch included
- > Available as set or individually


**9930**

SET INCLUDES:

Model	Size	Model	Size
993012	3/8"	993024	3/4"
993014	7/16"	993026	13/16"
993016	1/2"	993028	7/8"
993018	9/16"	993030	15/16"
993020	5/8"	993032	1"
993022	11/16"		


**10 PIECE METRIC STUBBY COMBINATION WRENCH SET**

- > Compact design for maximum access in confined areas
- > Fully polished drop forged alloy steel
- > Canvas pouch included
- > Available as set or individually


**9930M**

SET INCLUDES:

Model	Size	Model	Size
993010M	10mm	993015M	15mm
993011M	11mm	993016M	16mm
993012M	12mm	993017M	17mm
993013M	13mm	993018M	18mm
993014M	14mm	993019M	19mm



**13 PIECE SAE V-GROOVE FLEX HEAD COMBINATION RATCHETING WRENCH SET**

- > Universal spline designed to accommodate 6 pt., 12 pt., Spline, Rounded Hex, E-Star, and Square fasteners
- > 72 fine teeth provide best in class swivel arc in confined spaces
- > V-Groove spanner provides non-slip grip of fastener "flats" - reducing spanner spread over time and wear on fasteners
- > Precision flex head tolerances provide unmatched head stability
- > Forged from Chrome-Vanadium alloy steel
- > Packaged in a toolbox ready storage tray
- > Available as set or individually



**9931**

SET INCLUDES:

Model	Size	Model	Size
993108	1/4"	993122	11/16"
993110	5/16"	993124	3/4"
993112	3/8"	993126	13/16"
993114	7/16"	993128	7/8"
993116	1/2"	993130	15/16"
993118	9/16"	993132	1"
993120	5/8"		



**12 PIECE METRIC V-GROOVE FLEX HEAD COMBINATION RATCHETING WRENCH SET**

- > Universal spline designed to accommodate 6 pt., 12 pt., Spline, Rounded Hex, E-Star, and Square fasteners
- > 72 fine teeth provide best in class swivel arc in confined spaces
- > V-Groove spanner provides non-slip grip of fastener "flats" - reducing spanner spread over time and wear on fasteners
- > Precision flex head tolerances provide unmatched head stability
- > Forged from Chrome-Vanadium alloy steel
- > Packaged in a toolbox ready storage tray
- > Available as set or individually



**9931M**

SET INCLUDES:

Model	Size	Model	Size
99318M	8mm	993114M	14mm
99319M	9mm	993115M	15mm
993110M	10mm	993116M	16mm
993111M	11mm	993117M	17mm
993112M	12mm	993118M	18mm
993113M	13mm	993119M	19mm



**5 PIECE SAE HALF MOON WRENCH SET**

- > Curved design for maximum access in confined areas
- > Fully polished drop forged alloy steel
- > Canvas pouch included
- > Available as set or individually



**9935**

SET INCLUDES:

Model	Size
993501	5/16" x 3/8"
993502	7/16" x 1/2"
993503	9/16" x 5/8"
993504	11/16" x 3/4"
993505	13/16" x 7/8"




**5 PIECE METRIC  
HALF MOON  
WRENCH SET**

- > Curved design for maximum access in confined areas
- > Fully polished drop forged alloy steel
- > Canvas pouch included
- > Available as set or individually


**9935M**

SET INCLUDES:

Model	Size
993501M	8mm x 10mm
993502M	11mm x 13mm
993503M	14mm x 15mm
993504M	17mm x 19mm
993505M	21mm x 22mm


**8 PIECE SAE STUBBY  
COMBINATION RATCHETING  
WRENCH SET**

- > Universal spline designed to accommodate 6 pt., 12 pt., Spline, Rounded Hex, E-Star, and Square fasteners
- > 72 fine teeth provide best in class swivel arc in confined spaces
- > Stubby length allows access into tight areas
- > Forged from Chrome-Vanadium alloy steel
- > Packaged in a toolbox ready storage tray
- > Available as set or individually


**9936**

SET INCLUDES:

Model	Size	Model	Size
993610	5/16"	993618	9/16"
993612	3/8"	993620	5/8"
993614	7/16"	993622	11/16"
993616	1/2"	993624	3/4"


**8 PIECE METRIC STUBBY  
COMBINATION RATCHETING  
WRENCH SET**

- > Universal spline designed to accommodate 6 pt., 12 pt., Spline, Rounded Hex, E-Star, and Square fasteners
- > 72 fine teeth provide best in class swivel arc in confined spaces
- > Stubby length allows access into tight areas
- > Forged from Chrome-Vanadium alloy steel
- > Packaged in a toolbox ready storage tray
- > Available as set or individually


**9936M**

SET INCLUDES:

Model	Size	Model	Size
993610M	10mm	993618M	15mm
993612M	12mm	993620M	17mm
993614M	13mm	993622M	18mm
993616M	14mm	993624M	19mm



**5 PIECE SAE  
S-STYLE  
WRENCH SET**

- > Curved design for maximum access in confined areas
- > Fully polished drop forged alloy steel
- > Canvas pouch included
- > Available as set or individually



**9940**

SET INCLUDES:

Model	Size
994001	5/16" x 3/8"
994002	7/16" x 1/2"
994003	9/16" x 19/32"
994004	5/8" x 11/16"
994005	11/16" x 3/4"



**5 PIECE METRIC  
S-STYLE  
WRENCH SET**

- > Curved design for maximum access in confined areas
- > Fully polished drop forged alloy steel
- > Canvas pouch included
- > Available as set or individually



**9940M**

SET INCLUDES:

Model	Size
994000M	10mm x 11mm
994002M	12mm x 13mm
994003M	14mm x 15mm
994004M	16mm x 17mm
994005M	18mm x 19mm



**5 PIECE SAE  
10 DEGREE OFFSET  
WRENCH SET**

- > Fully polished drop forged alloy steel
- > Available as set or individually
- > Canvas pouch included



**9945**

SET INCLUDES:

Model	Size
994501	3/8" x 7/16"
994502	1/2" x 9/16"
994503	5/8" x 11/16"
994504	3/4" x 13/16"
994505	7/8" x 1"


**5 PIECE METRIC  
10 DEGREE OFFSET  
WRENCH SET**

- > Fully polished drop forged alloy steel
- > Canvas pouch included
- > Available as set or individually


**9945M**

SET INCLUDES:

Model	Size
994501M	10mm x 11mm
994502M	12mm x 14mm
994503M	13mm x 15mm
994504M	16mm x 18mm
994505M	17mm x 19mm


**5 PIECE SAE  
DOUBLE BOX  
WRENCH SET**

- > Fully polished drop forged alloy steel
- > Canvas pouch included
- > Available as set or individually


**9950**

SET INCLUDES:

Model	Size
995001	3/8" x 7/16"
995002	1/2" x 9/16"
995003	5/8" x 11/16"
995004	3/4" x 13/16"
995005	7/8" x 15/16"


**5 PIECE METRIC  
DOUBLE BOX  
WRENCH SET**

- > Fully polished drop forged alloy steel
- > Canvas pouch included
- > Available as set or individually


**9950M**

SET INCLUDES:

Model	Size
995001M	10mm x 11mm
995002M	12mm x 14mm
995003M	13mm x 15mm
995004M	16mm x 18mm
995005M	17mm x 19mm


**2 PIECE 1/4" AND 3/8" DRIVE  
ADJUSTABLE T-HANDLE  
SPEED WRENCH SET**

- > T-Handle design provides maximum torque without power tools
- > Features an anodized adjustable speed grip with four positions for great control on any application
- > Ergonomic handle provides ultimate comfort and control

**9727**

# CROWFOOT WRENCHES



## 8 PIECE SAE FLARE NUT CROWFOOT WRENCH SET

- > 3/8" Drive
- > Fully polished drop forged alloy steel
- > Mounted on a convenient storage rail
- > Also available individually



### 9708

SET INCLUDES:

Model	Size	Model	Size
970802	3/8"	970810	5/8"
970804	7/16"	970812	11/16"
970806	1/2"	970814	3/4"
970808	9/16"	970818	7/8"



## 10 PIECE METRIC FLARE NUT CROWFOOT WRENCH SET

- > 3/8" Drive
- > Fully polished drop forged alloy steel
- > Mounted on a convenient storage rail
- > Also available individually



### 9710M

SET INCLUDES:

Model	Size	Model	Size
971010	10mm	971015	15mm
971011	11mm	971016	16mm
971012	12mm	971017	17mm
971013	13mm	971018	18mm
971014	14mm	971019	19mm



## 7 PIECE SAE JUMBO STRAIGHT CROWFOOT WRENCH SET

- > 1/2" Drive
- > Fully polished drop forged alloy steel
- > Blow molded storage tray
- > Also available individually



### 9720

SET INCLUDES:

Model	Size	Model	Size
97732	1"	97740	1-1/4"
97734	1-1/16"	97744	1-1/2"
97736	1-1/8"	97760	1-3/8"
97738	1-3/16"		

Sizes below not in set - sold individually:

Model	Size
97730	15/16"
97741	1-5/16"
97742	1-7/16"

## CROWFOOT WRENCHES



### 6 PIECE SAE JUMBO CROWFOOT WRENCH SET

- > 1/2" Drive
- > Fully polished drop forged alloy steel
- > Blow molded storage tray
- > Also available individually



#### 9722

SET INCLUDES:

Model	Size	Model	Size
97746	1-5/8"	97752	2"
97748	1-3/4"	97754	2-1/8"
97750	1-7/8"	97756	2-1/4"



### 8 PIECE METRIC STRAIGHT CROWFOOT WRENCH SET

- > 1/2" Drive
- > Fully polished drop forged alloy steel
- > Mounted on storage rail for convenience
- > Also available individually



#### 9730

SET INCLUDES:

Model	Size	Model	Size
97324	24mm	97328	28mm
97325	25mm	97329	29mm
97326	26mm	97330	30mm
97327	27mm	97332	32mm



### 7 PIECE METRIC JUMBO STRAIGHT CROWFOOT WRENCH SET

- > 1/2" Drive
- > Fully polished drop forged alloy steel
- > Mounted on a convenient storage rail
- > Also available individually



#### 9740

SET INCLUDES:

Model	Size	Model	Size
97434	34mm	97441	41mm
97435	35mm	97442	42mm
97436	36mm	97446	46mm
97438	38mm		



**10 PIECE  
SNAP RING PLIERS SET**

- > For use with both internal and external snap rings
- > Made of heat treated CR-MO steel for strength and durability
- > Insulated vinyl grips for comfort and control
- > Convenient blow molded storage case
- > Available as set or individually

<b>3007</b>		
SET INCLUDES:		
Model	Size	
30070	5.5" Angled pliers with .038" Tip	
30071	6" Angled pliers with .038" Tip	
30072	5.5" Angled pliers with .047" Tip	
30073	6" Straight pliers with .047" Tip	
30074	7.5" Angled pliers with .070" Tip	
30075	8" Angled pliers with .070" Tip	
30076	8.5" Angled pliers with .090" Tip	
30077	9" Straight pliers with .090" Tip	
30078	5" Hook tool	
30079	5" Pick tool	



**5 PIECE  
MULTI-PURPOSE PLIERS SET**

- > Induction hardened cutting edges
- > Cushioned grip for comfort
- > Made of carbon steel
- > Canvas pouch included
- > Available as set or individually

<b>3041</b>		
SET INCLUDES:		
Model	Size	
30411	10" Water Pump Pliers, Groove Joint	
30412	7" Diagonal Cutter	
30413	8" Long Nose Pliers	
30414	8" Slip Joint Pliers	
30415	8" Linesman Pliers	



**3 PIECE  
BOX JOINT PLIERS SET**

- > Cushioned grip for comfort
- > Made of carbon steel
- > Canvas pouch included
- > Available as set or individually

<b>3042</b>		
SET INCLUDES:		
Model	Size	
30428	8" Box Joint Pliers	
304210	10" Box Joint Pliers	
304212	12" Box Joint Pliers	



**4 PIECE 11"  
NEEDLE NOSE PLIERS SET**

- > Pliers with straight, 20°, 45° and 90° angled noses
- > Heat treated forged alloy steel for strength and performance
- > Extra long design for access into limited clearance areas
- > Soft comfort grip handles
- > Heavy duty canvas pouch for convenient storage
- > Available as set or individually

<b>3600</b>		
SET INCLUDES:		
Model	Size	
3601	90° Angled Pliers	
3602	45° Angled Pliers	
3603	Straight Pliers	
3604	20° Angled Pliers	


**3 PIECE 11" HOSE GRIPPER PLIERS SET**

- > Extra long for access into limited clearance areas
- > Soft comfort grip handles
- > Heat treated forged alloy steel for strength and performance
- > Heavy duty canvas pouch for convenient storage
- > Available as set or individually

**3703**

SET INCLUDES:

Model	Size
3707	5/16" Hose gripper
3708	1/2" Hose gripper
3709	3/4" Hose gripper


**3 PIECE 11" SPECIALTY PLIERS SET**

- > Soft comfort grip handles
- > Heat treated forged alloy steel for strength and performance
- > Extra long for access into limited clearance areas
- > Heavy duty canvas pouch for convenient storage
- > Available as set or individually

**3704**

SET INCLUDES:

Model	Size
3710	Diagonal cutter
3711	3/8"-3/4" Slip joint hose gripper
3712	3/4"-1-1/4" Slip joint hose gripper


**3 PIECE 16" HOSE GRIPPER PLIERS SET**

- > Extra long for access into limited clearance areas
- > Soft comfort grip handles
- > Heat treated forged alloy steel for strength and performance
- > Heavy duty canvas pouch for convenient storage
- > Available as set or individually

**3705**

SET INCLUDES:

Model	Size
3713	5/16" Hose gripper
3714	1/2" Hose gripper
3715	3/4" Hose gripper


**4 PIECE 16" NEEDLE NOSE PLIERS SET**

- > Pliers with straight, 20°, 45° and 90° angled noses
- > Heat treated forged alloy steel for strength and performance
- > Extra long design for access into limited clearance areas
- > Soft comfort grip handles
- > Heavy duty canvas pouch for convenient storage
- > Available as set or individually

**3706**

SET INCLUDES:

Model	Size
3716	90° Angled plier
3717	45° Angled plier
3718	Straight plier
3719	20° Angled plier

## PLIERS / SCREWDRIVERS



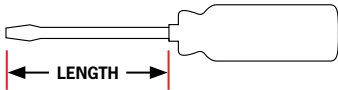
### LOCKING FLEXIBLE HOSE CLAMP PLIERS

- > 24" flexible neck cable for hard to reach areas
- > Clamps lock in open position
- > Removes plastic and metal self-tightening (11/16" - 2-1/2" diameter) hose clamps
- > Extended clamp on allows for added extension
- > Lifetime warranty (does not include cable and spring)

**3720**

### 8 PIECE SCREWDRIVER SET

- > Includes 5 slotted and 3 Phillips head screwdrivers
- > Heat treated Chrome-Vanadium shafts
- > Vapor blasted magnetic tips
- > Hex bolster on most sizes for maximum torque



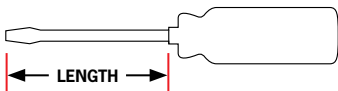
**9800**

SET INCLUDES:

Model	Size
98001	3/8" x 8"
98002	5/16" x 6"
98003	1/4" x 4"
98004	3/16" x 3"
98005	1/4" x 1-1/2"
98006	#2 Phillips x 4"
98007	#1 Phillips x 3"
98008	#2 Phillips x 1-1/2"

### 8 PIECE SCREWDRIVER SET

- > Includes 5 slotted and 3 Phillips head screwdrivers
- > Heat treated Chrome-Vanadium shafts
- > Vapor blasted magnetic tips
- > Hex bolster on most sizes for maximum torque



**9806**

SET INCLUDES:

Model	Size
98061	3/8" x 8"
98062	5/16" x 6"
98063	1/4" x 4"
98064	3/16" x 3"
98065	1/4" x 1-1/2"
98066	#2 Phillips x 4"
98067	#1 Phillips x 3"
98068	#2 Phillips x 1-1/2"



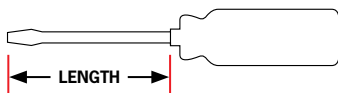


## 22 PIECE SCREWDRIVER SET

**9822**

- > Heat treated Chrome-Vanadium shafts
- > Vapor blasted magnetic tips
- > Assorted handle colors provide easy identification
- > Includes:
  - 9 Slotted screwdrivers
  - 5 Phillips
  - 5 Star bit
  - 3 Specialty screwdrivers

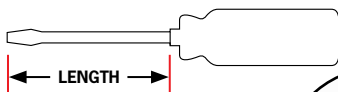
## INDIVIDUAL SCREWDRIVERS



Model #	Size	Model #	Size
Green Handle		98241	Tack Puller
98221	3/8" x 10" Slotted	98242	Scratch Awl
98222	5/16" x 8" Slotted	98243	5/32" x 4" w/screw holder
98223	1/8" x 3" Slotted	99026	4" x #2 Phillips
98225	5/32" x 4" Slotted	99067	3" x #1 Phillips
98226	3/16" x 4" Slotted	99068	1/4" x 1-1/2" #2 Stubby Phillips
98227	3/16" x 6" Slotted	Orange Handle	
98229	1/4" x 6" Slotted	98231	T30
98025	1/4" x 1-1/2" Stubby Slotted	98232	T10
98023	1/4" x 4" Slotted	98233	T15
Black Handle		98234	T20
98236	3" x #0 Phillips	98235	T25
98240	6" x #3 Phillips		

## 10 PIECE PROFESSIONAL SCREWDRIVER AND MINI PICK SET

- > Ergonomic handle
- > Heat treated Chrome-Vanadium shafts
- > Vapor blasted magnetic tips
- > Hex bolster on most sizes for maximum torque



**9830**

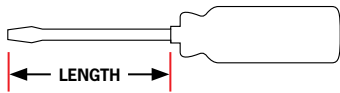
SET INCLUDES:

983001	#1 Phillips x 3"
983002	#2 Phillips x 1-1/2"
983003	#2 Phillips x 4"
983004	3/16"x3" Slotted
983005	1/4"x1-1/2" Slotted
983006	1/4"x4" Slotted
983007	5/16"x6" Slotted
983008	3/8"x8" Slotted
983009	Mini Hook
983010	Mini Pick

## SCREWDRIVER / NUT DRIVERS

### 12 PIECE PROFESSIONAL ALL PURPOSE SCREWDRIVER SET

- > Ergonomic handle
- > Heat treated Chrome-Vanadium shafts
- > Vapor blasted magnetic tips
- > Hex bolster on most sizes for maximum torque



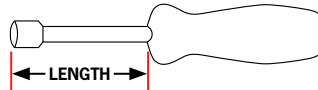
#### 9831

SET INCLUDES:

983101	#1 Phillips x 3"
983102	#2 Phillips x 1-1/2"
983103	#2 Phillips x 4"
983104	3/16"x3" Slotted
983105	1/4"x1-1/2" Slotted
983106	1/4"x4" Slotted
983107	5/16"x6" Slotted
983108	3/8"x8" Slotted
983109	2.0 x 50mm Slotted Precision
983110	3.0 x 50mm Slotted Precision
983111	#0 (3.0) x 50mm Phillips Precision
983112	#1 (4.0) x 50mm Phillips Precision

### 7 PIECE SAE NUT DRIVER SET

- > Ergonomic handle
- > Heat treated Chrome-Vanadium shafts
- > Hex bolstered shafts for maximum torque
- > Hollow shafts allow for deep applications



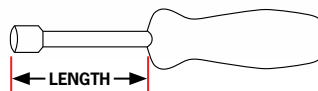
#### 9832

SET INCLUDES:

983201	3/16" x 4"
983202	1/4" x 4"
983203	5/16" x 4"
983204	11/32" x 4"
983205	3/8" x 4"
983206	7/16" x 4"
983207	1/2" x 4"

### 7 PIECE METRIC NUT DRIVER SET

- > Ergonomic handle
- > Heat treated Chrome-Vanadium shafts
- > Hex bolstered shafts for maximum torque
- > Hollow shafts allow for deep applications



#### 9832M

SET INCLUDES:

983201M	5mm x 4"
983202M	6mm x 4"
983203M	7mm x 4"
983204M	8mm x 4"
983205M	9mm x 4"
983206M	10mm x 4"
983207M	11mm x 4"

## 8 PIECE PROFESSIONAL PICK SET

- > Ergonomic handle
- > Heat treated Chrome-Vanadium shafts



9835	
SET INCLUDES:	
983501	10" Scratch Awl
983502	10" 90° Hook
983503	10" Round Hook
983504	10" Double Angle Hook
983505	4" Scratch Awl
983506	4" 90° Hook
983507	4" Round Hook
983508	4" Double Angle Hook

## 4 PIECE PRY BAR SET

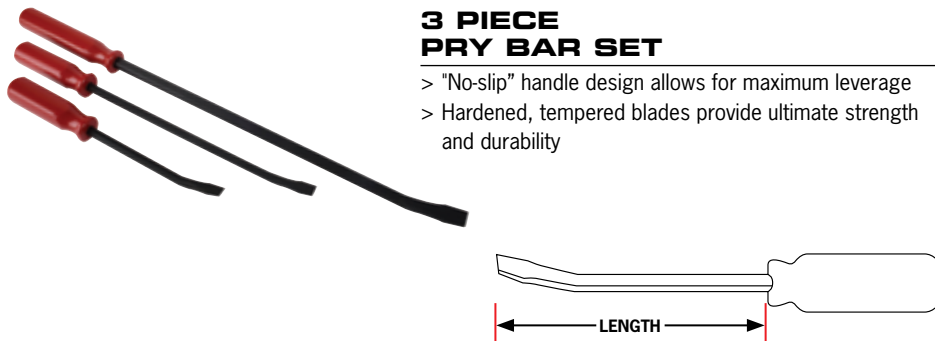
- > Made of heat treated alloy steel
- > Heat resistant comfort grip handle
- > Ground and polished pry bar blade edges



9704	
SET INCLUDES:	
Model	Size
9704-8	8" Pry Bar
9704-12	12" Pry Bar
9704-18	18" Pry Bar
9704-24	24" Pry Bar

## 3 PIECE PRY BAR SET


- > "No-slip" handle design allows for maximum leverage
- > Hardened, tempered blades provide ultimate strength and durability




9803	
SET INCLUDES:	
9812	12" Pry Bar
9817	17" Pry Bar
9825	25" Pry Bar

## INDIVIDUAL PRY BARS

- > "No-slip" handle design allows for maximum leverage
- > Hardened, tempered blades provide ultimate strength and durability



MODEL	DESCRIPTION
9812	12" Pry Bar
9817	17" Pry Bar
9825	25" Pry Bar
9833	31" Pry Bar
9837	37" Pry Bar



**4 PIECE  
PRY BAR SET**

- > Hook & point design
- > Made of Chrome-Vanadium steel
- > Machined and hardened tips

**9804**

SET INCLUDES:

Model	Size
9804-6	6"
9804-12	12"
9804-16	16"
9804-20	20"



**22" TO 32"  
EXTENDABLE PRYBAR**

- > Extends from 22" to 32"
- > Patented interlock system with 20° offset head for leverage
- > Pointed chisel on handle end for alignment
- > High durability Chrome-Vanadium construction

**9805**



**35" TO 52.5"  
EXTENDABLE PRYBAR**

- > Extends from 35" to 52.5"
- > Patented interlock system with 20° offset head for leverage
- > Pointed chisel on handle end for alignment
- > High durability Chrome-Vanadium construction

**9810**



**16"  
INDEXING PRYBAR**

- > Indexing head locks in five positions: 80°, 105°, 130°, 155°, and straight
- > Spring loaded release mechanism makes changing head positions effortless
- > Exceeds ANSI specifications for strength

**9816**



**20"  
INDEXING PRYBAR**

- > Indexing head locks in five positions: 80°, 105°, 130°, 155°, and straight
- > Spring loaded release mechanism makes changing head positions effortless
- > Exceeds ANSI specifications for strength

**9818**

**1/4", 3/8", & 1/2" DRIVE 8 PIECE ANTENNA AND MIRROR MAINTENANCE SOCKET SET**

MERCEDES, BMW, VW, GM, AUDI, FORD, HONDA, SUBARU, MAZDA, NISSAN, MITSUBISHI, TOYOTA, LAND ROVER



- > Forged from CR-V alloy steel for maximum strength
- > Heavy duty blow molded storage case

⚠ WARNING: Use of these sockets with an impact tool can cause serious injury.


**3921**
**1/4", 3/8", & 1/2" DRIVE INDIVIDUAL ANTENNA & MIRROR MAINTENANCE SOCKETS**

⚠ WARNING: Use of these sockets with an impact tool can cause serious injury.

Model #	Type
392101	Remote Control Mirror Socket (Two-Prong) Hollow socket clears adjustment lever - 3/8" sq. dr. - services many Ford and VW vehicles
392102	Radio Trim Nut Socket (Two-Prong) Hollow socket clears adjustment lever - 1/4" sq. dr. - services some GM and Ford cars
392103	Antenna Nut Socket (Three-Prong) 11/16" external hex, 1-1/2" long - services 1987- current Chrysler vehicles
392104	Antenna Nut Socket (Two-Prong) 11/16" external hex - services 1989-90 Ford Probe, 1989-90 Mazda RX7, and 926 Nissan Stanza and Maxima
392105	Antenna Nut Socket (Four-Prong) 11/16" external hex - services 1985-1990 Ford Taurus and Mercury Sable, 1990 Lincoln Mark V
392106	Power Antenna Nut Socket (Four-Prong) 11/16" external hex, 44.5mm long - services 1977- current GM vehicles
392107	Antenna Nut Socket (Four-Prong) 11/16" external hex - services GMC 400 Pickups C and K, 1989 Lincoln Town Car and Continental, 1990 Toyota Camry and Celica, Chrysler, Mitsubishi Eclipse, Galant, and Sigma
392108	Ball Joint Socket (Four-Prong) 1/2" sq. dr. - for use on 4-5 B axles such as found on Dodge, Ford, Chevrolet, GMC, and international four wheel drive trucks - adjusts the sleeve in the top of the yoke on the front suspension


**3/8" DRIVE 4 PIECE SAE UNIVERSAL SPARK PLUG SOCKET SET 8844**

- > All four sized spark plug sockets in one convenient set
- > Fully polished Chrome-Vanadium alloy steel for durability
- > Universal joint design for easy access in confined areas
- > Rubber buffer hold spark plug securely during installation and removal
- > Includes new 9/16" size
- > Convenient blow molded storage case


**INCLUDES:**

Model:	Size:
8844-9/16	9/16"
8844-5/8	5/8"
8844-3/4	3/4"
8844-13/16	13/16"



**3/8" DRIVE 7 PIECE 2-1/2" & 6" LENGTHS  
SPARK PLUG MASTER SOCKET SET  
FOR USE ON MOST VEHICLES**

**8845**

- > Forged from CR-V alloy steel for maximum strength
- > Heavy duty blow molded storage case
- > For easy removal and installation of spark plug sizes common to most vehicles. The spark plug socket is a standard deep socket with a small rubber buffer inside of it, intended to grab on to the terminal and hold the plug inside of the socket while it is maneuvered into position

(Includes three extra deep spark plugs sockets and one thin wall spark plug socket for hard to reach plugs - for use with 3/8" drive ratchets)

⚠ **WARNING:** Use of these sockets with an impact tool can cause serious injury.



**3/8" DRIVE INDIVIDUAL  
SPARK PLUG SOCKETS**

⚠ **WARNING:** Use of these sockets with an impact tool can cause serious injury.

Model #	Length	Type / Application
884501	2-1/2"	9/16" Spark Plug Socket - Various foreign and domestic models
884502	2-1/2"	5/8" Spark Plug Socket - Various foreign and domestic models
884503	2-1/2"	13/16" Spark Plug Socket - Various foreign and domestic models
884504	2-1/2"	16mm Thin Wall Spark Plug Socket - Honda/Acura and Toyota
884505	6"	9/16" Extra Deep Spark Plug Socket - Various foreign and domestic models
884506	6"	5/8" Extra Deep Spark Plug Socket - Various foreign and domestic models
884507	6"	13/16" Extra Deep Spark Plug Socket - Various foreign and domestic models



⚠ **WARNING:** Use of these sockets with an impact tool can cause serious injury.

**1/4" DRIVE 13 PIECE UNIVERSAL  
SPLINE SOCKET SET WITH MINI  
FLEX-HEAD RATCHET**

**9723**

- > Universal spline sockets can be used to turn Universal spline, 6 pt., 12 pt., star, square, and rounded hexagonal fasteners
- > 72 fine tooth mini flex-head ratchet provides swivel arc of only 5° at every ratchet head angle from 90° to 180°
- > Precise ratchet head flex tolerances, designed to keep head in desired position during use
- > Push button mechanism locks socket onto ratchet during use and provides easy release when job is completed
- > 1/4" Hex shank to 1/4" Drive socket adapter included, allowing use of sockets with cordless drills and screwdrivers

SET INCLUDES 11 1/4" DRIVE  
SPLINE SOCKETS:

4mm	4.5mm	5mm
5.5mm	6mm	7mm
8mm	9mm	10mm
11mm	12mm	

SET INCLUDES:

1/4" Hex shank to 1/4" drive adapter  
Mini flex-head ratchet

## 24 PIECE RIBE BIT SET



### 3/8" & 1/2" DRIVE INDIVIDUAL RIBE BIT SOCKETS

- > Bits made from industrial S2 steel
- > M4 - M14 Bit sizes in both 30mm and 75mm lengths
- > 3/8" Dr. and 1/2" Dr. bit holders included
- > Ideal for late model German engineered vehicles for cylinder head, headlight, and transmission fill plug applications

⚠ WARNING: Use of these sockets with an impact tool can cause serious injury.

## 9724

SET INCLUDES:

3/8" Dr. Bit Holder (972423)

1/2" Dr. Bit Holder (972424)

M4 - M14: 30mm & 75mm lengths

Model # (972401 to 972422)

Model #	Type	Model #	Type
972401	M4 Ribe Bit (30mm)	972413	M5 Ribe Bit (75mm)
972402	M5 Ribe Bit (30mm)	972414	M6 Ribe Bit (75mm)
972403	M6 Ribe Bit (30mm)	972415	M7 Ribe Bit (75mm)
972404	M7 Ribe Bit (30mm)	972416	M8 Ribe Bit (75mm)
972405	M8 Ribe Bit (30mm)	972417	M9 Ribe Bit (75mm)
972406	M9 Ribe Bit (30mm)	972418	M10 Ribe Bit (75mm)
972407	M10 Ribe Bit (30mm)	972419	M11 Ribe Bit (75mm)
972408	M11 Ribe Bit (30mm)	972420	M12 Ribe Bit (75mm)
972409	M12 Ribe Bit (30mm)	972421	M13 Ribe Bit (75mm)
972410	M13 Ribe Bit (30mm)	972422	M14 Ribe Bit (75mm)
972411	M14 Ribe Bit (30mm)	972423	3/8" Dr. Bit Holder Socket
972412	M4 Ribe Bit (75mm)	972424	1/2" Dr. Bit Holder Socket



## 2 PIECE 1/4" DRIVE MINI MAGNETIC RATCHET AND BIT DRIVER

- > Made from high strength Chrome-Vanadium steel
- > Feature push button quick-release
- > Designed for use in tight or confined spaces

## 9725

SET INCLUDES:

1/4" Magnetic Ratcheting Bit Driver

1/4" Magnetic Mini Ratchet



## 38 PIECE MINI RATCHET AND BIT SET

- > Durable aluminum case for easy, compact storage
- > 36 S2 bits to accommodate any application
- > Quick release extension bar for hard to reach applications
- > Includes:
  - (1) Aluminum case
  - (1) Quick release extension bar
  - (1) Ratchet handle, 72 teeth, CR-V, chrome plated
  - (36) Bits, S2

## 9726

SET INCLUDES 36 S2 BITS:

SL: 1/8" 5/32" 3/16" 1/4"

PH: #1 (2pc) #2 (2pc) #3 (2pc)

PZ: #1 (2pc) #2 (2pc) #3 (2pc)

Hex: 5/64" 3/32" 1/8"

5/32" 3/16" 1/4"


Torx: T10 (2pc) T15 (2pc) T20 (2pc)

T25 (2pc) T27 (2pc) T30 (2pc)

T40 (2pc)

**3 PIECE FLEXIBLE PICKUP TOOL SET**

- > Flexible ends bend to desired angles to enable quick removal of screw clamps
- > Extra long 24" length shafts with total flexibility provide access to those hard to reach areas
- > 1/4" Bit Socket Driver accepts all standard bits and bit sockets
- > 1/4" Socket Driver can be used with all 1/4" sockets and bit sockets
- > Pick-up tool can be used as a claw or magnet to enable easy retrievals in hard to reach areas



**9813**

SET INCLUDES:

- 1/4" Bit Driver
- 1/4" Socket Driver
- 2 in 1 Magnetic Claw Pick-Up Tool



**1/2" DRIVE 8 PIECE BIT SET WITH IMPACT DRIVER**

- > Used to loosen hard-to-turn nuts, or bolts
- > Bit holder contains 1/2" and 5/16" hex for Phillips and Flat screwdriver bits
- > Handle design prevents possibility of hitting hand with hammer when striking the impact driver

**9828**

INCLUDES 8 BITS:

- No.2 Phillips Bit: 1-3/8" long, 5/16" Hex
- No.2 Phillips Bit: 3-1/8" long, 5/16" Hex
- No.3 Phillips Bit: 1-3/8" long, 5/16" Hex
- No.3 Phillips Bit: 3-1/8" long, 5/16" Hex
- 5/16" wide x 1-3/8" long, 5/16" Hex slotted
- 5/16" wide x 3-1/8" long, 5/16" Hex slotted
- 3/8" wide x 1-3/8" long, 5/16" Hex slotted
- 3/8" wide x 3-1/8" long, 5/16" Hex slotted



**1/4" DRIVE 29 PIECE TOOL KIT WITH RATCHETING GEARLESS DRIVER**

- > Gearless driver with bit storage in handle
- > 1/4" Drive bit holder
- > Bit adapter
- > Forward & reverse ratcheting
- > Comes in durable blow molded case

**9829**

SET INCLUDES:

Drive Type	Size
Phillips:	#0, #1, #2, #3
Torx:	T10, T15, T20, T25, T30, T40
Square:	#0, #1, #2
Slotted:	1/8", 5/32", 3/16", 7/32", 1/4"
Pozi:	#1, #2, #3
Hex:	5/64", 3/32", 7/64", 1/8", 9/64"



### 3/8" DRIVE 13 PIECE SAE WEATHERHEAD SOCKET SET



- > Used to remove or install Weatherhead fittings
- > Used in 90° elbow joint applications
- > Ideal for hydraulic hose and fitting removal and installations
- > Packaged on plastic rail for tool box storage



⚠ WARNING: Use of these sockets with an impact tool can cause serious injury.

#### 9913

SET INCLUDES:

7/16" (991301)	15/32" (991302)
1/2" (991303)	17/32" (991304)
9/16" (991305)	19/32" (991306)
5/8" (991307)	11/16" (991308)
23/32" (991309)	3/4" (991310)
25/32" (991311)	27/32" (991314)
29/32" (991315)	

### 18 PIECE STAR BIT SOCKET SET



- > High quality S2 Steel bits set in Chrome-Vanadium sockets provide maximum durability
- > 4.5" and 8" bit lengths add reach for recessed fasteners in confined spaces
- > Heavy duty blow molded storage case

⚠ WARNING: Use of these sockets with an impact tool can cause serious injury.

#### 9928

#### 1/4" & 3/8" DRIVE INDIVIDUAL STAR BIT SOCKETS

⚠ WARNING: Use of these sockets with an impact tool can cause serious injury.

Model #	Type	Model #	Type
992810	1/4" Dr. T10 Long Star Bit Socket	9928108	1/4" Dr. T10 Extra Long Star Bit Socket
992815	1/4" Dr. T15 Long Star Bit Socket	9928158	1/4" Dr. T15 Extra Long Star Bit Socket
992820	1/4" Dr. T20 Long Star Bit Socket	9928208	1/4" Dr. T20 Extra Long Star Bit Socket
992825	1/4" Dr. T25 Long Star Bit Socket	9928258	1/4" Dr. T25 Extra Long Star Bit Socket
992827	3/8" Dr. T27 Long Star Bit Socket	9928278	3/8" Dr. T27 Extra Long Star Bit Socket
992830	3/8" Dr. T30 Long Star Bit Socket	9928308	3/8" Dr. T30 Extra Long Star Bit Socket
992840	3/8" Dr. T40 Long Star Bit Socket	9928408	3/8" Dr. T40 Extra Long Star Bit Socket
992845	3/8" Dr. T45 Long Star Bit Socket	9928458	3/8" Dr. T45 Extra Long Star Bit Socket
992850	3/8" Dr. T50 Long Star Bit Socket	9928508	3/8" Dr. T50 Extra Long Star Bit Socket

### 9 PIECE TRIPLE SQUARE BIT SOCKET SET



- > High quality S2 Steel bits set in Chrome-Vanadium sockets provide maximum durability
- > 4" Bit lengths add reach for recessed fasteners in confined spaces
- > Heavy duty blow molded storage case

⚠ WARNING: Use of these sockets with an impact tool can cause serious injury.

#### 9929

#### 1/4" & 3/8" DRIVE INDIVIDUAL TRIPLE SQUARE BIT SOCKETS

⚠ WARNING: Use of these sockets with an impact tool can cause serious injury.

Model #	Type
99294	1/4" Dr. 4mm Triple Square Long Bit Socket
99295	1/4" Dr. 5mm Triple Square Long Bit Socket
99296	1/4" Dr. 6mm Triple Square Long Bit Socket
99298	1/4" Dr. 8mm Triple Square Long Bit Socket
992910	3/8" Dr. 10mm Triple Square Long Bit Socket
992912	3/8" Dr. 12mm Triple Square Long Bit Socket
992914	3/8" Dr. 14mm Triple Square Long Bit Socket
992916	3/8" Dr. 16mm Triple Square Long Bit Socket
992918	3/8" Dr. 18mm Triple Square Long Bit Socket

## 34 PIECE MASTER STAR BIT AND SOCKET SET



- > High quality S2 Steel bits set in Chrome-Vanadium sockets provide maximum durability
- > 34 Star bit sockets is a complete master set to handle any star application
- > Heavy duty blow molded storage case

⚠ WARNING: Use of these sockets with an impact tool can cause serious injury.

**9934**

## 1/4", 3/8" & 1/2" DRIVE INDIVIDUAL TRIPLE SQUARE BIT SOCKETS

⚠ WARNING: Use of these sockets with an impact tool can cause serious injury.

Model #	Type
9711A08	1/4" Dr. T8 Internal Star Bit Socket
9711A10	1/4" Dr. T10 Internal Star Bit Socket
9711A15	1/4" Dr. T15 Internal Star Bit Socket
9711A20	1/4" Dr. T20 Internal Star Bit Socket
9711A25	1/4" Dr. T25 Internal Star Bit Socket
9711A27	1/4" Dr. T27 Internal Star Bit Socket
9711A30	1/4" Dr. T30 Internal Star Bit Socket
9711A40	3/8" Dr. T40 Internal Star Bit Socket
9711A45	3/8" Dr. T45 Internal Star Bit Socket
9711A47	3/8" Dr. T47 Internal Star Bit Socket
9711A50	3/8" Dr. T50 Internal Star Bit Socket
9711A55	3/8" Dr. T55 Internal Star Bit Socket
9711A60	1/2" Dr. T60 Internal Star Bit Socket
971610	1/4" Dr. T10H Tamperproof Star Bit
971615	1/4" Dr. T15H Tamperproof Star Bit
971620	1/4" Dr. T20H Tamperproof Star Bit
971625	1/4" Dr. T25H Tamperproof Star Bit
971627	1/4" Dr. T27H Tamperproof Star Bit
971630	1/4" Dr. T30H Tamperproof Star Bit
971640	3/8" Dr. T40H Tamperproof Star Bit
971645	3/8" Dr. T45H Tamperproof Star Bit
971650	3/8" Dr. T50H Tamperproof Star Bit
971655	1/2" Dr. T55H Tamperproof Star Bit
971660	1/2" Dr. T60H Tamperproof Star Bit
9911A4	1/4" Dr. E4 External Star Socket
9911A5	1/4" Dr. E5 External Star Socket
9911A6	1/4" Dr. E6 External Star Socket
9911A7	1/4" Dr. E7 External Star Socket
9911A8	1/4" Dr. E8 External Star Socket
9911A10	3/8" Dr. E10 External Star Socket
9911A12	3/8" Dr. E12 External Star Socket
9911A14	3/8" Dr. E14 External Star Socket
9911A16	3/8" Dr. E16 External Star Socket
9911A18	1/2" Dr. E18 External Star Socket
9911A20	1/2" Dr. E20 External Star Socket

Provides extra heavy duty grip and versatility for hard to pull parts

Drop forged, Chrome-Vanadium steel pullers can be used for pulling on both interiors and exteriors

Jaws assembles and disassembles easily for convenient, multi-task pulling



**TWO WAY**



**THREE WAY**



**INTERNAL**



**STEERING WHEEL PULLER**

- > Specialized puller set for steering wheel, pulley, and fly wheel puller
- > Works on most GM, Ford, and Chrysler cars
- > Can also be used as a two or three way puller to remove pulleys and flywheel from small engines and snowmobiles

**3900**



**HARMONIC BALANCER PULLER**

- > Heavy duty flange type puller
- > Quickly and easily pulls harmonic balancers, timing gears, and other parts with bolt circle diameters from 1-1/2" to 4-5/8"
- > Works on most automobiles, large and small, foreign and domestic
- > Ideal for pulling parts with tapped holes like fly wheels, gears, and pulleys

**3901**


Diameter Range (in.) 1.5 - 4.625



**2 PIECE SPRING COMPRESSOR**

- > Ideal for removal and installation of auto and light truck coil springs
- > Strong steel jaws securely hook into coil springs
- > Use on or off the vehicle
- > Acme rod turning screws for strength and accurate adjustment

**3903**



**3 PIECE STRUT & COIL COMPRESSOR**

- > Durable plastic coating
- > Ideal for removal and installation of auto and light truck coil springs
- > Strong steel jaws securely hook into coil springs
- > Use on or off the vehicle

**3904**

## PULLERS



### 2 TON CAPACITY 4-WAY, 2 JAW REVERSIBLE PULLER

- > Can be assembled with standard or long reach for maximum versatility
- > Ideal for pulling smaller gears, bearings, pulleys, and other press fit parts
- > Internal or external pulling capability

#### 3905

Maximum reach (in.)	3.375
Maximum spread (in.)	4



### 2 TON CAPACITY 8-WAY, 2/3 JAW REVERSIBLE PULLER

- > Can be assembled to make a two or three jaw puller with standard or long reach
- > Jaws are reversible to make four styles of puller
- > Ideal for pulling smaller gears, bearings, pulleys, and other press fit parts

#### 3906

Maximum reach (in.)	3.375
Maximum spread (in.)	4



### 5 TON CAPACITY 4-WAY, 2/3 JAW REVERSIBLE PULLER

- > Can be assembled to make a two or three jaw puller when additional stability is needed
- > Reversible jaw design for added versatility and a broader range of pulling capability
- > Ideal for pulling gears, bearings, pulleys, and other press fit parts

#### 3907

Maximum reach (in.)	3.25
Maximum spread (in.)	4.75



### 5 TON CAPACITY 8-WAY, 2/3 JAW REVERSIBLE PULLER

- > Can be assembled to make a two or three jaw puller when additional stability is needed
- > Reversible jaw design for added versatility and a broader range of pulling capability
- > Ideal for pulling gears, bearings, pulleys, and other press fit parts

#### 3908

Maximum reach (in.)	5.5
Maximum spread (in.)	7



**10 TON CAPACITY  
HYDRAULIC GEAR  
PULLER SET**

- > CR-MO alloy steel jaws for greater strength and performance
- > Provides up to 10 tons of pulling force with hydraulic ram
- > Makes 8 different pulling combinations for total versatility
- > Packaged in a blow molded storage case for ease of transportation

<b>3909</b>	
Total Pulling Combinations	8
Pulling Force (tons)	10

**PROFESSIONAL  
SLIDE HAMMER PULLER SET**

- > Jaws can be set up for 2 or 3 jaw internal or external pulling
- > Eases removal of flange-type axles, oil seals, bearings, and other press fit parts
- > Heavy duty steel carrying case
- > Puller radius: 1.5mm



<b>3911</b>	
SET INCLUDES:	
5 lb. heavy duty slide hammer	
8 function int. or ext. 3 jaw puller	
Internal or external 2 jaw puller	
Puller hook	
Rear axle puller	
Dent puller	
Special grip wrench adapter: 1.75mm	


**PILOT  
BEARING PULLER**

- > Designed to pull flywheel pilot bearings in confined spaces where a slide hammer puller cannot be used
- > Applicable for use on most models with engine in chassis

<b>3916</b>	
Jaw Spread (in.)	1 to 1-1/2
I.D. Reach (in.)	3/4


**REVERSIBLE SLIDE  
HAMMER PULLER**

- > Versatile puller for pulling applications involving gears, bearings, outer races, grease retainers, and oil seals
- > Reversible 2/3 jaw may be used to perform inside pulling jobs as well as outside pulling jobs

<b>3918</b>	
Hammer Weight (lbs.)	2-1/2
2/3 Way Head Length (in.)	27

# PULLER / SEAL & BEARING DRIVER SET / CALIPER SET



## 2 TON CAPACITY 2/3 JAW GEAR PULLER

- > Forged from quality, heat treated steel for maximum pulling power
- > Can be assembled to make a two or three jaw puller when additional stability is needed
- > Reversible jaw design for added versatility and a broader range of pulling capability
- > Small size allows for pulling power in confined areas

### 3919

Maximum Reach (in.)	3-3/8
Maximum Spread (in.)	4-3/4
Minimum Spread (in.)	2



## 19 PIECE SEAL AND BEARING DRIVER SET

- > Set provides proper size driver for nearly all automotive seal, bearing, or bushing installation jobs
- > Includes discs, handles, spacers, and drivers
- > Range of 5/8" to 2" diameter discs is perfect for automotive service

### 3920

#### DISCS INCLUDED:

5/8"	3/4"	7/8"
1"	1-1/8"	1-1/4"
1-3/8"	1-1/2"	1-5/8"
1-3/4"	1-7/8"	2"



## 18 PIECE BRAKE CALIPER TOOL SET

- > Contains caliper adapters that range from 1-3/16" to 2-1/2" as well as adapters specifically designed to service Nissan, Saab, and Honda models
- > Caliper rotation tool with left threads for late model Ford cars and light trucks
- > Significantly reduces brake job completion time

### 3930

#### ADAPTERS INCLUDED:

39301	Right Rotating (H020)
39302	Left Rotating (H020-1)
39303	Disc (H010)
39304	1-13/32" Adapter (H011)
39305	2" Adapter (H012)
39306	2-3/16" Adapter (H013)
39307	1-21/32" Adapter (H014)
39308	1-21/32" Adapter (H015)
39309	1-1/4" Adapter (H016)
393010	2-1/2" Adapter (H017)
393011	2-5/32" Adapter (H018)
393012	1-7/8" Brake Adapter (H019)
393013	1-3/16" Adapter (Ha)
393014	Opel Adapter (Hb)
393015	Nissan Maxima Adapter (He)
393016	Citroën Adapter (Hk)
393017	Ford Adapter (Hm)
393018	Honda Adapter (Hn)

## TORQUE & MEASURING TOOLS



### CIRCUIT TESTER

- > New, full-size, comfortable acetate handle lights when circuit is good
- > Lead remains flexible in low temperatures

Replacement bulb & spring - RS4003

**4001**

Voltage Range (V)

6-12



### DISC BRAKE MICROMETER

- > Measuring surfaces are precision ground and lapped for accuracy
- > Deep throat design is perfect for today's larger sized rotors
- > 1" standard included to ensure long time accuracy
- > Housed in a convenient blow molded storage case

**6010**

Measuring Range (in.) 0.300 - 1.300



### 6"/150MM DIAL CALIPER

- > Measuring surfaces are precision ground and lapped for accuracy
- > Raised sliding surfaces prevents defacement and wear of clear, black engraved graduations
- > Graduations are photo engraved from a glass master plate for maximum accuracy
- > Jaws designed for outside, inside, and step measurements
- > Extra large, shockproof dial for easy reading
- > Easy zero point re-adjustment
- > Housed in a convenient blow molded storage case
- > Hardened stainless steel throughout with satin chrome finish

**6013**

SAE Graduations (in.)

.001

Metric Graduations (mm)

.05

## TORQUE & MEASURING TOOLS




### TPMS SENSOR KIT

- > For use in installation and removal of TPMS sensors
- > Includes Chrome-Vanadium 11mm x 12mm flip socket and 2" extension
- > Shipping weight (Lbs.) - 0.2
- > Also available separately:
  - Flip Socket - part # 1819CS
  - 2" Extension - part # 1819CE



### 1819C

1819CS	11mm x 12mm Flip Socket
1819CE	2" Extension



### 6 PIECE 1/4" DRIVE TPMS SENSOR TOOL KIT

- > Contains all tools needed for repair and replacement of TPMS sensors
- > Heavy duty blow molded case

### 1819CK

#### SET INCLUDES:

1/4" Dr. Torque Screwdriver
Valve Core Tool
1/4" Dr. 11x12mm Chrome Flip Socket
2" Extension
T10 Star Bit Sockets
T20 Star Bit Sockets

### 10-150 FT-LB 1/2" DRIVE TORQUE WRENCH

- > Accuracy within + or - 3%
- > Guaranteed to meet or exceed federal spec # GGW-00686
- > CR-MO steel ratchet gears for long life
- > All parts, including shaft, are heat treated, carbonized, quenched, and twice tempered for long life and accurate performance
- > Nickel and chrome plated sandblasted shaft to reduce metal fatigue
- > Metric scale included
- > Housed in a convenient blow molded storage case
- > Warranty on calibration: 90 days

### 9701A

Length (in.)	18.25
Weight (lbs.)	3.6







### 10-80 FT-LB 3/8" DRIVE TORQUE WRENCH

- > Accuracy within + or - 3%
- > Guaranteed to meet or exceed federal spec # GGW-00686
- > CR-MO steel ratchet gears for long life
- > All parts, including shaft, are heat treated, carbonized, quenched, and twice tempered for long life and accurate performance
- > Nickel and chrome plated sandblasted shaft to reduce metal fatigue
- > Metric scale included
- > Housed in a convenient blow molded storage case
- > Warranty on calibration: 90 days

9702A	
Length (in.)	10.75
Weight (lbs.)	2.3



### 30-250 FT-LB 1/2" DRIVE TORQUE WRENCH

- > Accuracy within + or - 3%
- > Guaranteed to meet or exceed federal spec # GGW-00686
- > CR-MO steel ratchet gears for long life
- > All parts, including shaft, are heat treated, carbonized, quenched, and twice tempered for long life and accurate performance
- > Nickel and chrome plated sandblasted shaft to reduce metal fatigue
- > Metric scale included
- > Housed in a convenient blow molded storage case
- > Warranty on calibration: 90 days

9703B	
Length (in.)	24.75
Weight (lbs.)	6.3

# AIR TOOLS

**GUARANTEED TO PERFORM**



Trusted by Professionals  
Since 1977

[www.sunextools.com](http://www.sunextools.com)

 **SUNEX**<sup>®</sup>  
T O O L S

## SUNEX TOOLS® WARRANTY PROGRAM

**Sunex HD® Air Tools:** These products carry a **Two Year Warranty**. During this warranty period, Sunex Tools® will repair or replace at our option any part or unit which proves to be defective in material or workmanship.

**Sunex Tools® Chisels:** These products carry a **Lifetime Warranty**—effective for as long as you own the product. Sunex Tools® will repair or replace at our option any part or unit which proves to be defective in material or workmanship.

**Sunex Tools® Air Tools and Rivet Guns:** These products carry a **One Year Warranty**. During this warranty period, Sunex Tools® will repair or replace at our option any part or unit which proves to be defective in material or workmanship.

**Sunex Tools® Spray Guns and Spray Gun Accessories:** These products carry a **90-Day Warranty**. During this warranty period, Sunex Tools® will repair or replace at our option any part or unit which proves to be defective in material or workmanship.

**Sunex Tools® Consumables:** A consumable product is **warranted, at the time of sale only**, against defects in materials or workmanship that prevent its use. Consumable products are goods reasonably expected to be used up or damaged during use, including but not limited to cutting wheels, blades and sanding pads.

# IMPACT WRENCHES



**SUNEX HD**  
35 DAY  
NO HASSLE  
GUARANTEE

**SUNEX HD**

## 1/4" DRIVE MINI IMPACT WRENCH KIT

- > 50 ft. lbs. of ultimate torque
- > 11,000 rpm of free speed
- > One hand forward/reverse
- > Kit includes: Mini Impact, 9 metric sockets (6-14mm)

## SX4325K

Square Drive (in.)	1/4
Max. Torque (ft. lbs.) @ 90 PSI	50
Working Torque (ft. lbs.)	25-40
Free Speed (RPM)	11,000
Weight (Lbs)	1.48
Length (in.)	6.7
Average Air Consumption (CFM)	1.76
Air Inlet Thread Size (NPTF)	1/4
Min. Hose Size (I.D.)	3/8
Sound Level (dBA)	85



## 3/8" DRIVE PALM GRIP IMPACT WRENCH

- > Advanced design clutch for smooth operation and extreme durability
- > Butterfly paddle design throttle for easy directional control
- > Built-in regulator and 360° swivel for great control and easy handling

## SX111

Square Drive (in.)	3/8
Max. Torque (ft. lbs.) @ 90 PSI	75
Working Torque (ft. lbs.)	30-60
Free Speed (RPM)	10,000
Weight (Lbs)	2.5
Length (in.)	6.25
Average Air Consumption (CFM)	4
Air Inlet Thread Size (NPTF)	1/4
Min. Hose Size (I.D.)	3/8
Sound Level (dBA)	110



## 3/8" DRIVE IMPACT WRENCH

- > 300 ft. lbs. of quiet power
- > One hand forward/reverse
- > 79 dBA
- > Weighs only 2.75 lbs.

## SX4335

Square Drive (in.)	3/8
Max. Torque (ft. lbs.) @ 90 PSI	300
Working Torque (ft. lbs.)	25-250
Free Speed (RPM)	11,000
Weight (Lbs)	2.75
Length (in.)	6
Average Air Consumption (CFM)	4
Air Inlet Thread Size (NPTF)	1/4
Min. Hose Size (I.D.)	3/8
Sound Level (dBA)	79

**SUNEX HD**  
35 DAY  
NO HASSLE  
GUARANTEE

**SUNEX HD**



Protective boot also available -  
SX4335BT



## 3/8" DRIVE PISTOL GRIP IMPACT WRENCH

- > Reliable rocking dog clutch for long life
- > One hand push button forward/reverse
- > Built-in regulator for great power and speed control

## SX821A

Square Drive (in.)	3/8
Max. Torque (ft. lbs.) @ 90 PSI	75
Working Torque (ft. lbs.)	30-60
Free Speed (RPM)	10,000
Weight (lbs.)	2.6
Length (in.)	5.5
Average Air Consumption (CFM)	4
Air Inlet Thread Size (NPTF)	1/4
Min. Hose Size (I.D.)	3/8
Sound Level (dBA)	84



**SUNEX HD**

## 1/2" DRIVE SUPER DUTY IMPACT WRENCH

- > 1,300 ft. lbs. of bolt busting torque
- > Three forward speeds and one in reverse
- > Variable speed trigger



Protective boot also available - **SX4348**

<b>SX4348</b>	
Square Drive (in.)	1/2
Max. Torque (ft.lbs.) @ 90 PSI	800
Working Torque (ft.lbs.)	50-600
Free Speed (RPM)	7,500
Weight (lbs.)	4.2
Length (in.)	7.38
Average Air Consumption (CFM)	4.2
Air Inlet Thread Size (NPTF)	1/4
Min. Hose Size (I.D.)	3/8
Sound Level (dBA)	93



**SUNEX HD**

## 1/2" DRIVE IMPACT WRENCH

- > 750 ft. lbs. of quiet power
- > 1100 ft. lbs. of breakaway torque
- > One hand forward/reverse
- > 82 dBA
- > Weighs only 4.3 lbs.



Protective boot also available - **SX4345BT**

<b>SX4345</b>	
Square Drive (in.)	1/2
Max. Torque (ft. lbs.) @ 90 PSI	750
Working Torque (ft. lbs.)	50-540
Free Speed (RPM)	7,000
Weight (lbs.)	4.3
Length (in.)	7.25
Average Air Consumption (CFM)	4.7
Air Inlet Thread Size (NPTF)	1/4
Min. Hose Size (I.D.)	3/8
Sound Level (dBA)	82



**SUNEX HD**

## 1/2" DRIVE IMPACT WRENCH WITH 2" EXTENDED ANVIL

- > 750 ft. lbs. of quiet power
- > 1100 ft. lbs. of breakaway torque
- > One hand forward/reverse
- > 82 dBA
- > Weighs only 4.55 lbs.



Protective boot also available - **SX4345BT**

<b>SX4345.2</b>	
Square Drive (in.)	1/2
Max. Torque (ft. lbs.) @ 90 PSI	750
Working Torque (ft. lbs.)	50-540
Free Speed (RPM)	7,000
Weight (lbs.)	4.55
Length (in.)	9.25
Average Air Consumption (CFM)	4.7
Air Inlet Thread Size (NPTF)	1/4
Min. Hose Size (I.D.)	3/8
Sound Level (dBA)	82



## 1/2" DRIVE IMPACT WRENCH

- > High-powered pin clutch delivers 450 ft.lbs. of maximum torque
- > Working torque range 25-350 ft.lbs.
- > Rear knob regulator and variable speed trigger allow precise speed control
- > Cushion grip design for comfort and control

<b>SX959A</b>	
Square Drive (in.)	1/2
Max. Torque (ft.lbs.) @ 90 PSI	450
Working Torque (ft.lbs.)	25-350
Free Speed (RPM)	7,000
Weight (lbs.)	5.8
Length (in.)	7.5
Average Air Consumption (CFM)	4
Air Inlet Thread Size (NPTF)	1/4
Min. Hose Size (I.D.)	3/8
Sound Level (dBA)	103

# IMPACT WRENCHES



**SUNEX HD**  
35 DAY  
NO HASSLE  
GUARANTEE

**SUNEX HD**

## 3/4" DRIVE IMPACT WRENCH

- > 1,400 ft. lbs. of quiet power
- > One hand forward/reverse
- > 84 dBA
- > Weighs only 7.55 lbs.



Protective boot also available -  
**SX4355BT**

### SX4355

Square Drive (in.)	3/4
Max. Torque (ft.lbs.) @ 90 PSI	1,400
Working Torque (ft.lbs.)	200-1,100
Free Speed (RPM)	5,500
Weight (lbs.)	7.55
Length (in.)	8.5
Average Air Consumption (CFM)	9.6
Air Inlet Thread Size (NPTF)	3/8
Min. Hose Size (I.D.)	1/2
Sound Level (dBA)	84

## 1" DRIVE LIGHTWEIGHT SUPER DUTY IMPACT WRENCH WITH 6" EXTENDED ANVIL

- > Only 15.9 lbs. and 1,600 ft. lbs. of torque gives it great power in a small lightweight package
- > Ergonomic back handle allows you to work longer, not harder
- > Three forward and three reverse settings give you ultimate power control in both directions
- > Side exhaust keeps air away from the operator and work area



**SUNEX HD**  
35 DAY  
NO HASSLE  
GUARANTEE

**SUNEX HD**

### SX4360-6

Square Drive (in.)	1
Max. Torque (ft.lbs.) @ 90 PSI	1,600
Working Torque (ft.lbs.)	200-1,300
Free Speed (RPM)	6,000
Weight (lbs.)	15.9
Length (in.)	18.38
Average Air Consumption (CFM)	10
Air Inlet Thread Size (NPTF)	1/2
Min. Hose Size (I.D.)	1/2
Sound Level (dBA)	96

## 1" DRIVE HEAVY DUTY IMPACT WRENCH WITH 6" EXTENDED ANVIL

- > 1,600 ft. lbs. of ultimate torque
- > Unmatched durability
- > Three forward and three reverse power settings



### SX556-6

Square Drive (in.)	1
Max. Torque (ft.lbs.) @ 90 PSI	1,600
Working Torque (ft.lbs.)	100-1,200
Free Speed (RPM)	4,000
Weight (lbs.)	26.2
Length (in.)	22.5
Average Air Consumption (CFM)	10
Air Inlet Thread Size (NPTF)	1/2
Min. Hose Size (I.D.)	1/2
Sound Level (dBA)	98.8


**SUNEX HD**
**1/4" DRIVE  
STUBBY AIR RATCHET**

- > Short and compact size gets into small areas
- > Dura-life™ head design to last longer under tough conditions
- > Patented Quiet Tech™ exhaust system

**Replacement head kit - RSRHK3820**

<b>SX3820</b>	
Square Drive (in.)	1/4
Torque (ft. lbs.)	30
Working Torque (ft. lbs.)	5-25
Free Speed (RPM)	350
Weight (lbs.)	1.1
Length (in.)	5.25
Average Air Consumption (CFM)	4
Air Inlet Thread Size (NPTF)	1/4
Min. Hose Size (I.D.)	3/8
Sound Level (dBA)	85


**SUNEX HD**
**1/4" DRIVE  
AIR RATCHET**

- > 30 ft. lbs. of quiet power
- > 84 dBA, makes it the quietest in its class
- > Weighs only 1.45 lbs.

**Replacement head kit - RSRHK3825**

<b>SX3825</b>	
Square Drive (in.)	1/4
Torque (ft. lbs.)	30
Working Torque (ft. lbs.)	5-30
Free Speed (RPM)	200
Weight (lbs.)	1.45
Length (in.)	7.75
Average Air Consumption (CFM)	3.2
Air Inlet Thread Size (NPTF)	1/4
Min. Hose Size (I.D.)	3/8
Sound Level (dBA)	84


**1/4" DRIVE  
MINI AIR RATCHET WRENCH**

- > Maximum speed control throughout the range
- > Small design to get into tight areas
- > Rear exhaust to keep air away from work surface

**Replacement head kit - RSRHK106B**

<b>SX106B</b>	
Square Drive (in.)	1/4
Torque (ft.lbs.)	25
Working Torque (ft. lbs.)	10-25
Free Speed (RPM)	230
Weight (lbs.)	1
Length (in.)	7
Average Air Consumption (CFM)	3
Air Inlet Thread Size (NPTF)	1/4
Min. Hose Size (I.D.)	3/8
Sound Level (dBA)	87


**SUNEX HD**
**3/8" DRIVE  
AIR RATCHET WRENCH**

- > 45 ft. lbs. of ultimate torque
- > Ribbed handle for controlled grip in all conditions
- > Exceptional durability and quality at an outstanding price

**Replacement head kit - RSRHK3830**

<b>SX3830</b>	
Square Drive (in.)	3/8
Torque (ft.lbs.)	50
Working Torque (ft. lbs.)	10-50
Free Speed (RPM)	150
Weight (lbs.)	2.7
Length (in.)	10
Average Air Consumption (CFM)	3.2
Air Inlet Thread Size (NPTF)	1/4
Min. Hose Size (I.D.)	3/8
Sound Level (dBA)	80

# RATCHETS



**SUNEX HD**  
35 DAY  
NO HASSLE  
GUARANTEE

**SUNEX HD**

## 3/8" DRIVE IMPACTING AIR RATCHET WRENCH

- > Amazing 500 rpm free speed
- > 70 ft. lbs. of torque with ZERO reaction
- > Weighs only 2.8 lbs.

Replacement head kit - RSRHK3835

### SX3835

Square Drive (in.)	3/8
Torque (ft. lbs.)	70
Working Torque (Ft. Lbs.)	10-60
Free Speed (RPM)	500
Weight (lbs.)	2.82
Length (in.)	10.9
Average Air Consumption (CFM)	2.5
Air Inlet Thread Size (NPTF)	1/4
Min. Hose Size (I.D.)	3/8
Sound Level (dBA)	90



## 3/8" DRIVE AIR RATCHET WRENCH

- > 45 ft. lbs. of ultimate torque
- > Ribbed handle for controlled grip in all conditions
- > Exceptional durability and quality at an outstanding price

Replacement head kit - RSRHK100

### SX108A

Square Drive (in.)	3/8
Torque (ft.lbs.)	45
Free Speed (RPM)	150
Weight (lbs.)	2.6
Length (in.)	10.5
Average Air Consumption (CFM)	4
Air Inlet Thread Size (NPTF)	1/4
Min. Hose Size (I.D.)	3/8
Sound Level (dBA)	88



## 3/8" DRIVE AIR RATCHET WRENCH

- > With 45 ft. lbs. of torque and 150 rpm, it can handle any job quickly and efficiently
- > High quality design for longer ratchet head life
- > Exceptional quality at an affordable price

Replacement head kit - RSRHK100C

### SX113

Square Drive (in.)	3/8
Torque (ft. lbs.)	45
Working Torque (Ft. Lbs.)	10-40
Free Speed (RPM)	150
Weight (lbs.)	2.6
Length (in.)	10.5
Average Air Consumption (CFM)	4
Air Inlet Thread Size (NPTF)	1/4
Min. Hose Size (I.D.)	3/8
Sound Level (dBA)	110





**SUNEX HD**  
35 DAY  
NO HASSLE  
GUARANTEE

**SUNEX HD**

### 5" REVERSIBLE HI-SPEED SANDER

- > Reversible for spark control
- > Composite body for lightweight durability
- > Comes with 3", 4", and 5" backing pads



<b>SX7235</b>	
Pad Size (in.)	3, 4, 5
Free Speed (RPM)	16,000
Weight (lbs.)	2.2
Length (in.)	5.5
Average Air Consumption (CFM)	4
Air Inlet Thread Size (NPTF)	1/4
Min. Hose Size (I.D.)	3/8
Sound Level (dBA)	91



**SUNEX HD**  
35 DAY  
NO HASSLE  
GUARANTEE

**SUNEX HD**

### 6" RANDOM ORBITAL SANDER

- > 3/32" orbit
- > Lowest profile in its class for great balance and control
- > Lightweight and quiet
- > Great tool for finish work
- > Only 4.2" in height

(Includes 6" pad)

**Replacement sanding pad - 6PSAPAD**

*See pages 24 and 25 for all available abrasives*

<b>SX7625</b>	
Pad Size (in.)	6
Spindle (in.)	5/16 - 24
Orbit	3/32
Free Speed (RPM)	12,000
Weight (lbs.)	1.98
Length (in.)	7.3
Average Air Consumption (CFM)	2
Air Inlet Thread Size (NPTF)	1/4
Min. Hose Size (I.D.)	3/8
Sound Level (dBA)	82



**SUNEX HD**  
35 DAY  
NO HASSLE  
GUARANTEE

**SUNEX HD**

### 6" RANDOM ORBITAL SANDER

- > 3/16" orbit
- > Lowest profile in its class for great balance and control
- > Lightweight and quiet
- > Great tool for finish work
- > Only 4.2" in height

(Includes 6" pad)

**Replacement sanding pad - 6PSAPAD**

*See pages 24 and 25 for all available abrasives*

<b>SX7650</b>	
Pad Size (in.)	6
Spindle (in.)	5/16 - 24
Orbit	3/16
Free Speed (RPM)	12,000
Weight (lbs.)	1.98
Length (in.)	7.3
Average Air Consumption (CFM)	2
Air Inlet Thread Size (NPTF)	1/4
Min. Hose Size (I.D.)	3/8
Sound Level (dBA)	82



**SUNEX HD**  
35 DAY  
NO HASSLE  
GUARANTEE

**SUNEX HD**

### 6" GEAR DRIVEN ORBITAL SANDER

- > 3/16" orbit
- > Strength and power to remove heavy material and body filler; leaves a swirl-free finish
- > Metal gearing for world class durability

(Includes 6" pad)

**Replacement sanding pad - 6PSAPAD**

*See pages 24 and 25 for all available abrasives*

<b>SX7860</b>	
Pad Size (in.)	6
Orbit	3/16
Free Speed (RPM)	900
Weight (lbs.)	3.5
Length (in.)	8.75
Average Air Consumption (CFM)	3
Air Inlet Thread Size (NPTF)	1/4
Min. Hose Size (I.D.)	3/8
Sound Level (dBA)	82

# SANDERS / POLISHERS



## 6" DUAL ACTION SANDER

- > Rotary and orbital motion for rapid removal as well as fine finishing
- > Built-in regulator for precise speed control
- > Insulated grip for additional comfort

(Includes 6" bonded sanding pad)

**6" Replacement pad - 6PSAPAD**

### SX203N

Pad Size (in.)	6
Free Speed (RPM)	10,000
Weight (lbs.)	4.5
Length (in.)	9.25
Average Air Consumption (CFM)	4
Air Inlet Thread Size (NPTF)	1/4
Min. Hose Size (I.D.)	3/8
Sound Level (dBA)	91



## 7" HORIZONTAL SANDER

- > Spindle lock
- > Variable speed paddle for smooth startups
- > Rubber comfort grip for all temperatures run times

**Replacement back disc - RS787036**

### SX7870

Pad Size (in.)	7
Spindle (in.)	5/8 - 11
Free Speed (RPM)	4,500
Weight (lbs.)	4.4
Length (in.)	12
Average Air Consumption (CFM)	6
Air Inlet Thread Size (NPTF)	1/4
Min. Hose Size (I.D.)	3/8
Sound Level (dBA)	85



**SUNEX HD**



## DUAL PISTON STRAIGHT LINE SANDER

- > Dual piston design provides stall free performance
- > 100% Needle Bearing construction is designed for longer life
- > Automatic release trigger for positive stop action

**Replacement pad assembly - RS28635A**

### SX288C

Pad Size (in.)	16 x 2.5
Strokes Per Minute (SPM)	2,500
Weight (lbs.)	6.6
Length (in.)	16.13
Average Air Consumption (CFM)	8
Air Inlet Thread Size (NPTF)	1/4
Min. Hose Size (I.D.)	3/8
Sound Level (dBA)	93



## 7" HORIZONTAL POLISHER

- > Spindle lock
- > Variable speed paddle for smooth startups
- > Rubber comfort grip for all temperatures run times

**Replacement back disc - RS787036**

### SX7770

Pad Size (in.)	7
Spindle (in.)	5/8 - 11
Free Speed (RPM)	2,500
Weight (lbs.)	4.4
Length (in.)	12
Average Air Consumption (CFM)	6
Air Inlet Thread Size (NPTF)	1/4
Min. Hose Size (I.D.)	3/8
Sound Level (dBA)	85



**SUNEX HD**


**SUNEX**

**2-3" MINI SURFACE PREP KIT**

- > 15,000 rpm of free speed
- > 0.3 HP motor for the strongest in its class
- > Two speed control switch
- > Kit includes: (1) Mini surface tool, (1) 2" Quick change backing pad, (1) 3" Quick change backing pad, (10) 2" 40 grit disc, (10) 3" 80 grit disc

*See pages 26 and 27 for all available abrasives*

<b>SX7120K</b>	
Disc Size (in.)	2-3
Free Speed (RPM)	15,000
Weight (lbs.)	1.23
Length (in.)	5.24
Average Air Consumption (CFM)	2.07
Air Inlet Thread Size (NPTF)	1/4
Min. Hose Size (I.D.)	3/8
Sound Level (dBA)	81


**SUNEX**

**3" MINI RANDOM ORBITAL SANDER KIT**

- > 15,000 rpm of free speed
- > 0.3 HP motor for the strongest in its class
- > Two speed control switch
- > Kit includes: (1) Mini sander, (1) 3" Velcro pad, (10) 3" 180 grit disc, (10) 3" 220 grit disc, (10) 3" 320 grit disc, (10) 3" 800 grit disc

*See pages 26 and 27 for all available abrasives*

<b>SX7131K</b>	
Disc Size (in.)	3
Free Speed (RPM)	15,000
Weight (lbs.)	1.34
Length (in.)	5.7
Average Air Consumption (CFM)	2.06
Air Inlet Thread Size (NPTF)	1/4
Min. Hose Size (I.D.)	3/8
Sound Level (dBA)	80


**SUNEX**

**3" MINI POLISHER KIT**

- > 6,000 rpm of free speed
- > 0.3 HP motor for the strongest in its class
- > Two speed control switch
- > Kit includes: (1) Mini polisher, (1) 3" Velcro pad, (1) 3" Wool pad, (1) 3" Compounding pad, (1) 3" Polishing pad

*See pages 26 and 27 for all available abrasives*

<b>SX7230K</b>	
Disc Size (in.)	3
Free Speed (RPM)	6,000
Weight (lbs.)	1.34
Length (in.)	5.98
Average Air Consumption (CFM)	2.21
Air Inlet Thread Size (NPTF)	1/4
Min. Hose Size (I.D.)	3/8
Sound Level (dBA)	83


**SUNEX**

**SURFACE BLASTER KIT**

- > 180° rotating side handle
- > Planetary gear system
- > Increased torque power through tough materials
- > Complete set to remove rust, gaskets, paint, or pin stripes
- > Kit includes: (1) Surface blaster tool, (1) Stripping wheel, (1) Rubber eraser wheel, (1) Hub, (3) Wire wheels (coarse, medium, and fine)

**Replacement Stripping Wheel - 8200SW**  
**Replacement Eraser Wheel - 8200REW**  
**Replacement Adapter Set - 8200HUB**  
**Replacement Wire Wheel (Fine) - 8200WWF**  
**Replacement Wire Wheel (Medium) - 8200WWM**  
**Replacement Wire Wheel (Coarse) - 8200WWC**

<b>SX8200</b>	
Spindle Thread Size (mm)	9
Free Speed (RPM)	4,000
Weight (lbs.)	2.7
Length (in.)	10
Average Air Consumption (CFM)	3.5
Air Inlet Thread Size (NPTF)	1/4
Min. Hose Size (I.D.)	3/8
Sound Level (dBA)	86



**SUNEX HD**  
35 DAY  
NO HASSLE  
GUARANTEE

**SUNEX HD**

## ANGLE GRINDER

- > Maximum power with 1.3 HP motor
- > 11,000 rpm
- > Spindle lock button for quick disc changes

### SX5245

Wheel Size (in.)	4-1/2
Spindle Size (in.)	5/8-11
Free Speed (RPM)	11,000
Weight (lbs.)	4
Length (in.)	9.6
Average Air Consumption (CFM)	5
Air Inlet Thread Size (NPTF)	1/4
Min. Hose Size (I.D.)	3/8
Sound Level (dBA)	84.6



## 4" HEAVY DUTY ANGLE GRINDER

- > High torque motor for outstanding performance in all conditions
- > Hardened and ground spiral bevel gears for low vibration and outstanding life
- > Lock off throttle for extra safety

(Includes 4" disc wheel)

Replacement disc wheel - RS21134

### SX211A

Wheel Size (in.)	4
Spindle Size (in.)	3/8-24
Free Speed (RPM)	11,000
Weight (lbs.)	3.6
Length (in.)	9
Average Air Consumption (CFM)	6
Air Inlet Thread Size (NPTF)	1/4
Min. Hose Size (I.D.)	3/8
Sound Level (dBA)	89



**SUNEX HD**  
35 DAY  
NO HASSLE  
GUARANTEE

**SUNEX HD**

## 1/4" DRIVE 0.25 HP STRAIGHT DIE GRINDER

- > 0.25 HP motor
- > 25,000 max. rpm of quiet speed
- > Only 85 dBA
- > Weighs only 0.9 lbs.

### SX5201

Collet Size (in.)	1/4
Free Speed (RPM)	25,000
Weight (lbs.)	0.9
Length (in.)	6.1
Average Air Consumption (CFM)	3
Air Inlet Thread Size (NPTF)	1/4
Min. Hose Size (I.D.)	3/8
Sound Level (dBA)	85



**SUNEX HD**  
35 DAY  
NO HASSLE  
GUARANTEE

**SUNEX HD**

## 1/4" DRIVE 0.5 HP DIE GRINDER

- > 0.5 HP motor for added power
- > Speed control dial for setting speed to the application
- > Composite handle for lightweight comfort



### SX5205

Collet Size (in.)	1/4
Free Speed (RPM)	22,000
Weight (lbs.)	1.3
Length (in.)	7
Average Air Consumption (CFM)	3.1
Air Inlet Thread Size (NPTF)	1/4
Min. Hose Size (I.D.)	3/8
Sound Level (dBA)	86

**1/4" DRIVE 0.5 HP DIE GRINDER WITH 5" EXTENSION**

- > 0.5 HP motor for added power
- > Speed control dial for setting speed to the application
- > 5" extended shaft allows access to tight areas
- > Composite handle for lightweight comfort


**SUNEX HD**
**SX5205L**

Collet Size (in.)	1/4
Free Speed (RPM)	22,000
Weight (lbs.)	1.8
Length (in.)	11
Average Air Consumption (CFM)	3.1
Air Inlet Thread Size (NPTF)	1/4
Min. Hose Size (I.D.)	3/8
Sound Level (dBA)	86

**1/4" DRIVE 0.5 HP ANGLED DIE GRINDER**

- > 0.5 HP motor for added power
- > Speed control dial for setting speed to the application
- > Composite handle for lightweight comfort


**SUNEX HD**
**SX5206**

Collet Size (in.)	1/4
Free Speed (RPM)	18,000
Weight (lbs.)	1.5
Length (in.)	7
Average Air Consumption (CFM)	1.6
Air Inlet Thread Size (NPTF)	1/4
Min. Hose Size (I.D.)	3/8
Sound Level (dBA)	87

**1/4" DRIVE 1.0 HP DIE GRINDER**

- > Full 1.0 HP motor to power through the toughest jobs
- > Erickson industrial collet to secure accessories under high torque
- > Composite handle for lightweight comfort


**SUNEX HD**
**SX5210**

Collet Size (in.)	1/4
Free Speed (RPM)	20,000
Weight (lbs.)	1.7
Length (in.)	7.4
Average Air Consumption (CFM)	4
Air Inlet Thread Size (NPTF)	1/4
Min. Hose Size (I.D.)	3/8
Sound Level (dBA)	87

**1/4" DRIVE 0.25 HP MINI DIE GRINDER**

- > 0.25 HP motor
- > Compact, lightweight design for easy maneuverability in tight areas
- > Built-in speed regulator
- > Lock off throttle for extra safety


**SX231B**

Collet Size (in.)	1/4
Free Speed (RPM)	25,000
Weight (lbs.)	0.8
Length (in.)	5.13
Average Air Consumption (CFM)	4
Air Inlet Thread Size (NPTF)	1/4
Min. Hose Size (I.D.)	3/8
Sound Level (dBA)	94.5


**1/4" DRIVE MEDIUM DIE GRINDER**

- > 0.25 HP motor
- > Rear exhaust directs air away from work surface
- > Built-in speed regulator
- > Lock off throttle for extra safety

**SX230B**

Collet Size (in.)	1/4
Free Speed (RPM)	22,000
Weight (lbs.)	1.2
Length (in.)	6.75
Average Air Consumption (CFM)	4
Air Inlet Thread Size (NPTF)	1/4
Min. Hose Size (I.D.)	3/8
Sound Level (dBA)	93


**1/4" DRIVE ANGLE DIE GRINDER**

- > 20,000 max. rpm of quiet speed
- > 0.25 HP motor
- > Only 82 dBA
- > Weighs only 1.1 lbs.

**SX5203**

Collet Size (in.)	1/4
Free Speed (RPM)	20,000
Weight (lbs.)	1.1
Length (in.)	6.1
Average Air Consumption (CFM)	3
Air Inlet Thread Size (NPTF)	1/4
Min. Hose Size (I.D.)	3/8
Sound Level (dBA)	82


**SUNEX**

**1/4" DRIVE MINI ANGLE DIE GRINDER**

- > 0.25 HP motor
- > Compact, lightweight design for easy maneuverability in tight areas
- > 90° head allows flexibility in many applications
- > Lock off throttle for extra safety

**SX264**

Collet Size (in.)	1/4
Free Speed (RPM)	20,000
Weight (lbs.)	1
Length (in.)	5.5
Average Air Consumption (CFM)	4
Air Inlet Thread Size (NPTF)	1/4
Min. Hose Size (I.D.)	3/8
Sound Level (dBA)	93.2


**1/4" MINI ANGLE  
DIE GRINDER KIT**

- > 0.25 HP motor
- > Built-in speed regulator
- > Safety throttle lever for positive speed control
- > Ball bearing construction for long tool life
- > Convenient blow molded storage case
- > Kit Includes: (1) SX264 Mini Right Angle Die Grinder, (2) Spanner wrenches, (1) 1/8" (3mm) Collet, (5 pc.) 1/8" (3mm) Shank grinding stones, (5 pc.) 1/4" (6mm) Shank grinding stones, (1 each) 2" & 3" Backing pads, (4 each) 2" & 3" Abrasive discs, (2) Screw posts, (1) Arbor

<b>SX264K</b>	
Collet Size (in.)	1/4
Free Speed (RPM)	20,000
Weight (lbs.)	1
Length (in.)	5.5
Average Air Consumption (CFM)	4
Air Inlet Thread Size (NPTF)	1/4
Min. Hose Size (I.D.)	3/8
Sound Level (dBA)	93.2


**1/4" MEDIUM  
ANGLE DIE GRINDER**

- > 0.25 HP motor
- > 90° angle head for restricted areas
- > Built-in speed regulator
- > Rear exhaust directs air away from work surface

<b>SX232B</b>	
Collet Size (in.)	1/4
Free Speed (RPM)	20,000
Weight (lbs.)	1
Length (in.)	6.38
Average Air Consumption (CFM)	4
Air Inlet Thread Size (NPTF)	1/4
Min. Hose Size (I.D.)	3/8
Sound Level (dBA)	93.6


**PENCIL  
DIE GRINDER KIT**

- > Built-in regulator
- > Convenient blow molded storage case
- > Includes:
  - (1) - SX245 - 54,000 RPM Pencil Die Grinder
  - (10) - 1/8" Shank stones
  - (2) - 9mm Wrenches
  - (1) - 1/4" Coupler
  - (1) Air tool oil bottle
  - (1) Oiler

<b>SX245K</b>	
Collet Size (in.)	1/8
Free Speed (RPM)	54,000
Weight (lbs.)	2
Length (in.)	5.5
Average Air Consumption (CFM)	5.3
Air Inlet Thread Size (NPTF)	1/4
Min. Hose Size (I.D.)	3/16
Sound Level (dBA)	72

**LOW VIBRATION AIR SAW**

- > 10,000 strokes per minute
- > Only 6.7" long
- > Lowest vibration in its class

Replacement blades -  
**RS18TPIBLADES (5 pk)**  
**RS24TPIBLADES (5 pk)**  
**RS32TPIBLADES (5 pk)**



**SUNEX HD**

**SX6215**

Strokes Per Minute (SPM)	10,000
Stroke Length (in.)	0.38
Weight (lbs.)	0.97
Length (in.)	6.7
Average Air Consumption (CFM)	3
Air Inlet Thread Size (NPTF)	1/4
Min. Hose Size (I.D.)	3/8
Sound Level (dBA)	84.4

**REVERSIBLE CUT-OFF TOOL**

- > Reversible spark direction at 18,000 max rpm
- > Only 87 dBA
- > Weighs only 3.6 lbs.

(Includes 3" cutting wheel)

Replacement wheels (set of 5) - 87602



**SUNEX HD**

**SX6210**

Wheel Size (in.)	3
Free Speed (RPM)	18,000
Weight (lbs.)	2
Length (in.)	8.3
Average Air Consumption (CFM)	3.6
Air Inlet Thread Size (NPTF)	1/4
Min. Hose Size (I.D.)	3/8
Sound Level (dBA)	87

**3" UTILITY CUT-OFF TOOL**

- > Lightweight at 1.6 lbs. but with the power to cut all types of materials
- > Rear exhaust directs air away from the work surface
- > Built-in regulator

(Includes 3" cutting wheel)

Replacement wheels (set of 5) - 87602



**SX233A**

Free Speed (RPM)	20,000
Wheel Size (in.)	3
Weight (lbs.)	1.6
Length (in.)	7.38
Average Air Consumption (CFM)	5
Air Inlet Thread Size (NPTF)	1/4
Min. Hose Size (I.D.)	3/8
Sound Level (dBA)	93

**METAL SHEAR**

- > Hardened shear head can cut up to 18 gauge steel
- > Planetary gearing for long life and heavy duty use
- > Bottom handle diffused exhaust for quiet operation and keeping air away from work surface

Left replacement blade - **RS227B17**  
 Right replacement blade - **RS227B20**  
 Center replacement blade - **RS227B19**



**SX227B**

Strokes Per Minute (SPM)	2,500
Weight (lbs.)	3
Length (in.)	8.5
Average Air Consumption (CFM)	4
Air Inlet Thread Size (in.)	1/4
Min. Hose Size (I.D.)	3/8
Sound Level (dBA)	82





**5MM  
PUNCH/FLANGE TOOL**

- > Cuts your sheet metal fabrication time in half
- > Heavy duty head turns 360° to easily crimp flanges or lap joint sheets and pipes
- > Turn head 180° to punch a clean, accurate 3/16" hole for welding fasteners

<b>SX280</b>	
Punch Hole Size (in.)	3/16
Punch Hole Size (mm)	5
Cutting Capacity (steel) (in.)	0.05
Cutting Capacity (aluminum) (in.)	0.08
Weight (lbs.)	2.9
Length (in.)	9.84
Average Air Consumption (CFM)	0.25
Air Inlet Thread Size (NPTF)	1/4
Min. Hose Size (I.D.)	3/8



**8MM  
PUNCH/FLANGE TOOL**

- > 8 mm diameter hole punch/crimp/flange in up to 14 gauge steel capacity
- > Head swivels 360° for great maneuverability
- > 7/8" Gap

<b>SX278C</b>	
Punch Hole Size (in.)	5/16
Punch Hole Size (mm)	8
Cutting Capacity (steel) (in.)	0.05
Cutting Capacity (aluminum) (in.)	0.08
Weight (lbs.)	3.5
Length (in.)	10
Average Air Consumption (CFM)	4
Air Inlet Thread Size (NPTF)	1/4
Min. Hose Size (I.D.)	3/8


**3/8" DRIVE  
REVERSIBLE AIR DRILL  
WITH CHUCK**

- > Great durability at a value price
- > One finger forward/reverse for true one hand operation
- > Muffled handle exhaust for quiet operation

(Includes 3/8" Jacobs® chuck and key)

**Replacement 3/8" Jacobs® chuck with key - RS87106**

**SX223**

Chuck Size (in.)	3/8
Spindle Size (in.)	3/8-24
Free Speed (RPM)	1,800
Weight (lbs.)	2.42
Length (in.)	7.6
Average Air Consumption (CFM)	4
Air Inlet Thread Size (NPTF)	1/4
Min. Hose Size (in.)	3/8
Sound Level (dBA)	83.3


**3/8" DRIVE  
REVERSIBLE RIGHT ANGLE  
AIR DRILL WITH CHUCK**

- > Compact, low profile head for hard to reach confined areas
- > Variable speed throttle lever for speed control throughout run down
- > Reverse valve for directional changes and added versatility

(Includes 3/8" Jacobs® chuck and key)

**Replacement 3/8" Jacobs® chuck with key - RS87106**

**SX545B**

Chuck Size (in.)	3/8
Spindle Size (in.)	3/8-24
Free Speed (RPM)	1,600
Weight (lbs.)	2.6
Length (in.)	8
Average Air Consumption (CFM)	4
Air Inlet Thread Size (NPTF)	1/4
Min. Hose Size (in.)	3/8
Sound Level (dBA)	94


**1/2" DRIVE  
REVERSIBLE  
AIR DRILL WITH CHUCK**

- > Planetary gearing for smooth operation and extended life
- > Teasing throttle for precise speed control
- > Side handle for added control and comfort

(Includes 1/2" Jacobs® chuck and key)

**Replacement 1/2" Jacobs® chuck with key - RS87109**

**SX221B**

Chuck Size (in.)	1/2
Spindle Size (in.)	3/8-24
Free Speed (RPM)	500
Weight (lbs.)	3.6
Length (in.)	8
Average Air Consumption (CFM)	4
Air Inlet Thread Size (NPTF)	1/4
Min. Hose Size (in.)	3/8
Sound Level (dBA)	89



**SUNEX HD**  
35 DAY  
NO HASSLE  
GUARANTEE

**SUNEX HD**

## LOW VIBRATION AIR HAMMER

- > 2,000 blows per minute with 3" stroke
- > Quick change chisel retainer for fast changes
- > Lightweight composite housing

**Replacement quick change chuck - RS920010**  
**See pages 25 and 26 for a full line of individual chisels and sets**

SX9200	
Shank Opening (in.)	0.401
Blows Per Minute (BPM)	2,800
Bore Diameter (in.)	3/4
Piston Stroke (in.)	3
Weight (lbs.)	3.4
Length (in.)	8.5
Average Air Consumption (CFM)	3.2
Air Inlet Thread Size (NPTF)	1/4
Min. Hose Size (in.)	3/8
Sound Level (dBA)	100.3



## SHORT HAMMER

- > Ideal for standard duty applications
- > Built-in regulator
- > Quick change retainer spring

(Includes 3 pc. chisel set)

**Optional quick change chuck - RS248025**  
**Replacement quick change retainer spring - RS87301**  
**See pages 25 and 26 for a full line of individual chisels and sets**

SX235KTB	
Shank Opening (in.)	.401
Blows Per Minute (BPM)	4,500
Bore Diameter (in.)	11/16
Piston Stroke (in.)	1-5/8
Weight (lbs.)	2.6
Length (in.)	5.25
Average Air Consumption (CFM)	4
Air Inlet Thread Size (NPTF)	1/4
Min. Hose Size (I.D.)	3/8
Sound Level (dBA)	105



## MEDIUM DUTY HAMMER

- > An excellent general purpose hammer
- > Built-in regulator
- > Accepts .401" Parker taper shank chisels
- > Quick change retainer spring

**Optional quick change chuck - RS248025**  
**Replacement quick change retainer spring - RS87301**  
**See pages 25 and 26 for a full line of individual chisels and sets**

SX275B	
Shank Opening (in.)	.401
Blows Per Minute (BPM)	3,000
Bore Diameter (in.)	11/16
Piston Stroke (in.)	2-5/8
Weight (lbs.)	3.4
Length (in.)	6.75
Average Air Consumption (CFM)	4
Air Inlet Thread Size (NPTF)	1/4
Min. Hose Size (I.D.)	3/8
Sound Level (dBA)	105

## HAMMERS / NEEDLE SCALERS



### HEAVY DUTY LONG BARREL HAMMER

- > Hard hitting long barrel design for great power
- > Comfort rubber grip
- > Quick change chisel retainer for fast changes

**Replacement quick change chuck - RS248025**  
**See pages 25 and 26 for a full line of individual chisels and sets**

#### SX243

Shank Opening (in.)	.401
Blows Per Minute (BPM)	2,200
Bore Diameter (in.)	3/4
Piston Stroke (in.)	3-3/4
Weight (lbs.)	4.6
Length (in.)	8.88
Average Air Consumption (CFM)	4
Air Inlet Thread Size (NPTF)	1/4
Min. Hose Size (I.D.)	3/8
Sound Level (dBA)	110



### PISTOL GRIP NEEDLE SCALER

- > Perfect for surface prep work involving the removal of rust, paint, weld slag, etc.
- > Lightweight aluminum housing
- > Hardened steel casing and 1/8" hardened steel needles
- > Pistol design for comfort and control

**Replacement needle - RS24623**  
**Needles sold individually (19 needed to operate this tool)**

#### SX246

Blows Per Minute (BPM)	3,000
Needle Diameter (in.)	1/8
Needle Quantity	19
Weight (lbs.)	5.7
Length (in.)	10.25
Average Air Consumption (CFM)	10
Air Inlet Thread Size (NPTF)	1/4
Min. Hose Size (I.D.)	3/8
Sound Level (dBA)	97



### HEAVY DUTY STRAIGHT NEEDLE SCALER

- > Perfect for surface prep work involving the removal of rust, paint, weld slag, etc.
- > Hardened steel casing and 1/8" hardened steel needles
- > Straight design for limited access areas

**Replacement needle - RS730280**  
**Needles sold individually (19 needed to operate this tool)**

#### SX247

Blows Per Minute (BPM)	4,500
Needle Diameter (in.)	1/8
Needle Quantity	19
Weight (lbs.)	4
Length (in.)	11.25
Average Air Consumption	5
Air Inlet Thread Size (NPTF)	1/4
Min. Hose Size (I.D.)	3/8



**Flux Chipper Attachment - SX247FC**





### 3/16" HEAVY DUTY RIVET GUN

- > Features a pulling (traction) power of 1,983 ft. lbs.
- > Sets all conventional, standard, and structural blind rivets, monobolts, and t-rivets up to and including 3/16" diameter in all materials
- > Comes with nose pieces in 3/32", 1/8", 5/32", and 3/16" sizes
- > Forged aluminum handle
- > Nose pieces stored conveniently underneath base of gun

(Includes blow molded storage case and nose pieces)

#### SX0918T

Rivet Capacity (in.)	3/16
Traction Power (ft. lbs.)	1,983
Air Pressure (PSI)	75-90
Stroke Length (in.)	11/16
Height (in.)	12-3/8
Weight (lbs.)	3.5
Min. Hose Size (I.D.)	3/8
Air Inlet Thread Size (NPTF)	1/4



### 1/4" HEAVY DUTY RIVET GUN

- > Features a pulling (traction) power of 3,960 ft. lbs.
- > Sets all conventional, standard, and structural blind rivets, monobolts, and t-rivets up to and including 1/4" diameter in all materials
- > Comes with nose pieces in 3/16" and 1/4" sizes
- > Forged aluminum handle
- > Nose pieces stored conveniently underneath base of gun

(Includes blow molded storage case and nose pieces)

#### SX1819T

Rivet Capacity (in.)	1/4
Traction Power (ft. lbs.)	3,960
Air Pressure (PSI)	70-100
Stroke Length (in.)	3/4
Height (in.)	12-9/16
Weight (lbs.)	5.5
Min. Hose Size (I.D.)	3/8
Air Inlet Thread Size (NPTF)	1/4



### 1/4" HEAVY DUTY VACUUM RIVET GUN

- > Features a pulling (traction) power of 3,960 ft. lbs.
- > Sets all conventional, standard, and structural blind rivets, monobolts, and t-rivets up to and including 1/4" diameter in all materials
- > Features a patented vacuum system to allow ease of use in all positions
- > Comes with nose pieces in 3/16" and 1/4" sizes
- > Forged aluminum handle
- > Nose pieces stored conveniently underneath base of gun

(Includes blow molded storage case, nose pieces, and mandrel collection hose)

#### SX1819TV

Rivet Capacity (in.)	1/4
Traction Power (ft. lbs.)	3,960
Air Pressure (PSI)	70-100
Stroke Length (in.)	3/4
Height (in.)	12-9/16
Weight (lbs.)	5.3
Min. Hose Size (I.D.)	3/8
Air Inlet Thread Size (NPTF)	1/4


**GRAVITY FEED  
SPRAY GUN**

- > Adjustable spray pattern varies from round jet to full flat jet
- > Fine atomization at low air consumption
- > Excellent balance with soft trigger action
- > Sunex 9091 Mini Regulator with Pressure Gauge included
- > 1.4 mm fluid orifice

**1.4mm**

Optional 2.0 mm needle, nozzle, and cap set - RS9002B2.0  
Replacement cup assembly - RS600CCA

<b>9002B</b>	
Air Inlet Thread Size (NPTF)	1/4
Recommended Air Pressure (PSI)	43
Inlet Pressure (PSI)	43
Nozzle Pressure	10
Fluid Orifice (mm)	1.4


**GRAVITY FEED  
SPRAY GUN**

- > Gravity feed action uses less air and offers increased control over atomization and fluid output
- > Adjustable spray pattern varies from round jet to full flat jet
- > Excellent balance with soft trigger action
- > Die cast aluminum gun body
- > 1.4 mm fluid orifice - 9004A

**1.4mm**

Optional 2.0 mm needle, nozzle and cap set - RS9004A2.0  
Replacement cup assembly - RS600CCA

<b>9004A</b>	
Air Inlet Thread Size (NPTF)	1/4
Fluid Orifice 9004A (mm)	1.4
Inlet Pressure (PSI)	50
Recommended Air Pressure (PSI)	43
Nozzle Pressure	25


**TOUCH UP SPRAY GUN  
WITH CUP**

- > Lightweight, compact design
- > Overhead trigger for fine control
- > Adjustable siphon cup
- > Adjustable fluid control
- > 0.8 mm fluid orifice

**0.8mm**

Replacement cup (no lid) - RS10A23  
Replacement lid assembly - RS10A21

<b>SX10A</b>	
Air Inlet Thread Size (NPTF)	1/4
Recommended Air Pressure (PSI)	40
Inlet Pressure (PSI)	50
Nozzle Pressure	26
Fluid Orifice (mm)	0.8



**HIGH PRESSURE  
SPRAY GUN**

- > Nickel plated head and air nozzle
- > External breather tube cup
- > Adjustable air and paint controls
- > Dual action trigger
- > Durable black finish
- > 1.4 mm fluid orifice
- > 1000 ml cup size

**1.4mm**

Replacement cup (no lid) - RS76C  
Replacement lid assembly - RS76LA

**SX76**

Air Inlet Thread Size (NPTF)	1/4
Recommended Air Pressure (PSI)	50-70
Fluid (water) Delivery (ml/min)	180-240
Nozzle Pressure	50
Fluid Orifice (mm)	1.4



**SPRAY GUN HOLDER  
WITH PAINT STRAINER**

- > Black powder coated finish
- > Holds all types of gravity feed spray guns while not in use
- > Accommodates both full size and touch-up guns
- > Can be mounted on a wall or a counter

(Includes paint strainer attachment)

**9014A**



**MINI DIAPHRAGM REGULATOR  
WITH PRESSURE GAUGE**


- > Precision valve allows proper air pressure in spray gun
- > 0-140 PSI pressure gauge
- > Fits most makes and models of spray guns and air tools
- > Shipping weight (lbs.) - 0.6

**9091**




**SPARK PLUG CLEANER**

- > Cleans all spark plugs
- > Compact for easy storage
- > Two way valve allows for abrasive blast or clean air

**Replacement silica - 3914**
**Replacement bag - 3915**
**3912**

**AIR OPERATED GREASE GUN**

- > Ideal for lubrication and maintenance of automotive and industrial equipment
- > Lightweight design for ease of operation
- > Provides wide angle operation in narrow spaces

(Includes metal extension nozzle and flexible nylon extension)

**Replacement flexible nylon extension - RS901122**
**Replacement hexagonal spout (metal extension nozzle) - RS901109**
**9011**

Length (in.)	16
Width (in.)	2.5
Height (in.)	7


**DUAL FUNCTION POWER VACUUM**


- > Dual function vacuum and blower
- > Lightweight composite housing
- > Great for detail work and media installation
- > Non-woven dust bag has zipper for easy debris removal

(Includes flexible extension tube, rotatable brush, crevice attachment, orifice attachment, and non-woven dust bag)

**SX1000**

Vacuum Level (mmHg)	7.5
Weight (lbs.)	1.47
Length (in.)	5.7
Average Air Consumption (CFM)	3.36
Air Inlet Thread Size (NPTF)	1/4
Min. Hose Size (in.)	5/16
Sound Level (dBA)	92

**CHUCKS**



	DESCRIPTION	MODEL
A	1/2" Jacobs® keyless chuck (3/8-24 spindle)	RS79437N
B	1/2" Jacobs® heavy duty chuck (3/8-24 spindle)	RS87109
C	3/8" Jacobs® keyless chuck (3/8-24 spindle)	RS79535
D	3/8" Jacobs® geared chuck for (3/8-24 spindle)	RS87106

RS #'s are only available through Sunex Tools Service Dept.

**MODEL 8727  
1/2" 4-WAY CHUCK KEY**

> Opens 127 different chucks



**MODEL 8737  
3/8" 4-WAY CHUCK KEY**

> Opens 86 different chucks

**Chuck keys will open most chucks used by the following manufacturers:**

Aro®	Jacobs®
Atlas Copco®	Makita®
Black & Decker®	Master Power®
Bosch®	Michigan Pneumatic®
Buffalo®	Milwaukee®
Chicago Pneumatic®	Porter Cable®
Cooper®	Reg®
Craftsman®	Ridgid®
Cushman®	Rockwell®
Delta®	Rohm®
Desoutter®	Sioux®
Dotco®	Skil®
Florida Pneumatic®	Thor®
Ingersoll Rand®	U.S. Air Tool®

**5 PIECE  
3" CUTTING WHEELS**

- > 3" x 1/16" double reinforced
- > Use with 3/8" arbor
- > Complies with ANSI B7.1/OSHA regulations

*\*Do not exceed 20,000 RPMs*




**87602**

Diameter (in.)	3
Qty. Included	5
Max. RPM	20,000
Shipping Weight (lbs.)	0.2

**SANDER, POLISHER,  
AND GRINDER  
ACCESSORIES**

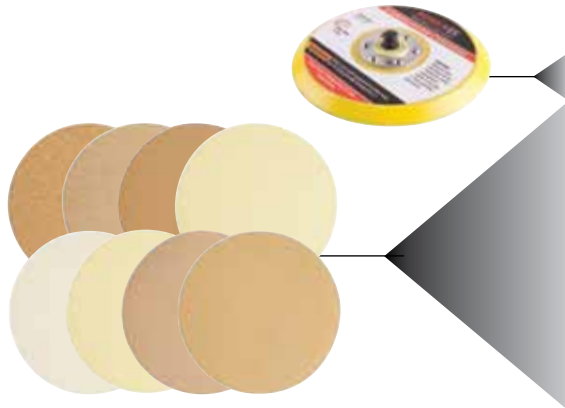

	DESCRIPTION	MODEL
A	6" PSA Sanding Pad	6PSAPAD
B	Set of 3 Backing Plates - 3", 4-1/2", 5-1/2" for SX265B	RS265B31
C	Pad Nut for SX7770 and SX7870	RS787037
D	Pad assembly for SX288C	RS28635A
E	4" Grinding Wheel for SX211A, SX210	RS21134
F	Pad for SX7770 and SX7870	RS787036
G	Sanding Pad for SX296C	RS296C44
H	Stripping Wheel for SX8200	8200SW
I	Rubber Eraser Wheel for SX8200	8200REW
J	Wire Wheel Hub for SX8200	8200HUB
K	Wire Wheel (Fine) for SX8200	8200WWF
L	Wire Wheel (Medium) for SX8200	8200WWM
M	Wire Wheel (Coarse) for SX8200	8200WWC

**RETAINER SPRING,  
QUICK CHANGE  
RETAINER, STEEL  
NEEDLES, AND  
SAW BLADES**


	DESCRIPTION	MODEL
A	Quick change retainer spring for SX235KTA, SX275B and SX241B	RS87301
B	Quick change retainer for SX243	RS248025
C	1/8" Needle for SX246 (sold individually)	RS24623
D	1/8" Needle for SX247 (sold individually)	RS730280

# ACCESSORIES

	MODEL	DESCRIPTION
	2QCPAD	2" Quick Change Pad (female) 1/4"-20T
	3QCPAD	3" Quick Change Pad (female) 1/4"-20T
	2AQQC036-50	2" Aluminum Oxide Quick Change Discs Grit 36 (box 50)
	2AQQC050-50	2" Aluminum Oxide Quick Change Discs Grit 50 (box 50)
	2AQQC080-50	2" Aluminum Oxide Quick Change Discs Grit 80 (box 50)
	2AQQC120-50	2" Aluminum Oxide Quick Change Discs Grit 120 (box 50)
	3AQQC036-50	3" Aluminum Oxide Quick Change Discs Grit 36 (box 50)
	3AQQC050-50	3" Aluminum Oxide Quick Change Discs Grit 50 (box 50)
	3AQQC080-50	3" Aluminum Oxide Quick Change Discs Grit 80 (box 50)
	2ZGQC036-50	2" Zirconia Grain Quick Change Discs Grit 36 (box 50)
	2ZGQC050-50	2" Zirconia Grain Quick Change Discs Grit 50 (box 50)
	2ZGQC080-50	2" Zirconia Grain Quick Change Discs Grit 80 (box 50)
	2ZGQC120-50	2" Zirconia Grain Quick Change Discs Grit 120 (box 50)
	3ZGQC036-50	3" Zirconia Grain Quick Change Discs Grit 36 (box 50)
	3ZGQC050-50	3" Zirconia Grain Quick Change Discs Grit 50 (box 50)
	3ZGQC080-50	3" Zirconia Grain Quick Change Discs Grit 80 (box 50)
	3ZGQC120-50	3" Zirconia Grain Quick Change Discs Grit 120 (box 50)
	2AOFINEQC-50	2" Aluminum Oxide Surface Conditioning Disc Blue - Fine (box 50)
	2AOMEDQC-50	2" Aluminum Oxide Surface Conditioning Disc Maroon - Medium (box 50)
	2AOCRSQC-50	2" Aluminum Oxide Surface Conditioning Disc - Brown - Coarse (box 50)
	3AOFINEQC-50	3" Aluminum Oxide Surface Conditioning Disc Blue - Fine (box 50)
	3AOMEDQC-50	3" Aluminum Oxide Surface Conditioning Disc Maroon - Medium (box 50)
	3AOCRSQC-50	3" Aluminum Oxide Surface Conditioning Disc - Brown - Coarse (box 50)
	3HLPAD	3" Hook and Loop Pad with 5/16"-24 Male
	3AOSD036-25	3" Aluminum Oxide Sanding Disk Hook and Loop Grit 36 (box 25)
	3AOSD036-50	3" Aluminum Oxide Sanding Disk Hook and Loop Grit 36 (box 50)
	3AOSD080-25	3" Aluminum Oxide Sanding Disk Hook and Loop Grit 80 (box 25)
	3AOSD080-50	3" Aluminum Oxide Sanding Disk Hook and Loop Grit 80 (box 50)
	3AOSD180-25	3" Aluminum Oxide Sanding Disk Hook and Loop Grit 180 (box 25)
	3AOSD180-50	3" Aluminum Oxide Sanding Disk Hook and Loop Grit 180 (box 50)
	3AOSD220-25	3" Aluminum Oxide Sanding Disk Hook and Loop Grit 220 (box 25)
	3AOSD220-50	3" Aluminum Oxide Sanding Disk Hook and Loop Grit 220 (box 50)
	3AOSD320-25	3" Aluminum Oxide Sanding Disk Hook and Loop Grit 320 (box 25)
	3AOSD320-50	3" Aluminum Oxide Sanding Disk Hook and Loop Grit 320 (box 50)
	3AOSD800-25	3" Aluminum Oxide Sanding Disk Hook and Loop Grit 800 (box 25)
	3AOSD800-50	3" Aluminum Oxide Sanding Disk Hook and Loop Grit 800 (box 50)
		3WOLSFTPAD
3BLKSFTPAD		3" Hook and Loop Polishing Pad - Black
3WHTMEDPAD		3" Hook and Loop Polishing Pad - White



MODEL	DESCRIPTION
6PSAPAD	6" Sanding Pad (PSA)
6AOPSA080-50	6" Premium Gold Sanding Discs Grit 80
6AOPSA120-50	6" Premium Gold Sanding Discs Grit 120
6AOPSA150-50	6" Premium Gold Sanding Discs Grit 150
6AOPSA180-50	6" Premium Gold Sanding Discs Grit 180
6AOPSA240-50	6" Premium Gold Sanding Discs Grit 240
6AOPSA320-50	6" Premium Gold Sanding Discs Grit 320
6AOPSA500-50	6" Premium Gold Sanding Discs Grit 500
6AOPSA600-50	6" Premium Gold Sanding Discs Grit 600



### 8 PIECE AIR CHISEL SET

- > Canvas pouch for convenience and easy storage
- > Made of SCM440 high alloy steel
- > Zinc phosphate finish

**.401 shank**

### 87208

INCLUDES:

AC03	13/16" Flat Chisel - 7" Length
AC08	Tapered Punch - 7" Length
AC12	Dual Blade Panel Cutter - 7" Length
AC17	Tailpipe Cutter - 8" Length
AC18	Muffler Cutter - 8" Length
AC19	Muffler & Pipe Cutter - 8" Length
AC22	Spot Weld Cutter - 7" Length
AC24	3/8" Nut Splitter - 10" Length



### 6 PIECE AIR CHISEL SET


- > Canvas pouch for convenience and easy storage
- > Made of SCM440 high alloy steel
- > Zinc phosphate finish

**.401 shank**

### ACS06

INCLUDES:

AC03	13/16" Flat Chisel - 7" Length
AC17	Tailpipe Cutter - 8" Length
AC18	Muffler Cutter - 8" Length
AC19	Muffler & Pipe Cutter - 8" Length
AC20	Outside Muffler Pipe Cutter - 8" Length
AC21	Inside Muffler Pipe Cutter - 8" Length



### 10 PIECE AIR CHISEL SET

- > Canvas pouch for convenience and easy storage
- > Made of SCM440 high alloy steel
- > Zinc phosphate finish

**.401 shank**

### ACS10


INCLUDES:

AC03	13/16" Flat Chisel - 7" Length
AC07	Claw Ripper & Panel Cutter - 7" Length
AC08	Tapered Punch - 7" Length
AC10	Straight Punch - 7" Length
AC12	Dual Blade Panel Cutter - 7" Length
AC13	Rivet Cutter - 6-1/2" Length
AC14	1" Standard Hammer - 3-1/2" Length
AC16	Bushing Splitter - 6-1/2" Length
AC18	Muffler Cutter - 8" Length
AC23	5/16" Nut Splitter - 6" Length

**INDIVIDUAL  
AIR CHISELS**

- > Made of SCM440 high alloy steel
- > Zinc phosphate finish

**.401 shank**



A	AC01	1/2" Flat Chisel - 7" Length
B	AC19	Muffler & Pipe Cutter - 8" Length
C	AC14	1" Standard Hammer - 3-1/2" Length
D	AC12	Dual Blade Panel Cutter - 7" length
E	AC04	1-9/16" Flat Chisel - 7" Length
F	AC20	Outside Muffler Pipe Cutter - 8" Length
G	AC15	1" Hammer - 7" Length
H	AC16	Bushing Splitter - 6-1/2" Length
I	AC11	Single Blade Panel Cutter - 7" Length
J	AC21	Inside Muffler Pipe Cutter - 8" Length
K	AC22	Spot Weld Cutter - 7" Length
L	AC08	Tapered Punch - 7" Length
M	AC03	3/4" Flat Chisel - 7" Length
N	AC23	5/16" Nut Splitter - 6" Length
O	AC24	3/8" Nut Splitter - 10" Length
P	AC18	Muffler Cutter - 8" Length
Q	AC10	Straight Punch - 7" Length
R	AC07	Claw Ripper & Panel Cutter - 7" Length
S	AC05	13/16" Flat Chisel - 11" Length
T	AC09	1-3/8" Chisel Scraper - 7" Length
U	AC13	Rivet Cutter - 6-1/2" Length
V	AC25	3/8" Nut Splitter - 18" Length
W	AC02	5/8" Flat Chisel - 6-1/2" Length
X	AC17	Tailpipe Cutter - 8" Length
Y	AC06	13/16" Flat Chisel - 18" Length

# LIFTING EQUIPMENT

**GUARANTEED TO PERFORM**



Trusted by Professionals  
Since 1977

[www.sunextools.com](http://www.sunextools.com)

 **SUNEX**<sup>®</sup>  
T O O L S

## SUNEX TOOLS® WARRANTY PROGRAM

**Sunex Tools® Bottle Jacks, Long Ram Jacks, and Jack Stands:** These products carry a **One Year Warranty**. During this warranty period, Sunex Tools® will replace any unit which proves to be defective in material or workmanship.

**Sunex Tools® Other Lifting Equipment:** These products carry a **One Year Warranty**. During this warranty period, Sunex Tools® will repair or replace at our option any part or unit which proves to be defective in material or workmanship.

### THE PROFESSIONAL TECHNICIAN'S MOST VALUABLE SOURCE FOR HEAVY DUTY SHOP AND LIFTING EQUIPMENT

Sunex Tools® is an American owned company with over three decades of experience in design, development and supplying of lifting and shop equipment to the automotive, heavy duty truck, collision repair, and industrial markets. Sunex Tools® products are designed to equip professional technicians with the heavy duty, dependable tools they expect. An all encompassing sales and service program supports Sunex's vision to be the professional technician's most valuable source for shop and lifting equipment. Sunex Tools® continues product development with a sense of urgency to respond to technicians' input and industry needs.



Please Note:

RapidRise logo indicates the product includes a power unit that provides a quick pumping feature to reduce work time and effort.



**MODEL 66037**  
**3.5 TON CAPACITY**  
**FLOOR SERVICE JACK**



**SUNEX HD** A heavy duty service jack designed for continuous, dependable performance in any automotive service and repair shop.

**FEATURES:**

- > **RapidRise** hydraulic power unit includes dual pump pistons that raise the lift arm to maximum height in six full incremental pump strokes
- > Strong chassis with upper and lower frame flanges to withstand twisting
- > Wide front wheels and ball bearing mounted rear caster wheels for stability and easy maneuverability
- > Angular positioned pump pistons provide maximum effective pump stroke when jack is completely under a vehicle
- > Pump piston dust shields and wiper seals prevent contaminants from entering the hydraulic system
- > Overload and bypass safety valves prevent the jack from being used beyond its rated capacity and prevent ram over extension
- > Rubber saddle pad protects vehicle frame from scratches while also providing a sure grip lifting surface. Grooved saddle pad surface accepts vehicle panel rail
- > Pump handle protector pad prevents damage to under car components and any vehicle parked close to the jack



**MODEL 66037** 3.5 TON

**MODEL 7702**  
**700 LB. CAPACITY**  
**TRANSMISSION SADDLE ADAPTER**

This adapter can transform your 66037 jack into a transmission jack easily and quickly by replacing the stock saddle with this adapter.

**FEATURES:**

- > Fits Sunex model floor jack 66037
- > Fully adjustable universal saddle with safety chain for securing the transmission

**SPECIFICATIONS:**

- > Shipping Weight: 34.6 Lbs.



**MODEL 7702** 700 LB.

**MODEL 6613A**  
**2 TON CAPACITY**  
**LOW PROFILE SERVICE JACK**



**SUNEX HD** A heavy duty service jack designed with a low profile chassis and lift height to get under vehicles with limited ground clearance.

**FEATURES:**

- > **RapidRise** hydraulic power unit includes dual pump pistons that raise the lift arm to maximum height in 5-1/2 pump strokes
- > Strong chassis with upper and lower frame flanges to prevent twisting.
- > Wide front wheels and ball bearing mounted rear caster wheels for stability and easy maneuverability
- > Angular positioned pump pistons provide maximum effective pump stroke when jack is completely under the vehicle
- > Pump piston dust shields and wiper seals protect hydraulic system from contaminants.
- > Overload and bypass safety valves prevent the jack from being used beyond its rated capacity and prevent ram over extension



**MODEL 6613A** 2 TON

MODEL #	Capacity (tons)	Low Height (in.)	High Height (in.)	Chassis Length (in.)	Overall Width (in.)	Chassis Height (in.)	Handle Length (in.)	Saddle Dia. (in.)	Shipping Weight (lbs.)
66037	3.5	3.875	20.5	28	14.25	6.375	50	4.75	115
6613A	2	2.83	19.68	28.93	13.46	5.875	50	4.72	77.16

## FLOOR SERVICE JACKS

### MODEL 6603 3 TON CAPACITY FLOOR SERVICE JACK

A standard duty floor jack for the budget conscious user who still wants the quality of a Sunex product to handle any automotive repair shop work.

#### FEATURES:

- > High carbon steel side plates for increased chassis strength
- > Wide front wheels and ball bearing mounted rear caster wheels for stability and easy maneuverability
- > Two piece handle with knurled hand grip provides non-slip ease of pumping and longer reach under the vehicle
- > Wiper seals protect hydraulic system from contaminants
- > Overload and bypass safety valves prevent the jack from being used beyond its rated capacity and prevent ram over extension



**MODEL 6603** 3 TON

### MODEL 6612UPS 2.25 TON CAPACITY FLOOR SERVICE JACK

A standard duty floor jack for the budget conscious user who still wants the quality of a Sunex product to handle most automotive repair shop work.

#### FEATURES:

- > Same features as the model 6603 but with lower capacity, narrower front wheels, slightly shorter pump handle, and less weight making it ideal for UPS shipping



**MODEL 6612UPS** 2.25 TON

### MODEL 6602ASJ 2 TON CAPACITY ALUMINUM SERVICE JACK



A 49 pound lightweight jack designed for the track side racer or automotive enthusiast that wants quick operating performance.

#### FEATURES:

- > **RapidRise** hydraulic power unit with dual pump pistons that raise the lift arm to maximum height in five pump strokes
- > Thick frame side plates and reinforced lift arm for added strength, chassis torsion control, and durability
- > Angular positioned pump pistons provide maximum effective pump stroke when jack is completely under the vehicle
- > Wiper seals protect hydraulic system from contaminants
- > Overload and bypass safety valves prevent the jack from being used beyond its rated capacity and prevent ram over extension
- > Ball bearing mounted rear swivel caster wheels and wide track front wheels for easy maneuverability
- > Side mounted handles for carrying and easy positioning
- > Rubber saddle protector insert prevents scratching and gouging of under car components
- > Two piece handle for storage; quick lock feature for engagement and disengagement of handle halves



**MODEL 6602ASJ** 2 TON

MODEL #	Capacity (tons)	Low Height (in.)	High Height (in.)	Chassis Length (in.)	Overall Width (in.)	Overall Height (in.)	Saddle Dia. (in.)	Handle Length (in.)	Shipping Wt. (lbs.)
6603	3	4.5	19.5	24.5	13.75	6.25	4.75	39.25	81.5
6612UPS	2.25	5.12	19.5	23	13.187	6.5	4.312	47	70
6602ASJ	2	3.5	20	26.5	13	6.5	4.56	50	58

**MODEL 6604**  
**5 TON CAPACITY**  
**FLOOR SERVICE JACK**

**SUNEX<sup>HD</sup>** A heavy duty service jack designed for continuous, dependable performance in fleet truck shops, farm equipment dealers, bus company garages and commercial vehicle service bays.

**FEATURES:**

- > Heavy gauge steel side plates prevent twisting
- > Front wheels with roller bearings and ball bearing mounted rear caster wheels provide stability and easy maneuverability
- > Rear kick plate helps turn jack in tight places
- > Hydraulic power unit is Uniweld constructed for increased strength and leak prevention
- > Wiper seals protect hydraulic system from contaminants
- > Flash chromed ram and pump piston for rust prevention
- > Overload and bypass safety valves prevent the jack from being used beyond its rated capacity and prevent ram over extension
- > Foot pump pedal raises the lift arm to the load quickly and "T" handle pumps jack under load
- > Lever on "T" handle locks it in any one of three different positions
- > Release knob on top of handle operates independently of handle locking lever



**MODEL 6604** 5 TON  
**6606** 5 TON (SHOWN)

**MODEL 6606**  
**5 TON CAPACITY AT 100 PSI**  
**AIR/HYDRAULIC FLOOR SERVICE JACK**

**SUNEX<sup>HD</sup>** Same use as the model 6604 with the added convenience of lifting by depressing an air valve.

**FEATURES:**

- > Same features as the model 6604 but can be operated with 100 psi of air pressure in addition to the foot pedal and "T" handle pumping operations

**MODEL 6609**  
**10 TON CAPACITY**  
**FLOOR SERVICE JACK**

**SUNEX<sup>HD</sup>** Same as model 6604 but twice the capacity.

**MODEL 6614**  
**10 TON CAPACITY AT 100 PSI**  
**AIR/HYDRAULIC FLOOR SERVICE JACK**

**SUNEX<sup>HD</sup>** Same intended use and product features as the model 6606 but twice the capacity.



**MODEL 6609** 10 TON (SHOWN)  
**6614** 10 TON

MODEL #	Capacity (tons)	Low Height (in.)	High Height (in.)	Chassis Length (in.)	Overall Width (in.)	Chassis Height (in.)	Saddle Dia. (in.)	Handle Length (in.)	Shipping Wt. (lbs.)
6604	5	5	22	55.5	17	9.5	5.75	45.75	225
6606	5 @ 100PSI	5	22	55.5	17	9.5	5.75	45.75	230
6609	10	6.25	22.5	61	17	10.5	5.875	45.75	359
6614	10 @ 100PSI	6.25	22.5	61	18.5	10.5	5.875	45.75	364

## TRUCK JACKS

**MODEL 6622**  
**22 TON CAPACITY AT 100 PSI**  
**AIR/HYDRAULIC TRUCK JACK**

**SUNEX HD** Designed for heavy duty truck and trailer shop use, rail and bus work, and portable for roadside service calls.

**FEATURES:**

- > Narrow chassis design fits easily between tandem wheels
- > Chassis base is contoured so wheels make contact with ground when jack is not under load and raises them off the ground when under load to prevent damage
- > 8" Diameter pneumatic wheels make maneuverability easy
- > Wiper seals protect hydraulic system from contaminants
- > Overload and bypass safety valves prevent the jack from being used beyond its rated capacity and prevent ram over extension
- > Self-retracting ram
- > Lever on "T" handle locks it in any one of three different positions
- > Release knob on top of handle operates independently of handle locking lever.
- > Integrated filter protects air motor
- > Four adapters (1.875" and 2.625" diameter saddles, 2" and 4" extension adapters) with handle mounted saddle holder included



**MODEL 6622** 22 TON

**MODEL 6635**  
**22/35 TWO STAGE TON CAPACITY**  
**AT 100 PSI AIR/HYDRAULIC**  
**TELESCOPIC TRUCK JACK**

**SUNEX HD** Same use and features as the model 6622 but with telescopic rams and no adaptors. This model does not have wiper seals.



**MODEL 6635** 22/35 TON

MODEL #	Capacity (tons)	Low Height (in.)	Ram Travel (in.)	Ext. Screw Adj. (in.)	Max. Height w/ Adapter (in.)	Chassis Length (in.)	Overall Width (in.)	Wheel Dia. (in.)	Saddle Dia. (in.)	Handle Length (in.)	Shipping Weight (lbs.)
6622	22 @ 100 PSI	9	4.75	3.25	21	21	13	8	1.75	49	102
6635	22/35 @ 100 PSI	8.625	7.75	3.375	19.75	24	13.75	8	2	49	119

**MODEL 6623  
20 TON CAPACITY AT 100 PSI  
AIR/HYDRAULIC TRUCK JACK**

A standard duty truck jack for the budget conscious user who still wants the quality of a Sunex product to handle truck and trailer shop work, bus work, and roadside service calls.

**FEATURES:**

- > Narrow chassis design fits easily between tandem wheels
- > Hand grip can be used to store in vertical position
- > 5" Diameter composite wheels make maneuverability easy
- > Wiper seals protect hydraulic system from contaminants
- > Overload and bypass safety valves prevent the jack from being used beyond its rated capacity and prevent ram over extension
- > Self-retracting ram
- > Integrated filter protects air motor
- > Removable extension screw fits in the two 4" long extension adapters included for added height


**MODEL 6623** 20 TON

MODEL #	Capacity (tons)	Low Height (in.)	Ram Travel (in.)	Ext. Screw Adj. (in.)	Max. Height w/ Adapter (in.)	Chassis Length (in.)	Overall Width (in.)	Overall Width (in.)	Wheel Dia. (in.)	Saddle Dia. (in.)	Reach from Ram (in.)	Shipping Weight (lbs.)
6623	20 @ 100 PSI	8.661	3.937	2.755	23.353	17.795	8.897	6.5	5	1.75	45	54

**MODEL 6710  
10 TON CAPACITY AT 175 PSI  
PORTABLE AIR LIFT JACK**


Ideal for lifting trucks, trailers, farm and construction equipment where crowded conditions require single point contact but may be used in pairs.

**FEATURES:**

- > 8" diameter rubber wheels make maneuverability easy
- > Air valve provides speed control when lifting or lowering a load
- > "T" handle and 8 foot air hose for remote safe positioning and operation
- > Extension tubes and detent pins provide multiple lift heights and support after lifting
- > Ridged saddle with locating lugs provides excellent gripping surface


**MODEL 6710** 10 TON

MODEL #	Capacity (tons)	Low Height (in.)	Ram Travel (in.)	Max. Height w/ Ext. Tubes (in.)	Overall Length (in.)	Overall Width (in.)	Wheel Dia. (in.)	Saddle (in.)	Handle Length (in.)	Shipping Weight (lbs.)
6710	10 @ 175 PSI	17.75	11.5	49	58	13.625	8	2 x 5	37.5	187

## TRUCK EQUIPMENT

### MODEL 1330 BRAKE DRUM HANDLER

**SUNEX<sup>HD</sup>** Designed for removing, installing, and transporting outboard mounted brake drums and inboard mounted drums with disc wheel hubs found on most class 7 and 8 tractor and trailer brake systems.

**FEATURES:**

- > Handles 15" and 16.5" brake drums without having to manually lift them
- > 8" Diameter rubber wheels make maneuverability easy
- > Adjustable angle bracket secures drum to the handler
- > Drive screw with machine handle quickly raises and lowers handler's carriage
- > Removable handle for easy storage



**MODEL 1330**


MODEL #	Low Height (in.)	High Lift Height (in.)	Overall Length (in.)	Overall Width (in.)	Wheel Dia. (in.)	Shipping Weight (lbs.)
1330	10.25	15.25	63	20.5	8	62

### MODEL 1520 20 TON CAPACITY PAIR OF TRUCK RAMPS

**SUNEX<sup>HD</sup>** Designed to elevate the front or rear of a truck to gain access to frame and components.

**FEATURES:**

- > Accepts tire widths up to 16"
- > Telescopic T-handle extends to expose wheels for easy maneuverability and retracts for storage
- > Rubber surface base prevents slippage when truck drives up or off ramps
- > Perforated holes in ramps for tire traction



**MODEL 1520 20 TON**

MODEL #	Capacity (tons)	Overall Length (in.)	Overall Width (in.)	Overall Height (in.)	Handle Length (in.)	Shipping Weight (lbs.)
1520	20 per pair	50.5	18.375	9.25	34	320

### MODEL 1501 1500 LBS. CAPACITY WHEEL DOLLY

**SUNEX<sup>HD</sup>** For the removal, installation, and transportation of single, tandem, and duplex tire and wheel combinations.

**FEATURES:**

- > Hydraulically activated lift arms handle wheel assemblies up to 52" diameter
- > Frame with tilt feature aligns lift arms with spindle angle
- > Three ball bearing mounted caster wheels provide stability and easy maneuverability
- > Bearing mounted lift arms easily rotate vehicle rim for bolt pattern alignment



**MODEL 1501 1500 LB.**

MODEL #	Capacity (lbs.)	Lift Range (in.)	Lift Arm Length (in.)	Lift Arm Spread Min/Max (in.)	Overall Length (in.)	Overall Width (in.)	Overall Height (in.)	Shipping Weight (lbs.)
1501	1500	0 to 9.25	26	21 to 25	31	43	35	170

## JACK STAND MODELS

**1003 PAIR OF 3 TON**  
**1006 PAIR OF 6 TON**  
**1012 PAIR OF 12 TON**

Used in pairs for supporting automotive vehicles after lifting.

### FEATURES:

- > Four legged steel base with pads for stability
- > Ductile iron support column with ratchet teeth provides multiple height positions
- > Self-locking handle and pawl secure column in place
- > Large saddles with locating lugs provide support. The 6 ton saddle includes a recess for acceptance of a vehicle panel rail

MODEL #	Capacity (tons)	Low Height (in.)	High Height (in.)	Base (in.)	Shipping Weight (lbs.)
1003	3	11.625	16.75	7.25 x 8.06	16
1006	6	15.75	24	10.375 x 11.5	32.5
1012	12	19.5	30	12.5 x 14.75	75



**MODEL**  
**1003** 3 TON  
**1006** 6 TON (SHOWN)  
**1012** 12 TON

## JACK STAND MODELS

**1210 PAIR OF 10 TON LOW HEIGHT**  
**1310 PAIR OF 10 TON MEDIUM HEIGHT**  
**1410 PAIR OF 10 TON HIGH HEIGHT**  
**1522 PAIR OF 22 TON**

**SUNEX HD** Used in pairs for supporting trucks, trailers, and equipment in fleet garages, agricultural, industrial, and construction environments.

### FEATURES:

- > Four leg steel base and support tube made of heavy schedule pipe for added strength and stability
- > Multiple hole locations in the support tube make pin facilitated height adjustment quick and easy
- > Height adjustment pin is attached to stand to prevent loss
- > Large saddle with locating lugs support and position vehicle frame
- > Model 1522 stands have a flat base with telescopic tubes and modified V-shaped saddle to cradle axles or other under truck components



**MODEL**  
**1210** 10 TON  
**1310** 10 TON (SHOWN)  
**1410** 10 TON



**1522** 22 TON

MODEL #	Capacity (tons)	Low Height (in.)	High Height (in.)	Height Intervals (in.)	Base (in.)	Saddle Size (in.)	Shipping Weight (lbs.)
1210	10	11	17.3	4 x 1.5	12.2 x 12.2	3.1 x 5.1	59.5
1310	10	18.9	29.9	7 x 1.5	16.9 x 16.9	3.1 x 5.1	93.6
1410	10	28.1	46.5	10 x 2	15.7 x 15.7	3.1 x 5.1	115.6
1522	22	11.8	19.7	3 x 3.1	10 x 10	2.3 x 3.5	72.7

## UNDER HOIST & TRAILER SUPPORT STANDS

### MODEL 6809 1500 LBS. CAPACITY UNDER HOIST SUPPORT STAND

Designed to support vehicle components only and ideal for exhaust system installations and shock absorber replacement.

**FEATURES:**

- > 12" Diameter base for stability and slender design for lightweight, easy handling in close quarters
- > Bearing mounted spin handle and self-locking Acme™ threaded screw provide easy turning and height adjustment under load
- > Contoured saddle supports most component configurations

### MODEL 6810 1500 LBS. CAPACITY UNDER HOIST SUPPORT STAND WITH PEDAL

Same features as the model 6809 but with a foot pedal that will lift a vehicle component weighing 400 pounds another 1.25".

### MODEL 6808BD 2 TON CAPACITY UNDER HOIST SUPPORT STAND

Designed to help support and stabilize a vehicle on an in-ground or above-ground lift. Must be used in pairs.

**FEATURES:**

- > 24" Triangular base for stability
- > Bearing mounted spin handle and self-locking Acme™ threaded screw provide 8" of height adjustment
- > Contoured saddle supports most vehicle frame components



**MODEL 6809** 1500 LB.

**MODEL 6810** 1500 LB.

**MODEL 6808BD** 2 TON

MODEL #	Capacity (lbs.)	Low Height (in.)	Raised Height (in.)	Base (in.)	Saddle Size (in.)	Shipping Weight (lbs.)
6809	1500	53	79	12 dia.	1.625 x 5.5	29
6810	1500	53	79	12 dia.	1.625 x 5.5	33
6808BD	2 ton	68	76	24 triangle	3.25 x 3.25	35

### MODEL 1622 20 TON CAPACITY TRAILER STABILIZING STAND

**SUNEX HD** Designed to stabilize and assist in supporting the front or rear end of a tractorless trailer. Sold individually but intended to be used in pairs.

**FEATURES:**

- > 14" Diameter base for stability
- > Easy turning spin handle and coarse threaded 1.5" diameter adjustment screw provide strength and fine adjustment
- > Saddle made of aggressive diamond plate pattern to grip load
- > Required by OSHA to support loaded or unloaded trailers

MODEL #	Capacity (tons)	Low Height (in.)	Raised Height (in.)	Base (in.)	Saddle Size (in.)	Shipping Weight (lbs.)
1622	20 per stand	39	50.5	14 dia.	4.5 x 5	55



**MODEL 1622** 20 TON



# BOTTLE JACKS

## BOTTLE JACK MODELS

- 4902A 2 TON**
- 4904A 4 TON**
- 4906A 6 TON**
- 4908A 8 TON**

Used for lifting, pushing, bending, and straightening applications in the automotive, industrial, agricultural, recreation, and construction markets.

### FEATURES:

- > Ductile iron base for added strength
- > Electrostatic paint for rust prevention
- > Heat treated extension screw increases low height to get full use of ram travel
- > Hydraulic bypass system prevents over extension of ram
- > Two-piece slip fit handle for controlling the release valve and pumping the jack
- > Model 4908A includes a grab handle for carrying a heavier jack



## BOTTLE JACK MODELS

- 4912A 12 TON**
- 4913A 12 TON SHORT HEIGHT**
- 4920A 20 TON**
- 4923A 20 TON SHORT HEIGHT**
- 4930A 30 TON**
- 4950B 50 TON**

Used for the same applications of the lower capacity bottle jacks but also heavy duty trucks, farm equipment, building construction, mining, mobile home setup, oil field, and power sources for manufacturers' products.

### FEATURES:

- > Ductile iron base for added strength. Models 4930A and 4950B have solid steel bases
- > Electrostatic paint for rust prevention
- > Heat treated extension screw increases low height to get full use of ram travel in 12 and 20 ton models only
- > Hydraulic bypass system prevents over extension of ram
- > Model 4920A includes an overload valve to prevent being used beyond its rated capacity
- > Two-piece slip fit handle on models 4912A and 4920A, three-piece slip fit handle on the remaining models for controlling the release valve and pumping the jack
- > All models include a grab handle for carrying and positioning purposes



MODEL #	Capacity (tons)	Low Height (in.)	Ram Travel (in.)	Ext. Screw Travel (in.)	Max. Height (in.)	Base (in.)	Shipping Weight (lbs.)
4902A	2	7.25	4.75	2	14	3.5 x 3.75	6
4904A	4	7.75	5	2.25	15	3.6 x 4	7.5
4906A	6	8.5	5.75	2.75	17	3.8 x 4.5	10.2
4908A	8	9	6.25	3.25	18.5	4 x 4.75	12.7
4912A	12	9.125	6.125	3.25	18.5	4.5 x 5.25	16.4
4913A	12	6	3.75	1.75	11.5	5.15 x 5.5	14
4920A	20	9.5	6.56	2.43	18.5	5.75 x 6	24.6
4923A	20	6.62	3.87	1.37	11.87	6.1 x 6.25	20.6
4930A	30	11.2	7.07	-	18.27	6 x 7.75	47.74
4950B	50	11.79	7.07	-	18.86	7 x 8.75	67.54

## BOTTLE JACKS

### AIR/HYDRAULIC BOTTLE JACK MODELS

**4912CAH 12 TON**  
**4920CAH 20 TON**

**SUNEX HD** Designed for heavy duty truck and trailer shop use, rail and bus work, building construction, mining, mobile home setup, oil field, roadside service calls, and power supplies for manufactured products.

#### FEATURES:

- > High performance air pump reduces lifting time. Additional manual pump feature is used when there is no access to compressed air
- > Ductile iron base for added strength
- > Electrostatic paint for rust protection
- > Heat treated extension screw increases low height to get full use of ram travel
- > Overload and bypass safety valves prevent the jack from being used beyond its rated capacity and ram over extension
- > Self-retracting ram
- > Wiper seals protect hydraulic system from contaminants
- > 52" Long air line and air valve with integrated filter for remote use and protection from contaminants entering the air motor
- > 3 piece interlocking handle sections measuring 25.5" long provide easy pumping and operation of the release valve
- > Grab handles for carrying and positioning



**MODEL**  
**4912CAH** 12 TON  
**4920CAH** 20 TON (SHOWN)

MODEL #	Capacity (tons)	Low Height (in.)	Ram Travel (in.)	Ext. Screw Travel (in.)	Max. Height (in.)	Base (in.)	Saddle Dia. (in.)	Shipping Weight (lbs.)
4912CAH	12	10.250	6.625	3.125	20	4.625 x 8	1.5	28
4920CAH	20	10.312	6.312	3.312	19.936	5.25 x 8.5	1.875	37

### LONG STROKE BOTTLE JACK MODELS

**5041B 4 TON**  
**5081B 8 TON**  
**RS5218AHR 8 TON**



\*RapidRise feature applicable to RS5218AHR only.

Used for farm applications but primarily for OEM applications in the manufacturing of engine cranes and handling equipment requiring long hydraulic stroke.

#### FEATURES:

- > **RapidRise** hydraulic system and pivoting base on the model RS5218AHR raises the ram twice as fast as a standard jack
- > Ductile iron base for added strength
- > Electrostatic paint for rust prevention
- > Larger ram diameters to withstand side loads
- > Hydraulic bypass system prevents over extension of ram
- > Models 5041B and 5081B have a flat base but can be converted to a pivot base by using the model 5085 pivot base adapter (sold separately)



**MODEL**  
**5041B** 4 TON  
**5081B** 8 TON (SHOWN)  
**RS5218AHR** 8 TON

MODEL #	Capacity (tons)	Low Height (in.)	Ram Travel (in.)	High Height (in.)	Shipping Weight (lbs.)
5041B	4	24.4	19.5	43.9	26
5081B	8	24.4	19.5	43.9	32
RS5218AHR	8	24.213	18.898	43.1	34

### MODEL 5085 PIVOT BASE ADAPTER

Converts the flat bottom model 5041B and 5081B long stroke jacks to pivot base models.

#### FEATURES:

- > Made of fabricated steel with electrostatic painting to prevent rust
- > Easily installs on model 5041B and 5081B jack bases with hardware provided



**MODEL**  
**5085**

# PORTABLE HYDRAULIC POWER KITS

## MODEL 4940A 4 TON CAPACITY PORTABLE HYDRAULIC POWER KIT

A complete starter set primarily for collision repair work and can be used for spreading, bending, pushing, and clamping operations.

### FEATURES:

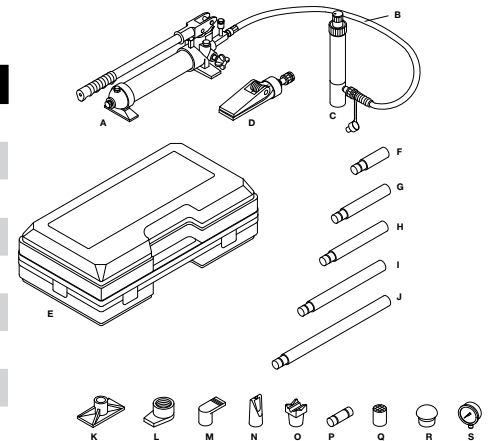
- > Slip fit design provides easy and quick changing of attachments
- > Quick disconnect hydraulic fittings on hose and rams
- > Attachments are interchangeable with many other popular brand kit components
- > Thread protector on cylinder
- > Blow molded storage case for ease of carrying
- > Kit Shipping Weight: 43 Lbs.

### SPECIFICATIONS AND PARTS INCLUDED:

PART #	Description	PART #	Description
A	RS4TP Pump (Incl. hose), 7,242 PSI	K	RS4T03 Flat Base
B	RSHS Hose	L	RS4T04A .5 Ton Ram Toe
C	RS4TR 4 Ton Ram	M	RS4T05 .5 Ton Plunger
D	RSSPR .5 Ton Spreader	N	RS4T06 Wedge Head
E	RS10T01 Case	O	RS4T07 V-Base
F	RS4T02.1 3.23" (82mm) Long Extension Tube	P	RS4T08 Male Connector
G	RS4T02.2 5.04" (128mm) Long Extension Tube	Q	RS4T09 Serrated Saddle
H	RS4T02.3 8.5" (216mm) Long Extension Tube	R	RS4T10 .5 Ton Rubber Head
I	RS4T02.4 16.5" (420mm) Long Extension Tube	S	RSPG Pressure Gauge
J	RS4T02.5 19.49" (495mm) Long Extension Tube		



**MODEL 4940A** 4 TON



## MODEL 4910A 10 TON CAPACITY PORTABLE HYDRAULIC POWER KIT

Same use and features as the model 4940A but with larger capacity.

### FEATURES:

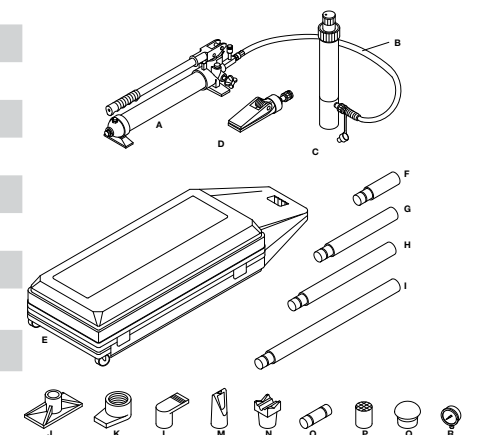
- > Kit Shipping Weight: 72.6 Lbs.

### SPECIFICATIONS AND PARTS INCLUDED:

PART #	Description	PART #	Description
A	RS10TP Pump (Incl. hose), 7,242 PSI	J	RS4T03 Flat Base
B	RSHS Hose	K	RS4T04A .8 Ton Ram Toe
C	RS10TR 4 Ton Ram	L	RS4T05 .8 Ton Plunger
D	RSSPR .5 Ton Spreader	M	RS4T06 Wedge Head
E	RS10T01 Case	N	RS4T07 V-Base
	RS10T01WH Wheel w/ Hardware for Case	O	RS4T08 Male Connector
F	RS10T02.1 4.33" (110mm) Long Ext. Tube	P	RS4T09 Serrated Saddle
G	RS10T02.2 10.43" (265mm) Long Ext. Tube	Q	RS4T10 1Ton Rubber Head
H	RS10T02.3 14.37" (365mm) Long Ext. Tube	R	RSPG Pressure Gauge
I	RS10T02.4 20.47" (520mm) Long Extension Tube		



**MODEL 4910A** 10 TON



**NOTE:** See page 16 for information on an Air/Hydraulic Foot Pump that can be used with single acting cylinders up to 50 ton.

## UNDER HOIST TRANSMISSION JACKS

### MODEL 7796 1000 LBS. CAPACITY AIR AND HYDRAULIC TELESCOPIC TRANSMISSION JACK

**SUNEX HD** Same use as the model 7795 with the added convenience of an air activated first stage ram and a hydraulic hand pump second stage ram.

#### FEATURES:

- > Same features as the model 7795 but the first stage ram is raised and lowered under 100 PSI air pressure by depressing the appropriate pedal. The hydraulic second stage is raised by activating a hand pump and lowered by turning a release knob for precise control of ram speed.



**MODEL 7796** 1000 LBS.

### MODEL 7795 1000 LBS. CAPACITY TELESCOPIC TRANSMISSION JACK

**SUNEX HD** Used for the removal, installation and transporting of transmissions and transfer cases on vehicles that are supported by lifts.

#### FEATURES:

- > Foot activated pump pedal for hands free raising of the rams
- > Lowered telescopic rams enable the transmission to be transferred from the jack to the work table and extended to reach a maximum height of 74"
- > Foot activated release pedal provides slow controlled lowering of load
- > Universal saddle with four ratcheting arms quickly adjust to the transmission pan configuration
- > Nylon strap tie down secures the load to the saddle
- > Overload valve prevents jack from being used beyond its rated capacity
- > Wide base legs with swivel caster, polyurethane tread wheels provide stability and easy maneuverability even under load. Two caster wheels have locking feature to prevent jack from moving



**MODEL 7795** 1000 LBS.

MODEL #	Capacity (lbs.)	Low Height (in.)	High Height (in.)	Saddle Tilt Fore and Aft	Saddle Tilt Side to Side	Base (in.)	Shipping Weight (lbs.)
7796	1000 @ 100 PSI	35.5	73.5	37° by 26°	12°	30.25 x 30.25	145
7795	1000	35.5	74	37° by 26°	12°	30.25 x 30.25	165

## UNDER HOIST TRANSMISSION JACKS

### MODEL 7793B 1000 LBS. CAPACITY TELESCOPIC TRANSMISSION JACK

Same use as the model 7795 (see page 12) and designed for the budget conscious user who still wants the quality of a Sunex product to handle any automotive transmission and transfer case.

#### FEATURES:

- > Same features as the model 7795 but is equipped with two methods of releasing the load. The foot pedal release lowers the load at the normal rate of speed and an additional release knob provides very slow controlled lowering of the load. The jack's saddle is equipped with four angle brackets that can be adjusted to the transmission pan configuration. A safety chain with adjustment hardware secures the load to the saddle. The jack's base has four swivel casters with metal wheels.



**MODEL 7793B** 1000 LBS.

### MODEL 7700B 700 LBS. CAPACITY TELESCOPIC TRANSMISSION JACK

Same use as the model 7793B and designed for the budget conscious user who still wants the quality of a Sunex product to handle any automotive transmission and transfer case.

#### FEATURES:

- > Same features as the model 7793B but with lower capacity and a long stroke single stage bottle jack that is hand pumped and the load is released by activating a release lever.

MODEL #	Capacity (lbs.)	Low Height (in.)	High Height (in.)	Saddle Tilt Fore and Aft	Saddle Tilt Side to Side	Base (in.)	Shipping Weight (lbs.)
7793B	1000	35.5	75.5	53° by 30°	+10°, -30°	21.25 x 35	167
7700B	700	49.5	69.5	15° by 15°	12°	28.75 x 35	96



**MODEL 7700B** 700 LBS.

### MODEL 7706 FUEL TANK SADDLE ADAPTER 40 GALLON EMPTY GAS TANK CAPACITY

Designed for use on all under hoist transmission jacks for the removal, installation, and moving of emptied automotive gas tanks.

#### FEATURES:

- > Quick and easy installation to all ratcheting finger transmission jack saddle and comes with a universal adapter plate for all other saddles
- > Foam support pads can adjust for height, width, and length to fit any 40 gallon gas tank configuration
- > Ground wire assembly prevents static electric discharge on older metal tanks
- > Two 8 foot tie-down straps secure the tank to the adapter



**MODEL 7706**

MODEL #	Overall Length	Overall Width	Overall Height	Pad Height Adj.	Pad Length Adj.	Pad Width Adj.	Pad Size	Shipping Weight
7706	24.5"	15"	5.31"	7" to 11"	24.5" to 39.75"	15" to 19"	3' x 5.5"	12 lbs.

## FLOOR MODEL TRANSMISSION JACKS

### MODEL 7750B 1200 LBS. CAPACITY TRANSMISSION JACK

Used for the removal, installation, and moving of automotive transmissions, transfer cases, and rear differentials.

#### FEATURES:

- > Universal adjustable saddle with four brackets that can be lined up with the transmission pan configuration
- > Safety chain and adjustment hardware secure the transmission or differential to the jack's saddle
- > Open end chassis provides lower lift point
- > Overload and bypass safety valves prevent the jack from being used beyond its rated capacity and ram over extension
- > Pump handle rotates 360° for operation from any direction
- > Slow controlled lowering of load by a conveniently located release valve knob
- > Four ball bearing mounted swivel caster wheels for easy maneuvering



**MODEL 7750B** 1200 LBS.

### MODEL 7740B 1 TON CAPACITY TRANSMISSION JACK

Same use as the model 7750B but with larger capacity to handle up to one ton truck transmissions with four wheel drive transfer cases.

#### FEATURES:

- > Same features as the model 7750B



**MODEL 7740B** 1 TON

### MODEL 7752C 1.5 TON CAPACITY TRANSMISSION JACK

**SUNEX HD** Used for the removal, installation and moving of heavy duty diesel truck transmissions.

#### FEATURES:

- > Universal adjustable saddle with four brackets that can be lined up with transmission pan configurations
- > Two safety chains and adjustment hardware secure the transmission to the jack's saddle
- > Wide chassis for load distribution and stability
- > Integrated chassis trays hold tools and hardware
- > Four conveniently located grab handles for jack repositioning
- > Overload and bypass safety valves prevent the jack from being used beyond its rated capacity and ram over extension
- > Pump handle rotates 360° for operation from any direction
- > Slow controlled lowering of load by a conveniently located release valve knob
- > Four 4" diameter ball bearing mounted swivel caster wheels for easy maneuvering



**MODEL 7752C** 1.5 TONS

MODEL #	Capacity (lbs.)	Low Height (in.)	High Height (in.)	Saddle Tilt Fore and Aft	Saddle Tilt Side to Side	Chassis Length (in.)	Overall Width (in.)	Shipping Weight (lbs.)
7750B	1200	6	31.5	56° by 10°	+10°, -15°	37	18.75	140
7740B	1 ton	6.5	31.5	79° by 9°	+10°, -18°	37.5	18.5	143
7752C	1.5 ton	8.62	36.62	16° by 15°	+11°, -11.5°	43.5	26	300

**MODEL 8750**  
**3/8 TON CAPACITY**  
**ENGINE STAND**

A standard duty engine stand for the budget conscious user who still wants the quality of a Sunex product to handle most automotive repair shop work.

**FEATURES:**

- > Fully adjustable mounting head and adapter fingers
- > Long handle rotates mounting head
- > Two rigid rear caster wheels and two front ball bearing mounted swivel caster wheels for easy maneuverability



**MODEL 8750** 3/8 TON

**MODEL 8300GA**  
**1/2 TON CAPACITY**  
**FOLDABLE ENGINE STAND**

Used for handling and positioning of most automotive engines requiring repair or rebuild.

**FEATURES:**

- > 63 to 1 ratio gearbox easily rotates engine to desired position by turning a crank handle
- > Worm drive gearbox is self-locking in any position
- > Space saving foldable design for storage
- > Fully adjustable mounting head and adapter fingers
- > Two rigid rear caster wheels and two front ball bearing mounted swivel caster wheels for easy maneuverability. Swivel caster wheels include locks to prevent stand from moving
- > Four wheel design base provides stability



**MODEL 8300GA** 1/2 TON

**MODEL 8259**  
**5/8 TON CAPACITY**  
**FOLDABLE ENGINE STAND**

Same use as the model 8300GA without the gear driven head.

**FEATURES:**

- > Folds into storage position easily by removing one detent pin
- > Fully adjustable mounting head and adapter fingers
- > Mounting head locks into position using a detent pin and has a long handle for rotation
- > Two rigid rear caster wheels and a single swivel caster wheel make maneuvering easy when in the storage position. Two additional locking swivel caster wheels provide stability and prevent the stand from moving when engine is mounted



**MODEL 8259** 5/8 TON

MODEL #	Capacity (tons)	Overall Length (in.)	Overall Width (in.)	Overall Height (in.)	Shipping Weight (lbs.)
8750	.5	33.85	31	34.5	55
8300GA	.5	34.25	36.5	36	96
8259	.625	31.88	32.5	34.5	77.6

## ATV / MOTORCYCLE LIFT

### MODEL 8300DP OIL DRIP PAN

For use on engine stands with T or I shaped bases. Plastic pan cradles base and collects fluid drippings from engine assemblies.

**SPECIFICATIONS:**

- > Shipping Weight: 2 Lbs.



**MODEL 8300DP**

### MODEL 6616 3/4 TON CAPACITY ATV/MOTORCYCLE LIFT

Used for raising exposed frame undercarriages of ATVs and motorcycles for cleaning, minor servicing, and accessory installation.

**FEATURES:**

- > Foot activated pump and release pedal provide hands free operation
- > Release pedal has metered control of lowering speed
- > Integrated locking device automatically adjusts to different lift heights and provides added safety
- > Non-slip rubber lifting pads protect vehicle frame from scratching
- > Fixed front wheels, rear bearing mounted swivel casters, and a long T handle provide easy maneuverability under load
- > Two nylon tie downs secure vehicle to the lift pads



**MODEL 6616 3/4 TON**

MODEL #	Capacity (tons)	Low Height (in.)	High Height (in.)	Overall Length (in.)	Overall Width (in.)	Shipping Weight (lbs.)
6616	3/4	4	19	38.18	18.5	94.6

### MODEL 4998 AIR/HYDRAULIC FOOT PUMP

For use with single acting cylinders up to 50 ton capacity and reduces pumping time and effort by depressing a foot/hand pedal.

**FEATURES:**

- > 90 PSI air pressure develops 10,000 PSI hydraulic pressure
- > Foot pump provides hands-free pumping and release of load
- > Designed to be used with single acting cylinders only
- > Features an internal overload valve and durable aluminum reservoir
- > Release lock function enables pedal to be locked in the released position without having to depress and hold the pedal
- > Hydraulic filter prevents contaminants from entering into the hose and ram and also from returning into the pump



**MODEL 4998**

MODEL #	Hydraulic Capacity (PSI)	Air Input Range (PSI)	Usable Oil Capacity (cu. in.)	Flow Rate, No Load (cu. in./min.)	Flow Rate, with Load (cu. in./min.)	Air Thread Connection (NPT)
4998	10,000	90 to 175	98	42	8.5	1/4
Hydraulic Thread Connection (NPT)	Valve Function	Length (in.)	Width (in.)	Height (in.)	Shipping Weight (lbs.)	
3/8	Advance/Hold/Retract	10.312	5.312	7.312	19	



**MODEL 5218**  
**1-1/2 TON CAPACITY**  
**FOLDABLE ENGINE CRANE**



For raising, lowering, and transporting of automotive engines and other heavy shop loads.

**FEATURES:**

- > **RapidRise** hydraulic jack raises boom six times faster without a load than standard cranes
- > 4.25" Low profile base provides easy access under vehicles with low ground clearance
- > Legs and boom can be folded quickly and easily to save space when not in use
- > Chain and swivel hook assembly allow for easy positioning of engine



**MODEL 5218** 1-1/2 TON

MODEL #	Capacity (tons) BOOM POSITIONS: 1 / 2 / 3 / 4	Min. Height (in.) BOOM POSITIONS: 1 / 2 / 3 / 4	Max. Height (in.) BOOM POSITIONS: 1 / 2 / 3 / 4	Boom Length (in.) BOOM POSITIONS: 1 / 2 / 3 / 4	
5218	0.375 / .75 / 1.125 / 1.5	0 / 0 / 5.5 / 11.75	96.5 / 90.5 / 84.5 / 78.5	48 / 41.5 / 34 / 27	
MODEL #	Base Width Open Back/Front (in.)	Base Length Open (in.)	Base Width Stored Back/Front (in.)	Base Length Stored (in.)	Shipping Weight (lbs.)
5208	34 / 35.5	69.5	24 / 34	21.5	225

**MODEL 5208**  
**3/4 TON CAPACITY**  
**LOAD LEVELER**

Used with an engine crane to handle and position engines and heavy shop loads.

**FEATURES:**

- > Turn the bearing mounted hand crank to compensate for off-balanced loads or at a required angle for engine alignment
- > Four chains and mounting brackets included

**SPECIFICATIONS:**

- > Capacity: 3/4 Ton
- > Overall Length: 18"
- > Shipping Weight: 14.3 Lbs.



**MODEL 5208** 3/4 TON

**MODEL 5207**  
**3 POINT ENGINE SUPPORT TOOL**

Designed to support engine inside vehicle engine compartment for repairs of front wheel drive cars and replacement of motor mounts.

**FEATURES:**

- > The transverse bar can be used alone for 2 point applications or with adapter arm for applications requiring additional support
- > Two 14" long adjustable hook screws and 1/8" diameter steel cable 38" long included
- > Fully adjustable transverse bar and adapter arm for multiple engine configurations
- > Transverse bar extends from 34.5" to 61"

**SPECIFICATIONS:**

- > Shipping Weight: 25.24 Lbs.



**MODEL 5207**

# SHOP EQUIPMENT

## GUARANTEED TO PERFORM



Trusted by Professionals  
Since 1977

[www.sunextools.com](http://www.sunextools.com)

 **SUNEX**<sup>®</sup>  
T O O L S

## SUNEX TOOLS® WARRANTY PROGRAM

**Sunex Tools® Creepers, Service Carts and Accessories:** These products carry an **“As Is” Warranty**. These products are warranted, at the time of sale only, against defects in materials or workmanship that prevent their use.

**Sunex Tools® Bench Grinders, Drill Presses, Band Saws, and Presses:** These products carry a **One Year Warranty**. During this warranty period, Sunex Tools® will repair or replace at our option any part or unit which proves to be defective in material or workmanship.

**Sunex Tools® Vises:** These products carry a **Lifetime Warranty**—effective for as long as you own the product. Sunex Tools® will repair or replace at our option any part or unit which proves to be defective in material or workmanship. Adapters and extra thin wall impact sockets are not covered by this warranty.

## SERVICE CARTS & ACCESSORIES



### TWO-SHELF SERVICE CART WITH ANODIZED LEGS

- > 4" Easy rolling heavy duty polyurethane swivel casters
- > Ergonomic grip handle
- > 2 Durable polyethylene shelves
- > Anodized aluminum legs

#### 8032

Load Capacity (lbs.)	350
Height (in.)	35
Length (in.)	36.25
Width (in.)	18.5
Shelf Length (in.)	29.5
Shelf Width (in.)	16.75
Shelf Depth (in.)	2
Weight (lbs.)	35



### THREE-SHELF SERVICE CART WITH ANODIZED LEGS

- > 4" Easy rolling heavy duty polyurethane swivel casters
- > Ergonomic grip handle
- > 3 Durable polyethylene shelves
- > Anodized aluminum legs

#### 8033

Load Capacity (lbs.)	500
Height (in.)	39.25
Length (in.)	36.25
Width (in.)	18.5
Shelf Length (in.)	29.5
Shelf Width (in.)	16.75
Shelf Depth (in.)	2
Weight (lbs.)	42



### SERVICE CART ECONOMY

- > Large, easy to maneuver 4" wheels: 2 locking and 2 standard
- > Durable powder coated finish

**Available: Locking Drawer - 8006RB**  
**Locking screw driver/pry bar holder - 8008**

#### 8003SC

Load Capacity (lbs.)	350
Height (in.)	32.5
Length (in.)	30
Width (in.)	16
Shelf Depth (in.)	3
Weight (lbs.)	33.10

## SERVICE CARTS & ACCESSORIES



### SERVICE CART WITH LOCKING TOP & DRAWER

- > The locking drawer and locking top use common key
- > Clip-on roller-bearing slides on drawer
- > Large, easy to maneuver 4" wheels - 2 locking and 2 standard
- > Chrome 16 gauge steel frame
- > Durable powder coated finish
- \* No weight can be put on cart top\*

COLORS ALSO AVAILABLE:



Blue

**8013ABL**



Black

**8013ABK**

#### 8013A

Load Capacity (lbs.)	350
Height (in.)	35.3
Length (in.)	30
Width (in.)	16
Top Bin Depth (in.)	3
Drawer Depth (in.)	4
Shelf Depth (in.)	3
Weight (lbs.)	64.45



### SERVICE CART MULTI-PURPOSE

- > Large, easy to maneuver 4" wheels-2 locking and 2 standard
- > Chrome 16 gauge steel frame
- > Durable powder coated red finish

Replacement locking caster - **RSSCPLW**

Replacement non-locking caster - **RSSCPW**

Replacement plastic caster holders, set of 4 - **RSSCPP1**

#### 8005SC

Load Capacity (lbs.)	350
Height (in.)	35.3
Length (in.)	30
Width (in.)	16
Shelf Depth (in.)	3
Weight (lbs.)	39.33



### HEAVY DUTY ADJUSTABLE WORK TABLE WITH DRAWER

- > New feature designed to house air tools
- > Standard screwdriver and pry bar holder
- > 1" deep drawer for convenient storage

Replacement caster with nut - **RS8018CS**



New inset groove design allows air tools to stand upright.

*Air tool not included*

#### 8019

Load Capacity (lbs.)	220
Low Height (in.)	34
High Height (in.)	47.75
Tray Dimensions (in.)	29 x 20 x 1
Caster Size (in.)	2
Shipping Weight (lbs.)	35.2

## SERVICE CARTS & ACCESSORIES



### SERVICE CART 4 DRAWER, LOCKING TOP

- > Cart includes: 4 drawer service cart with leg extensions, large locking screwdriver/pry bar holder, and side work bench

*\*Drawer liner sold separately*

COLORS ALSO AVAILABLE:



Blue  
**8013ABLDELUXE**



Black  
**8013ABKDELUXE**

#### 8013ADELUXE

Load Capacity (lbs.)	350
Height (in.)	32.5
Length (in.)	30
Width (in.)	16
<b>Drawer Depths</b>	
Top Bin (in.)	3
Twin Top Drawers (in.)	2
Middle Drawer (in.)	2
Bottom Drawer (in.)	4
Bottom Shelf (in.)	3
Weight (lbs.)	131



### COMPACT SLIDE TOP UTILITY CART

- > 450 lb. rated capacity making it the highest in its class
- > Compact overall footprint which goes places other carts can't
- > Locking slide top and drawers protects your tools from theft
- > Grooved rubber mats on slide top work surface are durable and easy to clean

COLORS ALSO AVAILABLE:



Red  
**8035R**

#### 8035

Load Capacity (lbs.)	450
Height (in.)	39.40
Length (in.)	29.25
Width (in.)	20.7
<b>Drawer Depths</b>	
Top Bin (in.)	5
Twin Drawers (in.)	3
Bottom Shelf (in.)	3
Weight (lbs.)	123.2



### PROFESSIONAL SERVICE CART, 5 DRAWER WITH ACCESSORIES

- > 5" Oversized casters: 2 locking, 2 non-locking
- > 75% assembled, making it one of the easiest and quickest carts in the market to put together
- > Flip top locking lid, 5 drawers all pre assembled with common keyed locks, screwdriver/prybar holder, and side work shelf
- > EVA foam drawer liners included
- > Chrome 16 gauge steel frame and powder coated finish

**Optional: 5pc lock set - 8045LS**  
**Locking screw driver/pry bar holder - 8008**

COLORS ALSO AVAILABLE:



Blue  
**8045BL**



Black  
**8045BK**

#### 8045

Load Capacity (lbs.)	500
Height (in.)	40
Length (in.)	27
Width (in.)	18.25
<b>Drawer Depths</b>	
Top Bin (in.)	3
Twin Small Drawers (in.)	2
Top Large Drawer (in.)	2
Middle Large Drawer (in.)	4
Bottom Large Drawer (in.)	6
Bottom Shelf (in.)	3
Weight (lbs.)	116.8

## SERVICE CARTS & ACCESSORIES



### SERVICE CART 2 DRAWER, LOCKING TOP

- > 5" Oversized casters: 2 locking, 2 non-locking
- > Ergonomic grip handle
- > Locking top
- > Gas shocks to support lid

COLORS ALSO AVAILABLE:



Black  
**8050BK**

<b>8050</b>	
Load Capacity (lbs.)	500
Height (in.)	39.5
Length (in.)	33.25
Width (in.)	20
<b>Drawer Depths</b>	
First Drawer (in.)	3.25
Second Drawer (in.)	4.25
Shipping Weight (lbs.)	176



### SERVICE CART 4 DRAWER, LOCKING TOP

- > 5" Oversized casters: 2 locking, 2 non-locking
- > Ergonomic grip handle
- > Locking top
- > Gas shocks to support lid

COLORS ALSO AVAILABLE:



Black  
**8054BK**

<b>8054</b>	
Load Capacity (lbs.)	500
Height (in.)	39.50
Length (in.)	33.25
Depth (in.)	20
<b>Drawer Depths</b>	
Top Bin (in.)	5
Twin Small Drawers (in.)	3.25
Middle Large Drawer (in.)	4.25
Bottom Large Drawer (in.)	5
Bottom Shelf (in.)	3



### HYBRID UTILITY CART 4 DRAWER, SLIDING TOP

- > 5" Oversized casters: 2 locking, 2 non-locking
- > Four drawers with clip on roller bearing slides and drawer liners
- > Sliding top work station with large tool storage compartment area underneath
- > Sliding top compartment includes screwdriver holder and protective rubber mats
- > Cart comes assembled, just attach the handle

COLORS ALSO AVAILABLE:



Red  
**8043R**

<b>8043</b>	
Load Capacity (lbs.)	500
Height (in.)	40
Length (in.)	27
Width (in.)	18.25
<b>Drawer Depths</b>	
First Drawer (in.)	1.75
Second Drawer (in.)	4
Third and Fourth Drawers (in.)	6.25
Weight (lbs.)	185.90

## SERVICE CARTS & ACCESSORIES



### LOCKING SCREWDRIVER/PRYBAR HOLDER FOR SERVICE CART

- > Attaches to 8003SC, 8005SC & 8013A and most other carts (drill holes to attach)
- > Locking lid for security, 2 keys included
- > Durable red powder coated finish

#### 8008

Capacity	14 Tools
Height (in.)	3.5
Length (in.)	10.88
Width (in.)	9.13



### LARGE LOCKING SCREWDRIVER/PRYBAR HOLDER FOR SERVICE CART

- > Attaches to 8003SC, 8005SC & 8013A and most other carts (drill holes to attach)
- > 3 different hole sizes: 1", 3/4", and 1/2" diameters
- > Locking lid for security
- > Durable powder coated finish

#### 8011

Capacity	26 Tools
Height (in.)	4
Length (in.)	10.88
Width (in.)	16.13

COLORS ALSO AVAILABLE:



Blue  
**8011BL**



Black  
**8011BK**



### SIDE WORK BENCH FOR 8013A

- > 30 lb. capacity
- > Folds down when not in use for storage

COLORS ALSO AVAILABLE:



Blue  
**8004BL**



Black  
**8004BK**

#### 8004

Capacity (lbs.)	30
Height (in.)	5.90
Length (in.)	14.60
Width (in.)	16.34



## SERVICE CARTS & ACCESSORIES



### STORAGE DRAWER FOR SERVICE CART

- > Clip-on roller-bearing slides
- > Attaches to 8005SC & 8013A and most other carts with an inner leg length of at least 28"
- > Up to 2 drawers can be installed on the same cart
- > Durable powder coated finish

8006RB	
Height (in.)	3
Length (in.)	30
Width (in.)	16

COLORS ALSO AVAILABLE:



Blue  
**8006CRBL**



Black  
**8006CRBK**



### THIRD SHELF FOR SERVICE CART

- > Attaches to 8005SC & 8013A and most other carts
- > Durable powder coated finish

8007	
Height (in.)	3
Length (in.)	30
Width (in.)	16

COLORS ALSO AVAILABLE:



Blue  
**8007BL1**



Black  
**8007BK**



### 3 DRAWER UNIT FOR SERVICE CART

- > Clip-on roller-bearing slides
- > Attaches to 8005SC & 8013A and most other carts
- > Up to 2 units can be installed on the same cart
- > Durable powder coated finish

8016	
<b>Small Drawer Dimensions</b>	
Height (in.)	3
Length (in.)	15
Width (in.)	12.25
<b>Large Drawer Dimensions</b>	
Height (in.)	3
Length (in.)	15
Width (in.)	26.5

COLORS ALSO AVAILABLE:



Blue  
**8016BL**



Black  
**8016BK**

## SERVICE CARTS & ACCESSORIES



### SERVICE CART STORAGE BIN

- > For use with service carts
- > Perfect for storing tools and parts
- > 1.2mm steel

#### 8023

Height (in.)	3.13
Length (in.)	7.13
Width (in.)	16.25



### SERVICE CART AIR TOOL AND HOSE RACK ACCESSORY

- > For use with service carts
- > Perfect for keeping air tools and hoses organized and accessible
- > 1.2mm steel

#### 8027

Height (in.)	2.88
Length (in.)	3.25
Width (in.)	16.13




### MANUAL RACK FOR SERVICE CART

- > For use with service carts
- > Perfect for organizing and storing important papers, catalogs, magazines, and manuals
- > 1.2mm steel

#### 8028

Height (in.)	12
Length (in.)	3.25
Width (in.)	16.13

## SERVICE CARTS & ACCESSORIES



### EVA FOAM FOR SERVICE CART TRAY

- > Resistant to most grease and solvents
- > Cut to fit in the service cart tray

1110	
Dimensions (in.)	30 x 16
Quantity included	10



### EVA FOAM FOR SERVICE CART DRAWER

- > Resistant to most grease and solvents
- > Cut to fit in the service cart drawer

1111	
Dimensions (in.)	30 x 16
Quantity included	10



### RUBBER LINER FOR SERVICE CART SIDE SHELF

- > Ribbed design
- > Resistant to most grease and solvents
- > Cut to fit 8004 series service cart side shelves

8004SSM	
Dimensions (in.)	16.5 x 14.5
Quantity included	10



### LEG EXTENSIONS FOR SERVICE CART

- > Add 4.75" to the height of cart
- > Use to maintain shelf clearance when adding additional drawer units
- > Easy to install

8014	
Length (in.)	4.75



### 4 PIECE LOCK SET FOR SERVICE CART

- > 4 piece lock and key set, all keyed alike

8013LS	
SET INCLUDES:	
Top lock, key & latch	
Drawer lock, key & latch	
3 drawer unit lock, key & latch	
Prybar/screwdriver holder lock, key & latch	

## CREEPERS



### 4 CASTER CREEPER

- > Powder coated black frame
- > Cushioned red vinyl cover
- > High quality casters for easy rolling

Replacement caster - 8503  
(Includes 1 caster, 2 inserts, & 2 lock washers)

#### 8504

Max Capacity (lbs.)	250
Length (in.)	36
Caster Size (in.)	2.5
Frame Dimensions:	36 x 17 x 3.5
Ground Clearance (in.)	1.75



### 6 CASTER CREEPER WITH ADJUSTABLE HEADREST

- > Powder coated black frame
- > Cushioned red vinyl cover with adjustable headrest

Replacement caster - 8503  
(Includes 1 caster, 2 inserts, & 2 lock washers)

#### 8505

Max Capacity (lbs.)	250
Length (in.)	40
Caster Size (in.)	2.5
Frame Dimensions (in.)	40 x 17 x 4
Ground Clearance (in.)	1.75



### PLASTIC CREEPER

- > 40" ergonomically designed frame
- > 4-3/4" high vinyl covered foam headrest for maximum comfort
- > Two storage trays conveniently located on either side
- > A low profile of 1" allows for greater clearance under vehicles
- > Made of material that is resistant to most solvents, grease, and oils found in the common shop

Replacement caster - RS8511CS

#### 8511

Max Capacity (lbs.)	250
Caster Size (in.)	3
Length (in.)	40
Ground Clearance (in.)	1



### COMFORT EXTREME CREEPER

- > 1" Rugged steel tube construction
- > Oversize frame for added comfort
- > Tapered frame and headrest for extra clearance in tight areas
- > Heavy duty chrome finished casters with rubber tread
- > 5- Position stick shift headrest adjustment system
- > Rear drop frame design for extra leg comfort

Replacement caster - RS8515CS

#### 8515

Capacity (lbs.)	300
Caster Size (in.)	3.5
Length (in.)	45.5
Width (in.)	19
Height (Headrest Down) (in.)	5
Height (Headrest Up) (in.)	9.5
Bed Size	30.63 x 16.5 x 2.5
Headrest Size (in.)	30.5
Tapered to	10
Height Of Head Rest (in.)	
Position 1	5
Position 2	6
Position 3	7.5
Position 4	8.5
Position 5	9.5
Ground Clearance (in.)	1.75


**PADDED  
CREEPER SEAT**

- > Cushioned vinyl seat with 2" high compression foam
- > Powder coated black frame for long lasting finish
- > Includes convenient 1" deep parts tray
- > 1 caster, 2 inserts, & 2 lock washers

**Replacement caster - 8503**  
*(Includes 1 caster, 2 inserts, & 2 lock washers)*

<b>8507</b>	
Max. Capacity (lbs.)	300
Caster Size (in.)	2.5
Seat Dimensions (in.)	8 x 14
Tray Dimensions (in.)	11.5 x 12.5
<b>Frame Dimensions</b>	
Height (in.)	14
Length (in.)	17


**EZ SET™ PNEUMATIC  
PROFESSIONAL SHOP SEAT**

- > Air cylinder for easy height adjustment
- > Cushioned black vinyl covered wooden seat
- > Large steel reinforced tool tray

**Replacement caster - RS8509WH**  
*(Includes 1 caster, 1 nut & 1 lock washer)*

<b>8509</b>	
Max Capacity (lbs.)	300
Caster Size (in.)	2.5
Seat Diameter (in.)	12.5
High Height (in.)	20.5
Low Height (in.)	15.5
<b>Tool Tray</b>	
Diameter (in.)	15.25
Depth (in.)	1


**SWIVEL  
TRACTOR SEAT**

- > Air cylinder for easy height adjustment
- > Heavy duty, chrome finished casters with rubber tread for ease of mobility
- > Large steel reinforced tool tray

**Replacement caster - RS8515CS**

<b>8514</b>	
Max Capacity (lbs.)	300
Caster Size (in.)	3.5
Low Height (in.)	18
High Height (in.)	22
Seat Width (in.)	16
<b>Tool Tray</b>	
Diameter (in.)	17
Depth (in.)	1



**16 SPEED DRILL PRESS**

- > Heavy duty 3/4 HP motor with 5/8" drill capacity
- > Convenient belt tension lever for quick speed transition
- > Table rotates 360° and pivots from 0° to 45° on each side with indicator to facilitate setting
- > UL & CSA Listed

**Replacement 5/8" chuck & key - RS5000A87**  
*Fits standard MT2 Arbor*

<b>5000A</b>	
Power	3/4 HP
Power Source	115V/60Hz
Speeds Range	200 - 3850 RPM
Max Spindle Stroke (in.)	3.13
Spindle Nose	#2
Diameter of Column (in.)	2.75
Table Diameter (in.)	11.5
Height (in.)	61.8



**6" VISE**

- > 2 locking mechanisms for stability
- > Made from cast iron with steel handle threads

**Replacement jaws (1 pair) - RS500405**

<b>5004</b>	
Base Swivel	360°
Max Vise Opening (in.)	6

## MAGNETIC PARTS TRAYS



### MIGHTY MAG® ROUND MAGNETIC PARTS TRAY

- > Stainless steel tray
- > Heavy duty rubber covered magnet that will not scratch metal
- > Tray is fully magnetized to hold metal fasteners, etc.

**8810**

Diameter (in.) 3.25



### MIGHTY MAG® RECTANGULAR MAGNETIC PARTS TRAY

- > Stainless steel tray
- > Two heavy duty rubber covered magnets that will not scratch metal
- > Tray is fully magnetized to hold metal fasteners, etc.

**8812**

Dimensions (in.) 9.5 x 5.5



### MIGHTY MAG® RED RECTANGULAR MAGNETIC PARTS TRAY

- > Stainless steel tray with red enamel finish
- > Two heavy duty rubber covered magnets that will not scratch metal
- > Tray is fully magnetized to hold metal fasteners, etc.

**8813**

Dimensions (in.) 9.5 x 5.5



### MIGHTY MAG® EXTENDED RECTANGULAR MAGNETIC PARTS TRAY

- > Stainless steel tray
- > Three heavy duty rubber covered magnets that will not scratch metal
- > Tray is fully magnetized to hold metal fasteners, etc.

**8814**

Dimensions (in.) 14.25 x 6.5



### MIGHTY MAG® SQUARE MAGNETIC PARTS TRAY

- > Stainless steel tray
- > 4 heavy duty rubber covered magnets that will not scratch metal
- > Tray is fully magnetized to hold metal fasteners, etc.

**8817**

Dimensions (in.) 11 x 11.5

## STAND & GRINDERS



### 6" BENCH GRINDER WITH LIGHT

- > Bright, flexible work light
- > Has two 6" grit wheels: coarse 36 and medium 60
- > Each wheel has protective spark guard and adjustable eye shield
- > Mounting holes and rubber feet make grinder easy to mount on a stand (optional - part #5003 or 5005A) or use on an approved work table or workbench
- > Conveniently placed, easy to use on/off switch
- > Long, 6-foot power cord
- > Cast iron base for durability
- > Ball bearing construction for smooth operation
- > 1/2" Arbor accepts standard 6" wheel
- > Uses regular incandescent light bulbs (check head for max wattage)
- > UL & CSA Listed and meets OSHA requirements

**Replacement eye shields - RS500119B**  
**Replacement tool rests - RS500135B**

#### 5001A

Power	1/2 HP Motor
No Load Speed	3450 RPM
Motor	3.5 Amp
Voltage	115V/60Hz



### 8" BENCH GRINDER WITH LIGHT

- > Bright, flexible work light
- > Has two 8" grit wheels: coarse 36 and medium 60
- > Each wheel has protective spark guard and adjustable eye shield
- > Mounting holes and rubber feet make grinder easy to mount on a stand (optional - part #5003 or 5005A) or use on an approved work table or workbench
- > Conveniently placed, easy to use on/off switch
- > Long, 6-foot power cord
- > Cast iron base for durability
- > Ball bearing construction for smooth operation
- > 5/8" Arbor accepts standard 8" wheel
- > UL & CSA Listed and meets OSHA requirements

**Replacement eye shields - RS500219B**  
**Replacement tool rests - RS500135B**

#### 5002A

Power	3/4 HP Motor
No Load Speed	3450 RPM
Motor	5 Amp
Voltage	115V/60Hz

### BENCH GRINDER STAND

- > Sturdy base with pre-drilled holes for mounting on floors
- > Use with 5001A & 5002A and other 6" or 8" bench grinders

#### 5003

Base Mounting Area (in.)	10.5 x 7.5
Height (in.)	36
<b>Pipe Shaft Dimensions</b>	
Diameter (in.)	3
Height (in.)	26.63





# SUNEX SHOP PRESSES AND ACCESSORIES

## **BUILT IN THE USA**



Sunex® has over 35 years experience in the design and manufacturing of shop presses and accessories for the automotive, heavy duty truck, and industrial markets. Sunex® is the professional technician's most valuable source for heavy duty shop equipment with presses available in all capacities from 12 to 150 ton, and your choice of manual, air/hydraulic, or electro-hydraulic power supplies. Additional shop press models and information can be obtained by logging on to [www.sunextools.com](http://www.sunextools.com)

All welded steel construction,  
crafted in the USA




Heavy duty ram  
(electric or quick-  
return spring)

Winch bed lift with automatic  
braking (available on 40, 50,  
100 & 150 ton models)



Bed plates and bearing  
punch come standard



## U.S. MADE SHOP PRESSES

### MODEL 5212 12 TON CAPACITY SHOP PRESS

Used for various shop applications including straightening, bending, and removing/ installing gears, bearings, and bushings.

**FEATURES:**

- > US built welded press frame to prevent excessive flexing under maximum load.
- > Reinforced head bolster for added strength.
- > Heavy duty return springs for fast ram retraction.
- > Pair of bed plates and ram head included.



**MODEL 5212** 12 TON

### MODEL 5220 20 TON CAPACITY SHOP PRESS

Same use and features as the model 5212 with added capacity.



**MODEL 5220** 20 TON

### MODEL 5220AH 20 TON CAPACITY AIR/ HYDRAULIC SHOP PRESS

Same use and features as model 5220 with the added operating convenience of depressing an air valve. Equipped with a manual pump for use when an air supply is not available.



**MODEL 5220AH** 20 TON

**NOTE:** Optional accessories and kit: see pages 239-241 for full details.

MODEL #	Capacity (tons)	Overall Height (in.)	Base Width (in.)	Vertical Throat Opening (in.)	Throat Width (in.)	Ram Stroke (in.)	Ram Dia. (in.)	Cylinder Bore (in.)	Weight (lbs.)
5212	12	61.5	26	3.75 to 36	20	6.1	-	-	200
5220	20	64.5	26	1.5 to 33	24.5	6	-	-	265
5220AH	20 @ 100 PSI	64.5	26	1.5 to 33	24.5	6	-	-	270

**MODEL 5240  
40 TON CAPACITY  
ELECTRO-HYDRAULIC SHOP PRESS**

Used for various shop applications including straightening, bending, and removing/ installing gears, bearings, and bushings.

**FEATURES:**

- > US built welded press frame to prevent excessive flexing under maximum load.
- > Reinforced head bolster for added strength.
- > 2HP Emerson electric motor, 110 volt
- > 4" Diameter gauge reads internal working pressure and force in tons.
- > Heavy duty internal return springs for fast ram retraction.
- > Pair of bed plates and ram head included.




**MODEL 5240** 40 TON

**MODEL 5240AO  
40 TON CAPACITY  
AIR/HYDRAULIC SHOP PRESS**

Same use as the model 5240 but powered by an air/hydraulic pump.

**FEATURES:**

- > US built welded press frame to prevent excessive flexing under maximum load.
- > Reinforced head bolster for added strength.
- > Air/hydraulic pump for quicker cycling times by depressing air valve at the end of a four foot air line.
- > 4" Diameter gauge reads US tons and corresponding metric tons.
- > Heavy duty springs for fast ram retraction.
- > Pair of bed plates and ram head included.




**MODEL 5240AO** 40 TON

**MODEL 5240MP  
40 TON CAPACITY  
SHOP PRESS**

Same use as the model 5240 but powered by a manual operated pump.

**FEATURES:**

- > US built welded press frame to prevent excessive flexing under maximum load.
- > Reinforced head bolster for added strength.
- > Dual piston pump provides quicker extension of ram to the work load and easier pumping under load.
- > Pump includes overload valve to prevent against overloading.
- > Winch with non-slip safety clutch and steel cable rollers for easy raising and lowering of press bed.
- > 4" Diameter gauge reads US tons and corresponding metric tons.
- > Heavy duty springs for fast ram retraction.
- > Pair of bed plates and ram head included.



**MODEL 5240MP** 40 TON

**NOTE: Optional accessories and kit: see pages 239-241 for full details.**

MODEL #	Capacity (tons)	Overall Height (in.)	Base Width (in.)	Vertical Throat Opening (in.)	Throat Width (in.)	Ram Stroke (in.)	Ram Dia. (in.)	Cylinder Bore (in.)	Weight (lbs.)
5240	40	76.25	32	1 to 40	32	8.25	2	6	540
5240AO	40 @ 100 PSI	76.25	32	1 to 40	32	6.75	2	3.5	478
5240MP	40	76.25	32	1 to 40	32	4.5	2	3.5	470

## U.S. MADE SHOP PRESSES

### MODEL 5250EP 50 TON CAPACITY ELECTRO-HYDRAULIC SHOP PRESS

Used for various shop applications including straightening, bending, and removing/ installing gears, bearings, and bushings.

**FEATURES:**

- > US built welded press frame to prevent excessive flexing under maximum load.
- > Reinforced head bolster for added strength.
- > 2HP Emerson™ electric motor, 110 volt.
- > Two speed pump with remote pendant control.
- > 4" Diameter gauge reads internal working pressure and force in tons.
- > Winch with non-slip safety clutch and steel cable rollers for easy raising and lowering of press bed.
- > Heavy duty internal return springs for fast ram retraction.
- > Pair of bed plates and ram head included.



**MODEL 5250EP** 50 TON

### MODEL 5250 50 TON CAPACITY SHOP PRESS

Same use as the model 5250EP but powered by a manual operated pump.

**FEATURES:**

- > US built welded press frame to prevent excessive flexing under maximum load.
- > Reinforced head bolster for added strength.
- > Dual pump pistons provide quicker ram extension to the work load and easier pumping under load.
- > Pump includes overload valve to prevent against overloading.
- > 4" Diameter gauge reads US tons and corresponding metric tons.
- > Winch with non-slip safety clutch and steel cable rollers for easy raising and lowering of press bed.
- > Heavy duty external return springs for fast ram retraction.
- > Pair of bed plates and ram head included.



**MODEL 5250** 50 TON

**NOTE: Optional accessories and kit: see pages 239-241 for full details.**

MODEL #	Capacity (tons)	Overall Height (in.)	Base Width (in.)	Vertical Throat Opening (in.)	Throat Width (in.)	Ram Stroke (in.)	Ram Dia. (in.)	Cylinder Bore (in.)	Weight (lbs.)
5250EP	50	74	35	1.5 to 34	35	8.25	2	6	582
5250	50	74	35	1.5 to 34	35	6.75	2	3.5	513

**MODEL 52100  
100 TON CAPACITY  
AIR/HYDRAULIC SHOP PRESS**

Used for various shop applications including straightening, bending, and removing/installing gears, bearings, and bushings.



**FEATURES:**

- > US built welded press frame to prevent excessive flexing under maximum load.
- > Reinforced head bolster for added strength.
- > 1/3HP Haskel air motor for dependable service.
- > 4" Diameter gauge reads US tons and corresponding metric tons.
- > Winch with non-slip safety clutch and steel cable rollers for easy raising and lowering of press bed.
- > Heavy duty internal return springs for fast ram retraction.
- > Pair of bed plates and ram head included.

**MODEL 52100** 100 TON

**NOTE: Optional accessories and kit: see pages 239-241 for full details.**

MODEL #	Capacity (tons)	Overall Height (in.)	Base Width (in.)	Vertical Throat Opening (in.)	Throat Width (in.)	Ram Stroke (in.)	Ram Dia. (in.)	Cylinder Bore (in.)	Weight (lbs.)
52100	100 @ 100 PSI	78	36	1 to 32	34	7	2.5	5.5	1106

## U.S. MADE SHOP PRESSES

### MODEL 52150 150 TON CAPACITY AIR/HYDRAULIC SHOP PRESS

Used for various shop applications including straightening, bending, and removing/installing gears, bearings, and bushings.



#### FEATURES:

- > US built welded press frame to prevent excessive flexing under maximum load.
- > Reinforced head bolster for added strength.
- > 1/3HP Haskel air motor for dependable service.
- > 4" Diameter gauge reads US tons and corresponding metric tons.
- > Winch with non-slip safety clutch and steel cable rollers for easy raising and lowering of press bed.
- > Heavy duty internal return springs for fast ram retraction.
- > Pair of bed plates and ram head included.

**MODEL**  
**52150** 150 TON


**NOTE:** *Optional accessories and kit: see pages 239-241 for full details.*

MODEL #	Capacity (tons)	Overall Height (in.)	Base Width (in.)	Vertical Throat Opening (in.)	Throat Width (in.)	Ram Stroke (in.)	Ram Dia. (in.)	Cylinder Bore (in.)	Weight (lbs.)
52150	150 @ 100 PSI	78	36	1 to 28	36	7	3	6.5	1550

**MODEL 52PAK8  
8 PIECE PRESS ACCESSORY KIT**

**FEATURES**

- > For use with presses up to 50 tons
- > Five punch sizes: 1/2", 3/4", 1", 1-1/2", and 2"
- > Two 14" x 3" x 1" steel press plates
- > One bearing shield



**MODEL 52PAK8**

**MODEL 52PPK5  
5 PIECE PRESS PUNCH KIT**

**FEATURES**

- > For use with presses up to 50 tons
- > Five punch sizes: 1/2", 3/4", 1", 1-1/2", and 2"



**MODEL 52PPK5**

**MODEL 52PPK3  
3 PIECE PUNCH KIT**

**FEATURES**

- > For use with presses up to 50 tons
- > 1/2", 1", and 2" punches



**MODEL 52PPK3**

**MODEL 52PAK6  
6 PIECE PRESS ACCESSORY KIT**

**FEATURES**

- > For use with presses up to 50 tons
- > 1/2", 1", and 2" punches
- > Two 14" x 3" x 1" steel press plates
- > One bearing shield



**MODEL 52PAK6**

**MODEL 52PP2  
2 PIECE 20 TON PRESS PLATES**

**FEATURES**

- > For use with 12 and 20 ton hydraulic presses
- > Two, 12" x 3" x 3/4" steel press plates
- > Stable base for bearing or punch work



**MODEL 52PP2**

**MODEL 52PP4  
4 PIECE 20 TON PRESS PLATES**

**FEATURES**

- > For use with 12 and 20 ton hydraulic presses
- > Four, 12" x 3" x 3/4" steel press plates
- > Stable base for bearing or punch work



**MODEL 52PP4**

**MODEL 52BWK40  
BOLT ON WINCH KIT**

**FEATURES**

- > For use with presses up to 50 tons
- > 1/2", 1", and 2" punches
- > Five punch sizes: 1/2", 3/4", 1", 1-1/2", and 2"



**MODEL 52BWK40**

**NOTE: All model numbers in kit are available individually. See Page 21.**

# PUNCHES, BED PLATES, & V-BLOCKS

## PUNCHES

### FEATURES


> All punches are made of precision machined, cold finished 1018 steel and are yellow zinc plated for durability.

### 12, 20, 40, AND 50 TON CAPACITY

#### INCLUDES:

##### MODELS:

- 212028** 1/2" Dia. Punch (0.58 lbs.)
- 212029** 3/4" Dia. Punch (0.66 lbs.)
- 212031** 1" Dia. Punch (0.74 lbs.)
- 212032** 1-1/2" Dia. Punch (1.08 lbs.)
- 212033** 2" Dia. Punch (1.62 lbs.)



### 100 AND 150 TON CAPACITY

#### INCLUDES:

##### MODELS:

- 212105** 3" Dia. Punch (1.6 lbs.)
- 212106** 3" Dia. Punch with V-Groove (1.38 lbs.)



## BED PLATES

### INCLUDES:

##### MODELS:

- 212038** 12 and 20 Ton Bed Plates (pair) 1"x 3"x 14" (23.5 lbs.)
- 212039** 40 and 50 Ton Bed Plates (pair) 1"x 3"x 16" (27.5 lbs.)
- 212041** 100 and 150 Ton Bed Plates (pair) 2"x 4"x 20" (92 lbs.)



- MODEL 212038** 12 & 20 TON
- MODEL 212039** 40 & 50 TON
- MODEL 212141** 100 & 150 TON

*Note: All models have same basic construction.*

## V-BLOCKS

### FEATURES

> All V-Blocks are made of precision machined, cold finished 1018 steel and are yellow zinc plated for durability, sold in pairs, excluding model 212037.

### 12 AND 20 TON CAPACITY

#### INCLUDES:

##### MODELS:

- 212027** 12 and 20 Ton V-Blocks (pair) 3"x 3"x 14"; the v-groove is 2.375" wide and .937" deep (75.5 lbs.)
- 212037** 12 and 20 Ton Deep V-Block 3/4" x 12" x 14-1/2"; the v-groove is 6" wide and 7-1/4" deep (32.1 lbs.)



- MODEL 212027** 12 & 20 TON
- MODEL 212053** 40 & 50 TON
- MODEL 212104** 100 & 150 TON

*Note: All models have same basic construction.*

### 40 AND 50 TON CAPACITY


##### MODELS:

- 212053** 40 and 50 Ton V-Blocks (pair) 3"x 3"x 16"; the v-groove is 2.625" wide and .937" deep (78.5 lbs.)

### 100 AND 150 TON CAPACITY

##### MODELS:

- 212104** 100 and 150 Ton V-Blocks (pair) 2"x 4"x 20"; the v-groove is 3.750" wide and 1.937" deep (89.5 lbs.)



- MODEL 212037** 12 & 20 TON




## BEARING SPLITTERS

### FEATURES

- > Splitter halves made of forged steel with sharp angled edges to get in-between tightly assembled parts.
- > Splitter halves include threaded holes for the acceptance of pushing/pulling attachments.
- > Zinc plating and black oxide coating inhibit rust.

\*Bearing Splitters made in Taiwan.



Model #	Spread (in.)		Tapped Hole Size in Splitter Halves (in.)	Distance Between Adjustment Screws (in.)	Shipping Weight
	From	To			
185002	1/4	15/16	5/16"-18	1-11/16	12 oz.
185005	1/8	2	3/8"-16	2-7/16	1 Lb., 4 oz.
185007	1-3/4	5-7/8	5/8"-18	6	4 Lbs., 4 oz.
185025	1/2	4-5/8	5/8"-18	4-3/8	5 Lbs.
185026	1/2	9	5/8"-18	6	12 Lbs., 9 oz.
185050	5/8	8	1"-14	7-1/8	19 Lbs., 12 oz.

### MODEL 185055 BEARING SPLITTER SET

#### FEATURES

- > Rotomolded plastic carrying case with individual recesses for organized bearing splitter storage. Case provides easy access to splitters.
- > Set includes four of the most commonly used bearing splitters and pulley pulling tool. See chart above for specifications on models 185002, 185005, 185025, 185026 bearing splitters and model 185007 pulley pulling tool.

\*Bearing Splitters made in Taiwan.



**MODEL 185055**

**IMPACT SOCKETS**

<b>Model #</b>	<b>Page</b>	<b>Model #</b>	<b>Page</b>	<b>Model #</b>	<b>Page</b>	<b>Model #</b>	<b>Page</b>
210.....	43, 48	418.....	50, 116	534.....	53, 55, 124	1804.....	14, 15, 83, 84
212.....	27, 32, 43, 98	420.....	50, 116	536.....	52, 53, 55, 124	1805.....	64, 83, 84
214.....	27, 28, 32, 43, 98	422.....	50, 116	538.....	53, 55, 124	1806.....	14, 15, 83, 84
216.....	27, 28, 32, 43, 98	424.....	46, 48, 50, 116	540.....	52, 53, 55, 124	1809.....	10
218.....	27, 28, 32, 43, 98	426.....	46, 48, 50, 116	542.....	53, 55, 124	1810.....	10
220.....	27, 28, 32, 43, 98	428.....	46, 48, 50, 116	544.....	52, 53, 55, 124	1811.....	10
222.....	27, 28, 32, 43, 98	430.....	46, 48, 50, 116	546.....	53, 55, 124	1812.....	11
224.....	27, 28, 32, 43, 98	432.....	46, 47, 48, 50, 116	548.....	52, 53, 55, 124	1813.....	11
226.....	27, 28, 32, 43, 98	434.....	46, 47, 48, 50, 116	550.....	53, 55, 124	1814.....	11
228.....	27, 28, 32, 43, 98	436.....	46, 47, 48, 50, 116	552.....	52, 53, 55, 124	1818.....	12
230.....	27, 28, 32, 43, 98	438.....	46, 47, 48, 50, 116	554.....	53, 55, 124	1825.....	13
232.....	27, 28, 32, 43, 98	440.....	46, 47, 48, 50, 116	556.....	52, 53, 55, 124	1830.....	13
234.....	27, 28, 32, 43, 98	442.....	46, 47, 48, 50, 116	558.....	53, 55, 124	1831.....	13
236.....	27, 28, 32, 43, 98	444.....	46, 47, 48, 50, 116	560.....	52, 53, 55, 124	1848.....	12
238.....	27, 32, 43, 98	446.....	46, 47, 48, 50, 116	562.....	53, 55, 124	1874.....	14
240.....	27, 28, 32, 43, 98	448.....	46, 47, 48, 50, 116	564.....	52, 53, 55, 124	2300.....	32, 33, 35, 36, 41, 83, 84
242.....	27, 28, 32, 43, 98	450.....	47, 48, 50, 116	566.....	55, 124	2301.....	19, 64, 83, 84
244.....	27, 28, 32, 43, 98	452.....	47, 48, 50, 116	568.....	55, 124	2302.....	64, 83, 84
246.....	27, 28, 32, 43, 98	454.....	47, 48, 50, 116	570.....	55, 124	2303.....	63, 64
248.....	27, 28, 32, 43, 98	456.....	47, 48, 50, 116	572.....	55, 124	2343.....	63, 64
250.....	28, 98	458.....	47, 48, 50, 116	574.....	55, 124	2450.....	72
252.....	28, 98	460.....	47, 48, 50, 116	576.....	55, 124	2465.....	72, 115
254.....	28, 98	462.....	47, 48, 50, 116	578.....	55, 124	2480.....	72, 115
256.....	28, 98	464.....	47, 48, 50, 116	580.....	55, 124	2500.....	65
258.....	28, 98	466.....	48, 50, 116	582.....	55, 124	2503.....	27, 37, 65, 83, 84
260.....	28, 98	468.....	48, 50, 116	584.....	55, 124	2504.....	65
262.....	28, 98	470.....	48, 50, 116	586.....	55, 124	2505.....	65, 83, 84
264.....	28, 98	472.....	48, 50, 116	588.....	55, 124	2510.....	65, 83, 84
266.....	28, 98	474.....	48, 50, 116	590.....	55, 124	2515.....	65, 83, 84
268.....	28, 98	476.....	48, 50, 116	592.....	55, 124	2524.....	65, 83, 84
270.....	28, 98	478.....	48, 50, 116	594.....	55, 124	2536.....	65, 83, 84
272.....	28, 43, 98	480.....	48, 50, 116	596.....	55, 124	2611.....	27
310.....	16, 18, 19, 24, 89	482.....	50, 116	806.....	10, 12, 14, 15, 85	2617.....	27, 44, 104
312.....	16, 18, 19, 24, 89	484.....	50, 116	807.....	10, 12, 14, 15, 85	2619.....	27, 44, 104
314.....	16, 18, 19, 24, 89	486.....	50, 116	808.....	10, 12, 14, 15, 85	2621.....	27, 44, 104
316.....	16, 18, 19, 24, 89	488.....	50, 116	809.....	10, 12, 14, 15, 85	2622.....	27, 44, 104
318.....	16, 18, 19, 24, 89	490.....	50, 116	810.....	10, 12, 14, 15, 85	2623.....	27, 44, 104
320.....	16, 18, 19, 24, 89	492.....	50, 116	811.....	10, 12, 14, 15, 85	2624.....	27, 43, 103
322.....	16, 18, 19, 24, 89	494.....	50, 116	812.....	10, 12, 14, 15, 85	2626.....	27, 43, 103
324.....	16, 18, 19, 24, 89	496.....	50, 116	814.....	10, 12, 14, 15, 85	2628.....	27, 43, 103
326.....	16, 19, 24, 89	524.....	53, 55, 124	816.....	10, 12, 14, 15, 85	2632.....	27, 43, 103
328.....	16, 19, 24, 89	526.....	53, 55, 124	818.....	10, 12, 14, 15, 85	2634.....	27, 43, 103
330.....	16, 19, 24, 89	528.....	52, 53, 55, 124	1800.....	12, 14, 15, 83, 84	2637.....	59
332.....	16, 19, 24, 89	530.....	53, 55, 124	1801.....	64, 83, 84	2638.....	60
416.....	50, 116	532.....	52, 53, 54, 55, 124	1802.....	12, 14, 15, 83, 84	2639.....	60

<b>Model #</b>	<b>Page</b>	<b>Model #</b>	<b>Page</b>	<b>Model #</b>	<b>Page</b>	<b>Model #</b>	<b>Page</b>
2640.....	27	2801.....	41, 71, 114	3504.....	65	4686.....	47
2641.....	27	2802.....	38, 41, 42, 113	3505.....	65, 83, 84	4687.....	48
2644.....	27	2803.....	38, 41, 42, 113	3510.....	65, 83, 84	4695.....	48
2645.....	28	2806.....	38, 41, 42, 113	3515.....	65, 83, 84	4696.....	48
2646.....	28	2819.....	36	3646.....	58	5100.....	55, 124
2650.....	28	2820.....	36	3647.....	58	5104.....	55, 124
2651.....	29	2826.....	37	3648.....	58	5108.....	55, 124
2652.....	29	2827.....	37	3649.....	58	5112.....	55, 124
2653.....	30	2830.....	38, 41, 42, 113	3650.....	19	5116.....	55, 124
2654.....	30	2832.....	38, 41, 42, 113	3651.....	20	5120.....	55, 124
2655.....	31	2834.....	38, 41, 42, 113	3652.....	20	5124.....	55, 124
2657.....	29	2835.....	37	3653.....	20	5128.....	55, 124
2658.....	31	2837.....	38	3654.....	20	5132.....	55, 124
2659.....	31	2838.....	38	3655.....	21	5136.....	55, 124
2661.....	31	2839.....	38	3656.....	21	5140.....	55, 124
2662.....	32	2840.....	74	3657.....	21	5300.....	65, 84
2665.....	32	2841.....	70	3660.....	21	5301.....	56
2668.....	32	2842.....	74	3671.....	77	5302.....	56
2669.....	33	2843.....	74	3674.....	22	5303.....	64, 83, 84
2670.....	33	2845.....	38	3675.....	22	5304.....	56, 83, 84
2672.....	33	2847.....	75	3677.....	23	5305.....	63, 64
2678.....	34	2848.....	39	3678.....	23	5306.....	64, 83, 84
2679.....	34	2849.....	74	3680.....	23	5310.....	65, 84
2690.....	28	2850.....	79	3682.....	23	5313.....	65, 84
2691.....	29	2851.....	39	3690.....	24	5501.....	57
2692.....	30	2852.....	39	3691.....	24	5502.....	57, 129
2693.....	30	2855.....	40	3841.....	70	5503.....	57, 129
2695.....	80	2856.....	40	4050.....	45	5504.....	57, 129
2696.....	81	2858.....	40	4300.....	64, 83, 84	5505.....	57, 129
2698.....	35	2880.....	72	4301.....	64, 83, 84	5506.....	57, 129
2699.....	36	3300.....	64, 83, 84	4302.....	65, 83, 84	5507.....	57, 129
2700.....	42, 115	3301.....	14, 16, 17, 18, 26, 83, 84	4303.....	51	5508.....	57, 129
2701.....	40, 42, 115	3303.....	63, 64	4304.....	51, 83, 84	5509.....	57, 129
2702.....	42, 115	3305.....	64	4305.....	63, 64	5510.....	57, 131
2703.....	42	3325.....	16	4310.....	65, 83, 84	5524.....	64, 132
2704.....	40, 42, 115	3326.....	16	4313.....	65, 83, 84	5525.....	57, 129
2705.....	42, 115	3327.....	16	4405.....	64	5526.....	57, 129
2706.....	37, 42, 115	3328.....	17	4506.....	60	5527.....	57, 131
2707.....	42, 115	3329.....	17	4507.....	60	5528.....	57, 131
2708.....	37, 42, 115	3330.....	17	4626.....	46	5529.....	57, 131
2710.....	37, 42, 115	3342.....	18	4667.....	75	5530.....	57, 132
2712.....	42, 115	3358.....	18	4680.....	46	5531.....	64, 132
2713.....	42	3359.....	18	4681.....	46	5532.....	57, 131
2724.....	37	3360.....	19	4682.....	46	5533.....	57, 129
2748.....	60	3361.....	19	4683.....	47	5534.....	57, 129
2749.....	60	3500.....	65	4684.....	47	5535.....	57, 129
2800.....	38, 41, 42, 113	3503.....	18, 19, 65, 83, 84	4685.....	47	5536.....	57, 129

# PRODUCT INDEX

Model #	Page	Model #	Page	Model #	Page	Model #	Page
5537.....	57, 129	10601.....	75	26489.....	59, 60, 62, 112	36471.....	58, 62, 96
5568.....	57, 129	10602.....	75	26491.....	59, 60, 62, 112	36472.....	58, 62, 96
5572.....	57, 129	10603.....	75	26492.....	59, 60, 62, 112	36473.....	58, 62, 96
5576.....	57, 129	10604.....	75	26493.....	59, 60, 62, 112	36474.....	58, 62, 96
5580.....	57, 129	10605.....	75	26494.....	62, 112	36475.....	58, 62, 96
5584.....	57, 129	10606.....	75	26495.....	59, 60, 62, 112	36476.....	58, 62, 96
5588.....	57, 129	10607.....	75	26496.....	59, 60, 62, 112	36477.....	58, 62, 96
5596.....	57, 129	10608.....	75	26497.....	59, 60, 62, 112	36478.....	62, 96
5600.....	57, 129	10609.....	75	26498.....	62, 112	36479.....	62, 96
5606.....	60	10610.....	75	26499.....	59, 62, 112	36481.....	58, 62, 96
5607.....	60	10611.....	75	26701.....	33, 35, 36, 43, 106	36482.....	58, 62, 96
5608.....	65, 132	10612.....	75	26702.....	33, 35, 36, 43, 106	36483.....	58, 62, 96
5615.....	65, 132	10613.....	75	26703.....	33, 35, 36, 43, 106	36484.....	58, 62, 96
5626.....	52	10614.....	75	26704.....	33, 35, 36, 43, 106	36485.....	58, 62, 96
5681.....	52	10615.....	75	26705.....	33, 35, 36, 43, 106	36486.....	62, 96
5685.....	52	10616.....	75	26706.....	33, 35, 36, 43, 106	36487.....	58, 62, 96
5688.....	52	10617.....	75	26707.....	33, 35, 36, 43, 106	36488.....	58, 62, 96
5692.....	53	10618.....	75	26708.....	33, 35, 36, 43, 106	36489.....	62, 96
5693.....	53	10619.....	75	26709.....	33, 35, 36, 43, 106	36801.....	16, 23, 24, 91
5699.....	54	10620.....	75	28401.....	42, 74	36802.....	16, 23, 24, 91
6332.....	64, 83, 84	10621.....	75	28402.....	42, 74	36803.....	16, 23, 24, 91
10000.....	76	10622.....	75	28403.....	42, 74	36804.....	16, 23, 24, 91
10001.....	76	10623.....	75	28404.....	42, 74	36805.....	16, 23, 24, 91
10002.....	76	10624.....	75	28405.....	42, 74	36806.....	16, 23, 24, 91
10003.....	78	10625.....	75	28406.....	42, 74	36807.....	16, 23, 24, 91
10004.....	67	10626.....	75	28407.....	42, 74	36808.....	16, 23, 24, 91
10005.....	77	10627.....	75	28408.....	42, 74	36809.....	16, 23, 24, 91
10006.....	76	10628.....	75	28409.....	42, 74	45061.....	61, 62, 122
10007.....	67	10629.....	75	28471.....	75	45062.....	61, 62, 122
10008.....	79	10630.....	75	28472.....	75	45063.....	61, 62, 122
10009.....	77	10631.....	75	28473.....	75	45064.....	61, 62, 122
10010.....	78	10632.....	75	28474.....	75	45065.....	61, 62, 122
10011.....	78	10633.....	75	28475.....	75	53517.....	52, 56, 129
10200.....	70	10636.....	68	28476.....	75	53820.....	52, 56, 129
10202.....	71	22610.....	72	28477.....	75	54121.....	52, 56, 129
10203.....	67	23014.....	72	28492.....	43, 74, 111	56061.....	61, 62
10204.....	69	24100.....	72, 115	28494.....	43, 74, 111	56062.....	61, 62
10205.....	68	24120.....	72, 115	28496.....	43, 74, 111	56063.....	61, 62
10206.....	68	24140.....	72, 115	28498.....	43, 74, 111	56064.....	61, 62
10207.....	68	26481.....	59, 60, 62, 112	28501.....	79	56065.....	61, 62
10208.....	71	26482.....	59, 60, 62, 112	28502.....	79	56066.....	61, 62
10209.....	69	26483.....	59, 60, 62, 112	28503.....	79	264810.....	62, 112
10210.....	69	26484.....	59, 60, 62, 112	28504.....	79	264811.....	59, 60, 52
10212.....	67	26485.....	59, 60, 62, 112	28505.....	79	264910.....	59, 60, 62, 112
10213.....	69	26486.....	59, 60, 62, 112	28506.....	79	264911.....	62, 112
10214.....	69	26487.....	59, 60, 62, 112	28507.....	79	264912.....	59, 60, 62, 112
10600.....	75	26488.....	59, 60, 62, 112	36460.....	58	264913.....	59, 60, 62, 112

<b>Model #</b>	<b>Page</b>	<b>Model #</b>	<b>Page</b>	<b>Model #</b>	<b>Page</b>	<b>Model #</b>	<b>Page</b>
264914.....	62	284917.....	44, 74, 111	368211.....	17, 23, 25, 92	210ZUDL.....	42, 81, 82
264915.....	62	284919.....	44, 74, 111	368212.....	17, 23, 25, 92	210ZUM.....	40, 44, 109
267010.....	33, 35, 36, 43, 106	284921.....	44, 74, 111	368213.....	17, 23, 25, 92	210ZUMDL.....	42, 80, 82
267011.....	33, 35, 36, 43, 106	364601.....	58	368214.....	17, 23, 25, 92	211M.....	28, 29, 33, 44, 99
267012.....	33, 35, 36, 43, 106	364602.....	58	368215.....	17, 23, 25, 92	211MD...28, 30, 33, 40, 44, 101	
267013.....	33, 35, 36, 43, 106	364603.....	58	368216.....	17, 23, 25, 92	211MMG.....	44
267014.....	33, 35, 36, 43, 106	364604.....	58	368217.....	17, 23, 25, 92	211MXD.....	44, 103
267015.....	33, 35, 36, 43, 106	364605.....	58	368218.....	17, 23, 25, 92	211MZUD.....	32, 44, 110
267210.....	33, 37, 44, 106	364606.....	58	368219.....	17, 23, 25, 92	211UM.....	44, 107
267211.....	33, 37, 44, 106	364607.....	58	450714.....	61, 62, 122	211UMD.....	31, 44, 108
267212.....	33, 37, 44, 106	364608.....	58	450717.....	61, 62, 122	211ZM.....	34, 36, 37, 44, 105
267213.....	33, 37, 44, 106	364609.....	58	450719.....	61, 62, 122	211ZUM.....	40, 44, 109
267214.....	33, 37, 44, 106	364610.....	58	450722.....	61, 62, 122	211ZUMDL.....	42, 80, 82
267215.....	33, 37, 44, 106	364611.....	58	450724.....	61, 62, 122	212D.....	27, 43, 100
267216.....	33, 37, 44, 106	364612.....	58	560714.....	61, 62	212M.....	28, 29, 33, 44, 99
267217.....	33, 37, 44, 106	364614.....	58	560717.....	61, 62	212MD...28, 30, 33, 40, 44, 101	
267218.....	33, 37, 44, 106	364617.....	58	560719.....	61, 62	212MG.....	43
267219.....	33, 37, 44, 106	364619.....	58	560722.....	61, 62	212MMG.....	44
267220.....	33, 37, 44, 106	364810.....	62, 96	560724.....	61, 62	212MXD.....	44, 103
267221.....	33, 37, 44, 106	364811.....	62, 96	560727.....	61, 67	212MZB.....	81
267222.....	33, 37, 44, 106	365802.....	59, 62, 97	1820S.....	13	212MZUD.....	32, 44, 110
267223.....	33, 37, 44, 106	365804.....	59, 62, 97	1820S1.....	13, 14, 88	212QD.....	40, 43, 111
267224.....	33, 37, 44, 106	365806.....	59, 62, 97	1820S2.....	13, 14, 88	212U.....	43, 107
274806.....	60, 62, 113	365808.....	59, 62, 97	1820S3.....	13, 14, 88	212UD.....	31, 43, 107
274808.....	60, 62, 113	365810.....	59, 62, 97	1820S4.....	13, 14, 88	212UM.....	32, 44, 107
274810.....	60, 62, 113	365812.....	59, 62, 97	1820S5.....	13, 14, 88	212UMD.....	43, 102
274812.....	60, 62, 113	365814.....	59, 62, 97	1820S6.....	13, 14, 88	212UZ.....	40, 43, 108
274814.....	60, 62, 113	365904.....	59, 62, 97	208M.....	44, 99	212XD.....	43, 102
274816.....	60, 62, 113	365905.....	59, 62, 97	208MD.....	44, 101	212Z.....	35, 36, 43, 104
274818.....	60, 62, 113	365906.....	59, 62, 97	208MXD.....	44, 103	212ZM.....	34, 36, 37, 44, 105
274820.....	60, 62, 113	365907.....	59, 62, 97	208ZUMDL.....	42, 80, 82	212ZUD.....	31, 43, 109
274906.....	60, 62, 113	365908.....	59, 62, 97	209M.....	33, 44, 99	212ZUDL.....	42, 81, 82
274907.....	60, 62, 113	365910.....	59, 62, 97	209MD.....	33, 44, 101	212ZUM.....	40, 44, 109
274908.....	60, 62, 113	365912.....	59, 62, 97	209MXD.....	44, 103	212ZUMDL.....	42, 80, 82
274910.....	60, 62, 113	367124.....	77	209ZM.....	36, 44, 105	213M.....	28, 29, 33, 44, 99
274912.....	60, 62, 113	367127.....	77	209ZMD.....	44, 106	213MD...28, 30, 33, 40, 44, 101	
274914.....	60, 62, 113	367129.....	77	210D.....	43, 100	213MMG.....	44
274915.....	62, 113	367132.....	77	210M.....	28, 29, 33, 44, 99	213MXD.....	39, 44, 103
274917.....	60, 62, 113	367135.....	77	210MD...28, 30, 33, 40, 44, 101		213MZUD.....	32, 44, 110
274918.....	62, 113	367138.....	77	210MMG.....	44	213UM.....	31, 32, 44, 107
274919.....	60, 62, 113	368010.....	16, 23, 24, 91	210MXD.....	44, 103	213UMD.....	31, 44, 108
284317.....	74	368011.....	16, 23, 24, 91	210MZB.....	81	213ZM.....	36, 37, 44, 105
284319.....	74	368012.....	16, 23, 24, 91	210MZUD.....	32, 44, 110	213ZUM.....	40, 44, 109
284321.....	74	368207.....	23, 25, 92	210UM.....	44, 107	213ZUMDL.....	42, 80, 82
284910.....	43, 74, 111	368208.....	17, 23, 25, 92	210UMD.....	31, 44, 108	214D.....	27, 29, 40, 43, 100
284912.....	43, 74, 111	368209.....	17, 23, 25, 92	210XD.....	43, 102	214FP.....	70
284915.....	44	368210.....	17, 23, 25, 92	210ZM.....	34, 36, 347, 44, 105	214M.....	28, 29, 33, 44, 99

# PRODUCT INDEX

<b>Model #</b>	<b>Page</b>	<b>Model #</b>	<b>Page</b>	<b>Model #</b>	<b>Page</b>	<b>Model #</b>	<b>Page</b>
214MD	28, 30, 33, 40, 44, 101	216ZM	34, 36, 37, 44, 105	219UMD	31, 44, 108	222XD	39, 43, 102
214MG	43	216ZUD	31, 43, 109	219ZM	34, 36, 37, 44, 105	222Z	34, 35, 36, 43, 104
214MMG	44	216ZUDL	42, 81, 82	219ZUM	40, 44, 109	222ZM	34, 36, 37, 44, 105
214MXD	39, 44, 103	216ZUM	40, 44, 109	220D	27, 29, 40, 43, 100	222ZUD	31, 43, 109
214MZB	81	216ZUMDL	42, 80, 82	220FP	70	222ZUDL	42, 81, 82
214MZUD	32, 44, 110	21755M	72	220M	28, 33, 44, 99	222ZUM	40, 44, 109
214P	70	21780M	72	220MD	28, 33, 44, 101	223M	28, 30, 33, 43, 99
214QD	40, 43, 111	217M	28, 29, 33, 44, 99	220MG	43	223MD	28, 33, 44, 101
214U	27, 29, 43, 107	217MD	28, 30, 33, 40, 44, 101	220MMG	44	223MXD	39, 44, 103
214UD	31, 43, 107	217MMG	44	220MXD	39, 44, 103	223MZUD	32, 44, 110
214UM	31, 32, 44, 107	217MXD	39, 44, 103	220MZUD	32, 44, 110	223UM	32, 44, 107
214UMD	31, 44, 108	217MZUD	32, 44, 110	220P	70	223UMD	44, 108
214UZ	40, 43, 108	217UM	31, 32, 44, 107	220QD	40, 43, 111	223ZM	36, 37, 44, 105
214XD	43, 102	217UMD	31, 44, 108	220U	247, 29, 30, 43, 107	223ZUM	40, 44, 109
214Z	34, 35, 36, 43, 104	217ZM	34, 36, 37, 44, 105	220UD	31, 43, 107	224D	27, 29, 40, 43, 100
214ZM	34, 36, 37, 44, 105	217ZUM	40, 44, 109	220UM	32, 44, 107	224M	28, 30, 33, 44, 99
214ZUD	31, 43, 109	217ZUMDL	42, 80, 82	220UMD	44, 108	224MD	28, 33, 44, 101
214ZUDL	42, 81, 82	218D	27, 29, 40, 43, 100	220UZ	40, 43, 108	224MG	43
214ZUM	40, 44, 109	218FP	70	220XD	39, 43, 102	224MXD	39, 44, 103
214ZUMDL	42, 80, 82	218M	28, 29, 33, 44, 99	220Z	34, 35, 36, 43, 104	224MZUD	32, 44, 110
215M	28, 29, 33, 44, 99	218MD	28, 30, 33, 40, 44, 101	220ZM	36, 37, 44, 105	224QD	40, 43, 111
215MD	28, 30, 33, 40, 44, 101	218MG	43	220ZUD	31, 43, 109	224U	27, 29, 30, 43, 107
215MMG	44	218MMG	44	220ZUM	40, 44, 109	224UD	31, 43, 107
215MXD	39, 44, 103	218MXD	39, 44, 105	22180M	72	224UM	32, 44, 107
215MZUD	32, 44, 110	218MZUD	32, 44, 110	221M	28, 29, 33, 44, 99	224UMD	44, 108
215UM	31, 32, 44, 107	218P	70	221MD	28, 30, 33, 40, 44, 101	224UZ	40, 43, 108
215UMD	31, 44, 108	218QD	40, 43, 111	221MMG	44	224XD	39, 43, 102
215ZM	34, 36, 37, 44, 105	218U	27, 29, 30, 43, 107	221MXD	39, 44, 103	224Z	34, 35, 36, 43, 104
215ZUM	40, 44, 109	218UD	31, 43, 107	221MZUD	32, 44, 110	224ZM	34, 36, 37, 44, 105
215ZUMDL	42, 80, 82	218UM	31, 32, 44, 107	221UM	32, 44, 107	224ZUD	31, 43, 109
216D	27, 29, 40, 43, 100	218UMD	31, 44, 108	221UMD	44, 108	224ZUDL	42, 81, 82
216FP	70	218UZ	40, 43, 108	221ZM	34, 36, 347, 44, 105	224ZUM	40, 44, 109
216M	28, 29, 33, 44, 99	218XD	39, 43, 102	221ZUM	40, 44, 109	225M	28, 30, 44, 99
216MD	28, 30, 33, 40, 44, 101	218Z	34, 35, 36, 43, 104	22212M	72	225MD	28, 44, 101
216MG	43	218ZM	34, 36, 37, 44, 105	22214M	72	225MXD	44, 103
216MMG	44	218ZUD	31, 43, 109	222D	27, 29, 40, 43, 100	225ZM	37, 44, 105
216MXD	39, 44, 103	218ZUDL	42, 81, 82	222M	28, 29, 33, 44, 99	225ZMD	37, 44
216MZUD	32, 44, 110	218ZUM	40, 44, 109	222MD	28, 30, 33, 40, 44, 101	2265PT	79
216P	70	21910M	72	222MG	43	226D	27, 29, 40, 43, 100
216QD	40, 43, 111	21965M	72	222MXD	39, 44, 103	226M	28, 29, 30, 33, 44, 99
216U	27, 29, 30, 43, 107	21980M	72	222MZUD	32, 44, 110	226MD	28, 30, 33, 40, 44, 101
216UD	31, 43, 107	219M	28, 29, 33, 44, 99	222QD	40, 43, 111	226MG	43
216UM	31, 32, 44, 107	219MD	28, 30, 33, 40, 44, 101	222U	27, 29, 30, 43, 107	226MXD	39, 44, 103
216UMD	31, 44, 108	219MMG	44	222UD	31, 43, 107	226QD	40, 43, 111
216UZ	40, 43, 108	219MXD	39, 44, 103	222UM	32, 44, 107	226U	27, 29, 30, 43, 107
216XD	39, 43, 102	219MZUD	32, 44, 110	222UMD	44, 108	226UD	31, 43, 107
216Z	34, 35, 36, 43, 104	219UM	31, 32, 44, 107	222UZ	40, 43, 108	226UZ	40, 43, 108

<b>Model #</b>	<b>Page</b>	<b>Model #</b>	<b>Page</b>	<b>Model #</b>	<b>Page</b>	<b>Model #</b>	<b>Page</b>
226XD	39, 43, 102	231ZMD	44	236ZUD	31, 43, 109	268D	29, 43, 100
226Z	34, 35, 36, 43, 104	232D	27, 29, 40, 43, 100	237MXD	44, 103	2690S	34
226ZM	36, 37, 44, 105	232M	28, 30, 44, 49	238D	27, 43, 100	2690S1	34, 41, 111
226ZMD	37, 44	232MD	28, 44, 101	238MXD	44, 103	2690S2	34, 41, 111
226ZUD	31, 43, 109	232MG	43	238U	27, 43	2690S3	34, 41, 111
227M	28, 29, 30, 33, 44, 99	232MXD	39, 44, 103	238UZ	40, 43, 108	2690S4	34, 41, 111
227MD	28, 30, 33, 40, 44, 101	232QD	40, 43, 111	238XD	42, 102	2690S5	34, 41, 111
227MXD	39, 44, 103	232U	27, 43	238Z	34, 35, 36, 43, 104	2690S6	34, 41, 111
227ZM	36, 27, 44, 105	232UZ	40, 43, 108	238ZUD	31, 43, 109	2690S7	34, 41, 111
227ZMD	37, 44	232XD	39, 43, 102	239MZDT	80	2690S8	34, 41, 111
228D	27, 29, 40, 43, 100	232Z	34, 35, 36, 43, 104	240D	27, 29, 40, 43, 100	2690SE	35
228M	28, 30, 44, 99	232ZM	37, 44, 105	240HDD	41, 114	2690SE1	35, 41, 112
228MD	28, 44, 101	232ZMD	37, 44	240U	27, 43	2690SE2	35, 41, 112
228MG	43	232ZUD	31, 43, 109	240UZ	40, 43, 108	2690SE3	35, 41, 112
228MXD	39, 44, 103	233M	28, 44, 99	240XD	39, 43, 102	2690SE4	35, 41, 112
228QD	40, 43, 111	233MD	28, 44, 101	240Z	34, 35, 36, 43, 104	2690SE5	35, 41, 112
228U	27, 29, 30, 43, 107	233MXD	39, 44, 103	240ZUD	31, 43, 109	2690SE6	35, 41, 112
228UD	31, 43, 107	233ZM	37, 44, 105	242D	27, 29, 43, 100	2690SE7	35, 41, 112
228UZ	40, 43, 108	233ZMD	37, 44	242XD	39, 43, 102	2690SE8	35, 41, 112
228XD	39, 43, 102	234D	27, 40, 43, 100	242Z	35, 36, 43, 104	2690SE9	35, 41, 112
228Z	34, 35, 36, 43, 104	234M	28, 29, 30, 44, 99	242ZD	35, 36, 43, 106	270D	29, 43, 100
228ZM	37, 44, 105	234MD	28, 44, 101	244D	27, 29, 100	272D	29, 43, 100
228ZMD	37, 44	234MXD	39, 44, 103	244XD	43, 102	2800ZD	37, 38, 42
228ZUD	31, 43, 109	234QD	40, 43, 111	244Z	35, 43, 104	2801ZD	37, 42
229M	28, 30, 44, 99	234U	27, 43	244ZD	35, 36, 43, 106	2802ZD	37, 38, 42
229MD	28, 44, 101	234UZ	40, 43, 108	246D	27, 29, 43, 100	2803ZD	37, 42
229MXD	39, 44, 103	234XD	39, 43, 102	246XD	43, 102	2804ZD	37, 38, 42
229ZM	37, 44, 105	234Z	34, 35, 36, 43, 104	246Z	35, 36, 43, 104	2805ZD	37, 42
229ZMD	37, 44	234ZM	37, 44, 105	246ZD	34, 36, 43, 100	2806ZD	37, 38, 42
230D	27, 29, 40, 43, 100	234ZMD	37, 44	248D	27, 29, 43, 100	2807ZD	37, 42
230M	28, 30, 33, 44, 99	234ZUD	31, 43, 109	248XD	43, 102	284LN	71
230MD	28, 23, 44, 101	235M	28, 44	248Z	35, 36, 43, 104	3045E	96
230MG	43	235MD	28, 44	248ZD	35, 36, 43, 106	304PC	70
230MXD	39, 44, 103	235MXD	44, 103	2503W	65	304SE	26
230QD	40, 43, 111	235ZM	37, 44, 105	2505W	65	307M	18, 25, 89
230U	27, 29, 43, 107	235ZMD	37, 44	250D	29, 43, 100	307MD	18, 25, 90
230UD	31, 43, 107	236D	27, 29, 40, 43, 100	2510W	65	307MMG	25, 95
230UZ	40, 43, 108	236M	28, 30, 44, 99	2515W	65	307MZ	22, 25, 91
230XD	39, 43, 102	236MD	28, 44, 101	252D	29, 43, 100	307MZUD	23, 91
230Z	34, 35, 36, 43, 104	236MXD	44, 103	2536T	65, 114	307ZUM	24, 25, 94
230ZM	36, 37, 44, 105	236QD	40, 43, 111	254D	29, 43, 100	308EPC	70
230ZMD	37, 44	236U	27, 43, 107	256D	29, 43, 100	308M	18, 25, 89
230ZUD	31, 43, 109	236UZ	40, 43, 108	258D	29, 43, 100	308MD	18, 19, 25, 90
231M	30, 44, 99	236XD	39, 43, 102	260D	29, 43, 100	308MG	24, 95
231MD	44, 101	236Z	34, 35, 36, 43, 104	262D	29, 43, 100	308MMG	25, 95
231MXD	39, 44, 103	236ZM	37, 44, 105	264D	29, 43, 100	308MRD	17
231ZM	44, 105	236ZMD	37, 44	266D	29, 43, 100	308MZ	17, 22, 25, 91

# PRODUCT INDEX

Model #	Page	Model #	Page	Model #	Page	Model #	Page
308MZUD.....	23, 91	312MMG.....	25, 95	315UMD.....	21, 25, 93	319MMG.....	25, 95
308PC.....	70	312MRD.....	17	315ZUM.....	24, 25, 94	319MRD.....	17
308ZUM.....	24, 25, 94	312MZ.....	17, 22, 25, 91	316D.....	16, 18, 19, 20, 24, 90	319MZ.....	17, 22, 25, 91
309EPC.....	70	312MZUD.....	23, 94	316M.....	18, 25, 89	319MZUD.....	23, 94
309M.....	18, 20, 25, 89	312PC.....	70	316MD.....	18, 19, 25, 90	319UM.....	21, 25, 92
309MD.....	18, 19, 20, 25, 90	312RD.....	16	316MG.....	24, 95	319UMD.....	21, 25, 93
309MMG.....	25, 95	312U.....	20, 24, 92	316MMG.....	25, 95	319ZUM.....	24, 25, 94
309MRD.....	17	312UD.....	21, 24, 93	316MRD.....	17	3206M.....	92
309MZ.....	17, 22, 25, 91	312UM.....	21, 25, 92	316MZ.....	17, 22, 25, 91	320D.....	16, 18, 19, 20, 24, 90
309MZUD.....	23, 94	312UMD.....	21, 25, 93	316MZUD.....	23, 94	320M.....	25, 89
309PC.....	70	312UZ.....	24, 93	316RD.....	16	320MD.....	25, 90
309ZUM.....	24, 25, 94	312Z.....	16, 22, 24, 90	316U.....	20, 24, 92	320MG.....	24, 95
310D.....	16, 18, 19, 20, 24, 90	312ZUD.....	23, 24, 94	316UD.....	21, 24, 93	320RD.....	16
310EPC.....	70	312ZUM.....	24, 25, 94	316UM.....	21, 25, 92	320U.....	20, 24, 92
310M.....	18, 20, 25, 89	313M.....	18, 20, 25, 89	316UMD.....	21, 25, 93	320UD.....	21, 24, 93
310MD.....	18, 19, 20, 25, 90	313MD.....	18, 19, 20, 25, 90	316UZ.....	24, 93	320UM.....	25, 92
310MG.....	24, 95	313MMG.....	25, 95	316Z.....	16, 22, 24, 90	320UMD.....	25, 93
310MMG.....	25, 95	313MRD.....	17	316ZUD.....	23, 24, 94	320UZ.....	24, 93
310MRD.....	17	313MZ.....	17, 22, 25, 91	316ZUM.....	24, 25, 94	320Z.....	16, 22, 24, 90
310MZ.....	17, 22, 25, 91	313MZUD.....	23, 94	317M.....	18, 20, 25, 89	320ZM.....	17, 91
310MZUD.....	23, 94	313UM.....	21, 25, 92	317MD.....	18, 19, 20, 25, 90	320ZUD.....	22, 94
310PC.....	70	313UMD.....	21, 25, 93	317MMG.....	25, 95	321M.....	25, 89
310RD.....	16	313ZUM.....	24, 25, 94	317MRD.....	17	321MD.....	19, 25, 90
310U.....	24, 92	314D.....	16, 18, 19, 20, 24, 90	317MZ.....	17, 22, 25, 91	321MRD.....	17
310UD.....	24, 93	314M.....	18, 20, 25, 89	317MZUD.....	23, 94	321UM.....	25, 92
310UM.....	21, 25, 92	314MD.....	18, 19, 20, 25, 90	317UM.....	21, 25, 92	321UMD.....	25, 93
310UMD.....	21, 25, 93	314MG.....	24, 95	317UMD.....	21, 25, 93	321ZM.....	17, 91
310UZ.....	24, 93	314MMG.....	24, 95	317ZUM.....	24, 25, 94	321ZMD.....	17, 25
310Z.....	16, 22, 24, 90	314MRD.....	17	318D.....	16, 18, 19, 20, 24, 90	322D.....	16, 18, 19, 20, 24, 90
310ZUD.....	23, 24, 94	314MZ.....	17, 22, 25, 91	318M.....	18, 25, 89	322M.....	25, 89
310ZUM.....	24, 25, 94	314MZUD.....	23, 94	318MD.....	18, 19, 25, 90	322MD.....	19, 25, 90
311EPC.....	70	314RD.....	16	318MG.....	24, 95	322MG.....	24, 95
311M.....	18, 20, 25, 89	314U.....	20, 24, 92	318MMG.....	25, 95	322MRD.....	17
311MD.....	18, 19, 25, 90	314UD.....	21, 24, 93	318MRD.....	17	322RD.....	16
311MMG.....	25, 95	314UM.....	24, 25, 92	318MZ.....	17, 22, 25, 91	322U.....	20, 24, 92
311MRD.....	17	314UMD.....	21, 25, 93	318MZUD.....	23, 94	322UD.....	21, 24, 93
311MZ.....	17, 22, 25, 91	314UZ.....	24, 93	318RD.....	16	322UM.....	25, 92
311MZUD.....	23, 94	314Z.....	16, 22, 24, 90	318U.....	20, 24, 92	322UMD.....	25, 93
311PC.....	70	314ZUD.....	23, 24, 94	318UD.....	21, 24, 94	322UZ.....	24, 93
311UM.....	21, 25, 92	314ZUM.....	24, 25, 94	318UM.....	21, 25, 92	322Z.....	16, 22, 90
311UMD.....	21, 25, 93	315M.....	18, 20, 25, 89	318UMD.....	21, 25, 93	322ZM.....	17, 91
311ZUM.....	24, 25, 94	315MD.....	18, 19, 20, 25, 90	318UZ.....	24, 93	322ZMD.....	17, 25
312D.....	16, 18, 19, 20, 24, 90	315MMG.....	25, 95	318Z.....	16, 22, 24, 90	322ZUD.....	23, 94
312EPC.....	70	315MRD.....	17	318ZUD.....	23, 24, 94	324D.....	16, 18, 19, 20, 24, 90
312M.....	18, 25, 89	315MZ.....	17, 22, 25, 91	318ZUM.....	24, 25, 94	324MG.....	24, 95
312MD.....	18, 19, 25, 90	315MZUD.....	23, 94	319M.....	18, 20, 25, 89	324RD.....	16
312MG.....	24, 95	315UM.....	21, 25, 92	319MD.....	18, 19, 20, 25, 90	324U.....	20, 24, 92



<b>Model #</b>	<b>Page</b>	<b>Model #</b>	<b>Page</b>	<b>Model #</b>	<b>Page</b>	<b>Model #</b>	<b>Page</b>
324UD	21, 24, 93	3670SE5	22, 26, 96	426D	48, 50, 118	435MD	45, 47, 51, 119
324UZ	24, 93	3670SE6	22, 26, 96	426HDS	49, 121	435MZT	51, 120
324Z	16, 22, 24, 90	3670SE7	22, 26, 96	426M	47, 51, 117	436D	46, 47, 48, 50, 118
324ZUD	23, 94	3670SE8	22, 26, 96	426MD	47, 51, 119	436DT	49, 119
326D	16, 19, 24, 90	3670SE9	22, 26, 96	426MZT	51, 120	436M	47, 51, 117
326RD	16	4011M	45	426S	45, 46, 49, 121	436MD	45, 47, 51, 119
326U	24, 92	4050M	45	426XL	49, 121	436MZT	51, 120
326UD	24, 93	4070M	45	426ZT	48, 50, 120	436XL	49, 121
326UZ	24, 93	4121C	45, 49, 122	427M	45, 47, 51	436ZT	48, 50, 120
326Z	16, 22, 24, 90	412MH	62, 122	427MD	45, 47, 51, 119	438D	48, 50, 118
326ZUD	23, 94	415MZT	51, 120	427MZT	51, 120	438M	47, 51, 117
328D	16, 19, 24, 90	416D	50, 118	428D	48, 50, 118	438MD	45, 47, 51, 119
328RD	16	416H	62	428M	47, 51, 117	438MZT	51, 120
328U	24, 92	416MZT	51, 120	428MD	47, 51, 119	438ZT	48, 50, 120
328UD	24, 93	417MSS	45, 49, 121	428MZT	51, 120	439MD	47, 51
328UZ	24, 93	417MZT	51, 120	428ZT	48, 50, 120	440D	45, 47, 48, 50, 118
328Z	16, 22, 24, 90	418D	50, 118	429M	47, 51, 117	440DT	49, 119
328ZUD	23, 94	418MZT	51, 120	429MD	47, 51, 119	440M	47, 51, 117
330D	16, 19, 24, 90	419M	51, 117	429MZT	51, 120	440MD	47, 51, 119
330RD	16	419MD	51, 119	430D	48, 50, 118	440MZT	51, 120
330UZ	24, 93	419MS	49, 121	430M	45, 47, 51, 117	440XL	49, 121
330Z	16, 22, 24, 90	419MZT	51, 120	430MD	45, 47, 51, 119	440ZT	48, 50, 120
330ZUD	23, 94	420D	50, 118	430MZT	51, 120	441M	47, 51, 117
332D	16, 19, 24, 90	420M	51, 117	430S	49, 121	441MD	45, 47, 51, 119
332RD	16	420MD	51, 119	430ZT	48, 50, 120	442D	46, 47, 48, 50, 118
332UZ	24, 93	420MS	45, 49, 121	4315TE	73	442M	47, 51, 117
332Z	16, 22, 24, 90	420MZT	51, 120	431M	51, 117	442MD	47, 51, 119
332ZUD	23, 94	420ZT	48, 50, 120	431MD	47, 51	443M	47, 51, 117
3360DD	18, 65	421M	51, 117	4320TE	73	443MD	47, 51, 119
3503W	65	421MD	51, 119	4325TE	73	444D	46, 47, 48, 50, 118
3505W	65	421MSS	45, 49, 121	432D	46, 47, 48, 50, 118	444M	47, 51, 117
3510W	65	421MZT	51, 120	432M	47, 51, 117	444MD	47, 51, 119
3515W	65	422D	50, 118	432MD	45, 47, 51, 119	444ZT	48, 50, 120
3670S	22	422M	51, 117	432MZT	51, 120	445M	47, 51, 117
3670S1	22, 25, 95	422MD	51, 119	432ZT	48, 50, 120	446D	46, 47, 48, 50, 118
3670S2	22, 25, 95	422MZT	51, 120	4330TE	73	446M	47, 51, 117
3670S3	22, 25, 95	422ZT	48, 50, 120	433M	47, 51, 117	446MD	51, 119
3670S4	22, 25, 95	423M	51, 117	433MD	45, 47, 51, 119	447M	51, 117
3670S5	13, 22, 25, 95	423MD	51, 119	433MXL	49, 121	447MD	51, 119
3670S6	13, 22, 25, 95	423MZT	51, 120	433MZT	51, 120	448D	45, 47, 48, 50, 118
3670S7	13, 22, 25, 95	424D	48, 50, 118	434D	46, 47, 48, 50, 118	448DH	49, 122
3670S8	13, 22, 25, 95	424M	51, 117	434DT	49, 119	448LD	49, 122
3670S9	13, 22, 25, 95	424MD	51, 119	434M	51, 117	448M	51, 117
3670SE	22	424MZT	51, 120	434MD	51, 119	448MD	51, 119
3670SE1	22, 26, 96	424ZT	48, 50, 120	434XL	49, 121	448XL	49, 121
3670SE2	22, 26, 96	425M	51, 117	434ZT	48, 50, 120	448ZT	48, 50, 120
3670SE3	22, 26, 96	425MD	51, 119	43517B	46, 49, 122	449M	51, 117
3670SE4	22, 26, 96	425MZT	51, 120	435M	47, 51, 117	449MD	51, 119

# PRODUCT INDEX

<b>Model #</b>	<b>Page</b>	<b>Model #</b>	<b>Page</b>	<b>Model #</b>	<b>Page</b>	<b>Model #</b>	<b>Page</b>
450D	47, 48, 50, 118	492D	50, 118	530MD	56, 127	548TS	73
450M	51, 117	494D	50, 118	530S	54, 55, 128	5500S	57, 129, 131
450MD	51, 119	496D	50, 118	5315TE	73	550D	53, 55, 126
452D	47, 48, 50, 118	5100D	55, 126	5320TE	73	550M	56, 125
452M	51, 117	5104D	55, 126	5325TE	73	550MD	56, 127
452MD	51, 119	5108D	55, 126	532D	52, 53, 54, 55, 126	5517MSS	132
452ZT	48, 50, 120	5112D	55, 126	532M	56, 125	5521MSS	132
454D	47, 48, 50, 118	5116D	55, 126	532MD	56, 127	5522M	57, 130
454M	51, 117	5120D	55, 126	5330TE	73	5524M	57, 130
455M	51, 117	5124D	55, 126	5335TE	73	5525M	57, 130
455MD	51, 119	5128D	55, 126	533M	52, 56, 125	5527M	57, 130
456D	47, 48, 50, 118	5132D	55, 126	533MD	52, 54, 56, 127	5529M	57, 130
456M	51, 117	5136D	55, 126	533MEL	56, 128	552D	53, 55, 126
456ZT	48, 50, 120	5140D	55, 126	533TS	73	552M	56, 125
458D	47, 48, 50, 118	5153DD	40	5340TE	73	5530M	57, 130
460D	47, 48, 50, 118	517MS	128	5345TE	73	5532HDS	57, 131
460M	51, 117	517MSS	54, 56, 57	534D	52, 53, 55, 126	5532M	57, 130
460MD	51, 119	519M	56, 125	534DT	52, 54, 55, 127	5533M	57, 130
460ZT	48, 50, 120	519MD	56, 127	535M	56, 125	5533MD	57
462D	47, 48, 50, 118	519MS	56, 128	535MD	54, 56, 127	5535M	57, 130
463M	51	520MS	56, 128	536D	52, 53, 55, 126	5535MDT	57, 131
463M	51, 117	521M	56, 125	536DT	52, 54, 55, 127	5536MD	57
464AN	75, 123	521MD	56, 127	536M	56, 125	5538M	57, 130
464D	47, 48, 50, 118	521MS	128	536MD	54, 56, 127	5540M	57, 130
465M	51, 117	521MSS	54, 56, 57	538D	52, 53, 54, 55, 126	5541M	57, 130
465M	51, 117	522M	56, 125	538M	56, 125	5541MDT	57, 127, 131
465MD	51, 119	522MD	56, 127	538MD	56, 127	5542DT	131
466D	48, 50, 118	523M	56, 125	540D	52, 53, 55, 126	5546M	57, 130
468AN	75, 123	523MD	56	540DT	52, 54, 55, 127	5548CDS	130
468D	48, 50	524D	53, 55, 126	540EL	55, 128	5548D	57, 130
470D	48, 50	524M	56, 125	540M	56, 125	5548DT	57, 131
472AN	75, 123	524MD	56, 127	540MD	56, 127	5548XDH	57, 130
472D	48, 50	525M	56, 125	540TS	73	554D	53, 55, 126
474D	48, 50	525MD	56, 127	541M	56, 125	554M	56, 125
476AN	75, 123	526D	53, 55, 126	541MD	54, 56, 127	554MD	56, 127
476D	48, 50, 118	526HDS	128	541MDT	56	5552D	57, 130
478D	48, 50	526M	56, 125	542D	53, 55, 126	5556D	56, 130
480AN	75, 123	526MD	56, 127	542DT	55, 57, 127	555M	56, 125
480D	48, 50, 118	526S	52, 54, 128	542M	56, 125	555MD	56, 127
4826C	46, 49, 122	527M	56, 125	542MD	56, 127	556D	53, 55, 126
482D	50, 118	527MD	54, 56, 127	544D	53, 55, 126	556M	56, 125
484AN	75, 123	528D	52, 53, 55, 126	546D	53, 55, 126	556MD	56, 127
484D	50, 118	528M	56, 125	546M	56, 125	556XD	55, 128
486D	50, 118	529M	56, 125	546MD	56, 127	558D	53, 55, 126
488AN	75, 123	529MD	56, 127	548CDS	52, 54, 55, 129	558M	56, 125
488D	50, 118	530D	52, 53, 55, 126	548D	52, 53, 55, 126	558MD	56, 127
490D	50, 118	530M	56, 125	548DT	55, 57, 127	560D	53, 54, 55, 126

<b>Model #</b>	<b>Page</b>	<b>Model #</b>	<b>Page</b>	<b>Model #</b>	<b>Page</b>	<b>Model #</b>	<b>Page</b>
560M	56, 125	805UM	11, 14, 15, 88	810MG	12, 15, 85	816D	10, 12, 14, 15, 87
560MD	56, 127	805ZUMMG	13, 15	810MMG	12, 15, 86	816DMG	13, 15, 87
562D	53, 55, 126	806D	10, 12, 14, 15, 87	810U	11, 14, 88	816MG	12, 15, 85
564D	53, 55, 126	806DMG	13, 15, 87	810UM	11, 14, 15, 88	816U	11, 14, 88
565M	56	806M	10, 12, 14, 15, 85	810ZUMMG	13, 15, 87	818D	10, 12, 14, 15, 87
565MD	56, 127	806MD	11, 12, 14, 15, 86	811D	10, 12, 14, 15, 87	818DMG	13, 15, 87
566D	55, 126	806MDMG	13, 15, 86	811DMG	13, 15, 87	818MG	15, 85
566M	125	806MG	12, 15, 85	811M	10, 12, 14, 15, 85	818U	11, 14
568D	55, 126	806MMG	12, 15, 86	811MD	11, 12, 14, 15, 86	882301	19, 64, 83, 84
5690A	54	806U	15, 88	811MDMG	13, 15, 86	2302	64, 83, 84
5697M	54	806UM	11, 14, 15, 88	811MG	12, 15, 85	2303	63, 64
570D	55, 126	806ZUMMG	13, 15, 87	811MMG	12, 15, 86	2343	63, 64
570M	56, 125	807D	10, 12, 14, 15, 87	811U	15, 88	2450	72
570MD	56, 127	807DMG	13, 15, 87	811UM	11, 14, 15, 88	2465	72, 115
572D	55, 126	807M	10, 12, 14, 15, 85	811ZUMMG	13, 15, 87	2480	72, 115
574D	55, 126	807MD	11, 12, 14, 15, 86	812D	10, 12, 14, 15, 87	2500	65
576D	55, 126	807MDMG	13, 15, 86	812DMG	13, 15, 87	2503	27, 37, 65, 83, 84
578D	55, 126	807MG	12, 15, 85	812M	10, 12, 14, 15, 85	2504	65
580D	55, 126	807MMG	12, 15, 86	812MD	11, 12, 14, 15, 86	2505	65, 83, 84
5826C	52, 55, 129	807U	15, 88	812MDMG	13, 15, 86	2510	65, 83, 84
582D	55, 126	807UM	11, 14, 15, 88	812MG	12, 15, 85	2515	65, 83, 84
584D	55, 126	807ZUMMG	13, 15, 87	812MMG	12, 15, 86	2524	65, 83, 84
586D	55, 126	808D	10, 12, 14, 15, 87	812U	11, 14, 88	2536	65, 83, 84
588D	55, 126	808DMG	13, 15, 87	812UM	11, 14, 15, 88	2611	27
590D	55, 126	808M	10, 12, 14, 15, 85	812ZUMMG	13, 15, 87	2617	27, 44, 104
592D	55, 126	808MD	11, 12, 14, 15, 86	813M	10, 12, 14, 15, 85	2619	27, 44, 104
594D	55, 126	808MDMG	13, 15, 86	813MD	11, 12, 14, 15, 86	2621	27, 44, 104
596D	55, 126	808MG	12, 15, 85	813MDMG	13, 15, 86	2622	27, 44, 104
8045M	12, 14, 15, 85	808MMG	12, 15, 86	813MMG	12, 15, 86	2623	27, 44, 104
8045MD	12, 15, 86	808U	11, 14, 88	813UM	11, 14, 15, 88	2624	27, 43, 103
8045MDMG	13, 15, 86	808UM	11, 14, 15, 88	813ZUMMG	13, 15, 87	2626	27, 43, 103
8045MMG	15, 86	808ZUMMG	13, 15, 87	814D	10, 12, 14, 15, 87	2628	27, 43, 103
8045UM	15, 88	809D	10, 12, 14, 15, 87	814DMG	13, 15, 87	2632	27, 43, 103
804M	12, 14, 15, 85	809DMG	13, 15, 87	814M	12, 14, 15, 85	2634	27, 43, 103
804MD	12, 15, 86	809M	10, 12, 14, 15, 85	814MD	12, 15, 86	2637	59
804MDMG	13, 15, 86	809MD	11, 12, 14, 15, 86	814MDMG	13, 15, 86	2638	60
804MMG	15, 86	809MDMG	13, 15, 86	814MG	12, 15, 85	2639	60
804UM	15, 88	809MG	12, 15, 85	814MMG	12, 15, 86	2640	27
8055M	10, 12, 14, 15, 85	809MMG	12, 15, 86	814U	11, 14, 88	2641	27
8055MD	11, 14, 15, 86	809U	15, 88	814UM	11, 14, 15, 88	2644	27
8055MDMG	13, 15, 86	809UM	11, 14, 15, 88	814ZUMMG	13, 15, 87	2645	28
8055MMG	12, 15, 86	809ZUMMG	13, 15, 87	815M	12, 14, 15, 85	2646	28
8055UM	11, 14, 15, 88	810D	10, 12, 14, 15, 87	815MD	12, 15, 86	2650	28
805M	12, 14, 15, 85	810DMG	13, 15, 87	815MDMG	13, 15, 86	2651	29
805MD	12, 15, 86	810M	10, 12, 14, 15, 85	815MMG	12, 15, 86	2652	29
805MDMG	13, 15, 86	810MD	11, 12, 14, 15, 86	815UM	11, 14, 15, 88	2653	30
805MMG	12, 15, 86	810MDMG	13, 15, 86	815ZUMMG	13, 15, 87	2654	30

# PRODUCT INDEX

Model #	Page	Model #	Page	Model #	Page	Model #	Page
2655.....	31	2834.....	38, 41, 42, 113	3652.....	20	5124.....	55, 124
2657.....	29	2835.....	37	3653.....	20	5128.....	55, 124
2658.....	31	2837.....	38	3654.....	20	5132.....	55, 124
2659.....	31	2838.....	38	3655.....	21	5136.....	55, 124
2661.....	31	2839.....	38	3656.....	21	5140.....	55, 124
2662.....	32	2840.....	74	3657.....	21	5300.....	65, 84
2665.....	32	2841.....	70	3660.....	21	5301.....	56
2668.....	32	2842.....	74	3671.....	77	5302.....	56
2669.....	33	2843.....	74	3674.....	22	5303.....	64, 83, 84
2670.....	33	2845.....	38	3675.....	22	5304.....	56, 83, 84
2672.....	33	2847.....	75	3677.....	23	5305.....	63, 64
2678.....	34	2848.....	39	3678.....	23	5306.....	64, 83, 84
2679.....	34	2849.....	74	3680.....	23	5310.....	65, 84
2690.....	28	2850.....	79	3682.....	23	5313.....	65, 84
2691.....	29	2851.....	39	3690.....	24	5501.....	57
2692.....	30	2852.....	39	3691.....	24	5502.....	57, 129
2693.....	30	2855.....	40	3841.....	70	5503.....	57, 129
2695.....	80	2856.....	40	4050.....	45	5504.....	57, 129
2696.....	81	2858.....	40	4300.....	64, 83, 84	5505.....	57, 129
2698.....	35	2880.....	72	4301.....	64, 83, 84	5506.....	57, 129
2699.....	36	3300.....	64, 83, 84	4302.....	65, 83, 84	5507.....	57, 129
2700.....	42, 115	3301.....	14, 16, 17, 18, 26, 83, 84	4303.....	51	5508.....	57, 129
2701.....	40, 42, 115	3303.....	63, 64	4304.....	51, 83, 84	5509.....	57, 129
2702.....	42, 115	3305.....	64	4305.....	63, 64	5510.....	57, 131
2703.....	42	3325.....	16	4310.....	65, 83, 84	5524.....	64, 132
2704.....	40, 42, 115	3326.....	16	4313.....	65, 83, 84	5525.....	57, 129
2705.....	42, 115	3327.....	16	4405.....	64	5526.....	57, 129
2706.....	37, 42, 115	3328.....	17	4506.....	60	5527.....	57, 131
2707.....	42, 115	3329.....	17	4507.....	60	5528.....	57, 131
2708.....	37, 42, 115	3330.....	17	4626.....	46	5529.....	57, 131
2710.....	37, 42, 115	3342.....	18	4667.....	75	5530.....	57, 132
2712.....	42, 115	3358.....	18	4680.....	46	5531.....	64, 132
2713.....	42	3359.....	18	4681.....	46	5532.....	57, 131
2724.....	37	3360.....	19	4682.....	46	5533.....	57, 129
2748.....	60	3361.....	19	4683.....	47	5534.....	57, 129
2749.....	60	3500.....	65	4684.....	47	5535.....	57, 129
2800.....	38, 41, 42, 113	3503.....	18, 19, 65, 83, 84	4685.....	47	5536.....	57, 129
2801.....	41, 71, 114	3504.....	65	4686.....	47	5537.....	57, 129
2802.....	38, 41, 42, 113	3505.....	65, 83, 84	4687.....	48	5568.....	57, 129
2803.....	38, 41, 42, 113	3510.....	65, 83, 84	4695.....	48	5572.....	57, 129
2806.....	38, 41, 42, 113	3515.....	65, 83, 84	4696.....	48	5576.....	57, 129
2819.....	36	3646.....	58	5100.....	55, 124	5580.....	57, 129
2820.....	36	3647.....	58	5104.....	55, 124	5584.....	57, 129
2826.....	37	3648.....	58	5108.....	55, 124	5588.....	57, 129
2827.....	37	3649.....	58	5112.....	55, 124	5596.....	57, 129
2830.....	38, 41, 42, 113	3650.....	19	5116.....	55, 124	5600.....	57, 129
2832.....	38, 41, 42, 113	3651.....	20	5120.....	55, 124	5606.....	60

<b>Model #</b>	<b>Page</b>	<b>Model #</b>	<b>Page</b>	<b>Model #</b>	<b>Page</b>	<b>Model #</b>	<b>Page</b>
5607.....	60	10606.....	75	26495.....	59, 60, 62, 112	36476.....	58, 62, 96
5608.....	65, 132	10607.....	75	26496.....	59, 60, 62, 112	36477.....	58, 62, 96
5615.....	65, 132	10608.....	75	26497.....	59, 60, 62, 112	36478.....	62, 96
5626.....	52	10609.....	75	26498.....	62, 112	36479.....	62, 96
5681.....	52	10610.....	75	26499.....	59, 62, 112	36481.....	58, 62, 96
5685.....	52	10611.....	75	26701.....	33, 35, 36, 43, 106	36482.....	58, 62, 96
5688.....	52	10612.....	75	26702.....	33, 35, 36, 43, 106	36483.....	58, 62, 96
5692.....	53	10613.....	75	26703.....	33, 35, 36, 43, 106	36484.....	58, 62, 96
5693.....	53	10614.....	75	26704.....	33, 35, 36, 43, 106	36485.....	58, 62, 96
5699.....	54	10615.....	75	26705.....	33, 35, 36, 43, 106	36486.....	62, 96
6332.....	64, 83, 84	10616.....	75	26706.....	33, 35, 36, 43, 106	36487.....	58, 62, 96
8844.....	79	10617.....	75	26707.....	33, 35, 36, 43, 106	36488.....	58, 62, 96
8844 5/8.....	79	10618.....	75	26708.....	33, 35, 36, 43, 106	36489.....	62, 96
8844 3/4.....	79	10619.....	75	26709.....	33, 35, 36, 43, 106	36801.....	16, 23, 24, 91
8844 13/16.....	79	10620.....	75	28401.....	42, 74	36802.....	16, 23, 24, 91
8844 9/16.....	79	10621.....	75	28402.....	42, 74	36803.....	16, 23, 24, 91
10000.....	76	10622.....	75	28403.....	42, 74	36804.....	16, 23, 24, 91
10001.....	76	10623.....	75	28404.....	42, 74	36805.....	16, 23, 24, 91
10002.....	76	10624.....	75	28405.....	42, 74	36806.....	16, 23, 24, 91
10003.....	78	10625.....	75	28406.....	42, 74	36807.....	16, 23, 24, 91
10004.....	67	10626.....	75	28407.....	42, 74	36808.....	16, 23, 24, 91
10005.....	77	10627.....	75	28408.....	42, 74	36809.....	16, 23, 24, 91
10006.....	76	10628.....	75	28409.....	42, 74	45061.....	61, 62, 122
10007.....	67	10629.....	75	28471.....	75	45062.....	61, 62, 122
10008.....	79	10630.....	75	28472.....	75	45063.....	61, 62, 122
10009.....	77	10631.....	75	28473.....	75	45064.....	61, 62, 122
10010.....	78	10632.....	75	28474.....	75	45065.....	61, 62, 122
10011.....	78	10633.....	75	28475.....	75	53517.....	52, 56, 129
10200.....	70	10636.....	68	28476.....	75	53820.....	52, 56, 129
10202.....	71	22610.....	72	28477.....	75	54121.....	52, 56, 129
10203.....	67	23014.....	72	28492.....	43, 74, 111	56061.....	61, 62
10204.....	69	24100.....	72, 115	28494.....	43, 74, 111	56062.....	61, 62
10205.....	68	24120.....	72, 115	28496.....	43, 74, 111	56063.....	61, 62
10206.....	68	24140.....	72, 115	28498.....	43, 74, 111	56064.....	61, 62
10207.....	68	26481.....	59, 60, 62, 112	28501.....	79	56065.....	61, 62
10208.....	71	26482.....	59, 60, 62, 112	28502.....	79	56066.....	61, 62
10209.....	69	26483.....	59, 60, 62, 112	28503.....	79	264810.....	62, 112
10210.....	69	26484.....	59, 60, 62, 112	28504.....	79	264811.....	59, 60, 52
10212.....	67	26485.....	59, 60, 62, 112	28505.....	79	264910.....	59, 60, 62, 112
10213.....	69	26486.....	59, 60, 62, 112	28506.....	79	264911.....	62, 112
10214.....	69	26487.....	59, 60, 62, 112	28507.....	79	264912.....	59, 60, 62, 112
10600.....	75	26488.....	59, 60, 62, 112	36460.....	58	264913.....	59, 60, 62, 112
10601.....	75	26489.....	59, 60, 62, 112	36471.....	58, 62, 96	264914.....	62
10602.....	75	26491.....	59, 60, 62, 112	36472.....	58, 62, 96	264915.....	62
10603.....	75	26492.....	59, 60, 62, 112	36473.....	58, 62, 96	267010.....	33, 35, 36, 43, 106
10604.....	75	26493.....	59, 60, 62, 112	36474.....	58, 62, 96	267011.....	33, 35, 36, 43, 106
10605.....	75	26494.....	62, 112	36475.....	58, 62, 96	267012.....	33, 35, 36, 43, 106

# PRODUCT INDEX

<b>Model #</b>	<b>Page</b>	<b>Model #</b>	<b>Page</b>	<b>Model #</b>	<b>Page</b>	<b>Model #</b>	<b>Page</b>
267013.....	33, 35, 36, 43, 106	364603.....	58	368216.....	17, 23, 25, 92	211MMG .....	44
267014.....	33, 35, 36, 43, 106	364604.....	58	368217.....	17, 23, 25, 92	211MXD .....	44, 103
267015.....	33, 35, 36, 43, 106	364605.....	58	368218.....	17, 23, 25, 92	211MZUD.....	32, 44, 110
267210.....	33, 37, 44, 106	364606.....	58	368219.....	17, 23, 25, 92	211UM .....	44, 107
267211.....	33, 37, 44, 106	364607.....	58	450714.....	61, 62, 122	211UMD.....	31, 44, 108
267212.....	33, 37, 44, 106	364608.....	58	450717.....	61, 62, 122	211ZM .....	34, 36, 37, 44, 105
267213.....	33, 37, 44, 106	364609.....	58	450719.....	61, 62, 122	211ZUM .....	40, 44, 109
267214.....	33, 37, 44, 106	364610.....	58	450722.....	61, 62, 122	211ZUMDL .....	42, 80, 82
267215.....	33, 37, 44, 106	364611.....	58	450724.....	61, 62, 122	212D .....	27, 43, 100
267216.....	33, 37, 44, 106	364612.....	58	560714.....	61, 62	212M .....	28, 29, 33, 44, 99
267217.....	33, 37, 44, 106	364614.....	58	560717.....	61, 62	212MD...28, 30, 33, 40, 44, 101	
267218.....	33, 37, 44, 106	364617.....	58	560719.....	61, 62	212MG.....	43
267219.....	33, 37, 44, 106	364619.....	58	560722.....	61, 62	212MMG .....	44
267220.....	33, 37, 44, 106	364810.....	62, 96	560724.....	61, 62	212MXD .....	44, 103
267221.....	33, 37, 44, 106	364811.....	62, 96	560727.....	61, 67	212MZB .....	81
267222.....	33, 37, 44, 106	365802.....	59, 62, 97	1820S .....	13	212MZUD.....	32, 44, 110
267223.....	33, 37, 44, 106	365804.....	59, 62, 97	1820S1 .....	13, 14, 88	212QD .....	40, 43, 111
267224.....	33, 37, 44, 106	365806.....	59, 62, 97	1820S2 .....	13, 14, 88	212U .....	43, 107
274806.....	60, 62, 113	365808.....	59, 62, 97	1820S3 .....	13, 14, 88	212UD .....	31, 43, 107
274808.....	60, 62, 113	365810.....	59, 62, 97	1820S4 .....	13, 14, 88	212UM .....	32, 44, 107
274810.....	60, 62, 113	365812.....	59, 62, 97	1820S5 .....	13, 14, 88	212UMD.....	43, 102
274812.....	60, 62, 113	365814.....	59, 62, 97	1820S6 .....	13, 14, 88	212UZ.....	40, 43, 108
274814.....	60, 62, 113	365904.....	59, 62, 97	208M .....	44, 99	212XD .....	43, 102
274816.....	60, 62, 113	365905.....	59, 62, 97	208MD .....	44, 101	212Z .....	35, 36, 43, 104
274818.....	60, 62, 113	365906.....	59, 62, 97	208MXD .....	44, 103	212ZM .....	34, 36, 37, 44, 105
274820.....	60, 62, 113	365907.....	59, 62, 97	208ZUMDL .....	42, 80, 82	212ZUD .....	31, 43, 109
274906.....	60, 62, 113	365908.....	59, 62, 97	209M .....	33, 44, 99	212ZUDL.....	42, 81, 82
274907.....	60, 62, 113	365910.....	59, 62, 97	209MD.....	33, 44, 101	212ZUM .....	40, 44, 109
274908.....	60, 62, 113	365912.....	59, 62, 97	209MXD.....	44, 103	212ZUMDL .....	42, 80, 82
274910.....	60, 62, 113	367124.....	77	209ZM .....	36, 44, 105	213M .....	28, 29, 33, 44, 99
274912.....	60, 62, 113	367127.....	77	209ZMD .....	44, 106	213MD...28, 30, 33, 40, 44, 101	
274914.....	60, 62, 113	367129.....	77	210D .....	43, 100	213MMG .....	44
274915.....	62, 113	367132.....	77	210M .....	28, 29, 33, 44, 99	213MXD.....	39, 44, 103
274917.....	60, 62, 113	367135.....	77	210MD...28, 30, 33, 40, 44, 101		213MZUD.....	32, 44, 110
274918.....	62, 113	367138.....	77	210MMG .....	44	213UM .....	31, 32, 44, 107
274919.....	60, 62, 113	368010.....	16, 23, 24, 91	210MXD .....	44, 103	213UMD.....	31, 44, 108
284317.....	74	368011.....	16, 23, 24, 91	210MZB .....	81	213ZM .....	36, 37, 44, 105
284319.....	74	368012.....	16, 23, 24, 91	210MZUD.....	32, 44, 110	213ZUM .....	40, 44, 109
284321.....	74	368207.....	23, 25, 92	210UM.....	44, 107	213ZUMDL .....	42, 80, 82
284910.....	43, 74, 111	368208.....	17, 23, 25, 92	210UMD.....	31, 44, 108	214D .....	27, 29, 40, 43, 100
284912.....	43, 74, 111	368209.....	17, 23, 25, 92	210XD .....	43, 102	214FP .....	70
284915.....	44	368210.....	17, 23, 25, 92	210ZM .....	34, 36, 347, 44, 105	214M .....	28, 29, 33, 44, 99
284917.....	44, 74, 111	368211.....	17, 23, 25, 92	210ZUDL.....	42, 81, 82	214MD...28, 30, 33, 40, 44, 101	
284919.....	44, 74, 111	368212.....	17, 23, 25, 92	210ZUM .....	40, 44, 109	214MG.....	43
284921.....	44, 74, 111	368213.....	17, 23, 25, 92	210ZUMDL .....	42, 80, 82	214MMG .....	44
364601.....	58	368214.....	17, 23, 25, 92	211M .....	28, 29, 33, 44, 99	214MXD.....	39, 44, 103
364602.....	58	368215.....	17, 23, 25, 92	211MD...28, 30, 33, 40, 44, 101		214MZB .....	81

<b>Model #</b>	<b>Page</b>	<b>Model #</b>	<b>Page</b>	<b>Model #</b>	<b>Page</b>	<b>Model #</b>	<b>Page</b>
214MZUD.....	32, 44, 110	21755M.....	72	220M.....	28, 33, 44, 99	222ZUM.....	40, 44, 109
214P.....	70	21780M.....	72	220MD.....	28, 33, 44, 101	223M.....	28, 30, 33, 43, 99
214QD.....	40, 43, 111	217M.....	28, 29, 33, 44, 99	220MG.....	43	223MD.....	28, 33, 44, 101
214U.....	27, 29, 43, 107	217MD...28, 30, 33, 40, 44, 101		220MMG.....	44	223MXD.....	39, 44, 103
214UD.....	31, 43, 107	217MMG.....	44	220MXD.....	39, 44, 103	223MZUD.....	32, 44, 110
214UM.....	31, 32, 44, 107	217MXD.....	39, 44, 103	220MZUD.....	32, 44, 110	223UM.....	32, 44, 107
214UMD.....	31, 44, 108	217MZUD.....	32, 44, 110	220P.....	70	223UMD.....	44, 108
214UZ.....	40, 43, 108	217UM.....	31, 32, 44, 107	220QD.....	40, 43, 111	223ZM.....	36, 37, 44, 105
214XD.....	43, 102	217UMD.....	31, 44, 108	220U.....	247, 29, 30, 43, 107	223ZUM.....	40, 44, 109
214Z.....	34, 35, 36, 43, 104	217ZM.....	34, 36, 37, 44, 105	220UD.....	31, 43, 107	224D.....	27, 29, 40, 43, 100
214ZM.....	34, 36, 37, 44, 105	217ZUM.....	40, 44, 109	220UM.....	32, 44, 107	224M.....	28, 30, 33, 44, 99
214ZUD.....	31, 43, 109	217ZUMDL.....	42, 80, 82	220UMD.....	44, 108	224MD.....	28, 33, 44, 101
214ZUDL.....	42, 81, 82	218D.....	27, 29, 40, 43, 100	220UZ.....	40, 43, 108	224MG.....	43
214ZUM.....	40, 44, 109	218FP.....	70	220XD.....	39, 43, 102	224MXD.....	39, 44, 103
214ZUMDL.....	42, 80, 82	218M.....	28, 29, 33, 44, 99	220Z.....	34, 35, 36, 43, 104	224MZUD.....	32, 44, 110
215M.....	28, 29, 33, 44, 99	218MD...28, 30, 33, 40, 44, 101		220ZM.....	36, 37, 44, 105	224QD.....	40, 43, 111
215MD...28, 30, 33, 40, 44, 101		218MG.....	43	220ZUD.....	31, 43, 109	224U.....	27, 29, 30, 43, 107
215MMG.....	44	218MMG.....	44	220ZUM.....	40, 44, 109	224UD.....	31, 43, 107
215MXD.....	39, 44, 103	218MXD.....	39, 44, 105	22180M.....	72	224UM.....	32, 44, 107
215MZUD.....	32, 44, 110	218MZUD.....	32, 44, 110	221M.....	28, 29, 33, 44, 99	224UMD.....	44, 108
215UM.....	31, 32, 44, 107	218P.....	70	221MD...28, 30, 33, 40, 44, 101		224UZ.....	40, 43, 108
215UMD.....	31, 44, 108	218QD.....	40, 43, 111	221MMG.....	44	224XD.....	39, 43, 102
215ZM.....	34, 36, 37, 44, 105	218U.....	27, 29, 30, 43, 107	221MXD.....	39, 44, 103	224Z.....	34, 35, 36, 43, 104
215ZUM.....	40, 44, 109	218UD.....	31, 43, 107	221MZUD.....	32, 44, 110	224ZM.....	34, 36, 37, 44, 105
215ZUMDL.....	42, 80, 82	218UM.....	31, 32, 44, 107	221UM.....	32, 44, 107	224ZUD.....	31, 43, 109
216D.....	27, 29, 40, 43, 100	218UMD.....	31, 44, 108	221UMD.....	44, 108	224ZUDL.....	42, 81, 82
216FP.....	70	218UZ.....	40, 43, 108	221ZM.....	34, 36, 347, 44, 105	224ZUM.....	40, 44, 109
216M.....	28, 29, 33, 44, 99	218XD.....	39, 43, 102	221ZUM.....	40, 44, 109	225M.....	28, 30, 44, 99
216MD...28, 30, 33, 40, 44, 101		218Z.....	34, 35, 36, 43, 104	22212M.....	72	225MD.....	28, 44, 101
216MG.....	43	218ZM.....	34, 36, 37, 44, 105	22214M.....	72	225MXD.....	44, 103
216MMG.....	44	218ZUD.....	31, 43, 109	222D.....	27, 29, 40, 43, 100	225ZM.....	37, 44, 105
216MXD.....	39, 44, 103	218ZUDL.....	42, 81, 82	222M.....	28, 29, 33, 44, 99	225ZMD.....	37, 44
216MZUD.....	32, 44, 110	218ZUM.....	40, 44, 109	222MD...28, 30, 33, 40, 44, 101		2265PT.....	80
216P.....	70	21910M.....	72	222MG.....	43	226D.....	27, 29, 40, 43, 100
216QD.....	40, 43, 111	21965M.....	72	222MXD.....	39, 44, 103	226M.....	28, 29, 30, 33, 44, 99
216U.....	27, 29, 30, 43, 107	21980M.....	72	222MZUD.....	32, 44, 110	226MD...28, 30, 33, 40, 44, 101	
216UD.....	31, 43, 107	219M.....	28, 29, 33, 44, 99	222QD.....	40, 43, 111	226MG.....	43
216UM.....	31, 32, 44, 107	219MD...28, 30, 33, 40, 44, 101		222U.....	27, 29, 30, 43, 107	226MXD.....	39, 44, 103
216UMD.....	31, 44, 108	219MMG.....	44	222UD.....	31, 43, 107	226QD.....	40, 43, 111
216UZ.....	40, 43, 108	219MXD.....	39, 44, 103	222UM.....	32, 44, 107	226U.....	27, 29, 30, 43, 107
216XD.....	39, 43, 102	219MZUD.....	32, 44, 110	222UMD.....	44, 108	226UD.....	31, 43, 107
216Z.....	34, 35, 36, 43, 104	219UM.....	31, 32, 44, 107	222UZ.....	40, 43, 108	226UZ.....	40, 43, 108
216ZM.....	34, 36, 37, 44, 105	219UMD.....	31, 44, 108	222XD.....	39, 43, 102	226XD.....	39, 43, 102
216ZUD.....	31, 43, 109	219ZM.....	34, 36, 37, 44, 105	222Z.....	34, 35, 36, 43, 104	226Z.....	34, 35, 36, 43, 104
216ZUDL.....	42, 81, 82	219ZUM.....	40, 44, 109	222ZM.....	34, 36, 37, 44, 105	226ZM.....	36, 37, 44, 105
216ZUM.....	40, 44, 109	220D.....	27, 29, 40, 43, 100	222ZUD.....	31, 43, 109	226ZMD.....	37, 44
216ZUMDL.....	42, 80, 82	220FP.....	70	222ZUDL.....	42, 81, 82	226ZUD.....	31, 43, 109

# PRODUCT INDEX

<b>Model #</b>	<b>Page</b>	<b>Model #</b>	<b>Page</b>	<b>Model #</b>	<b>Page</b>	<b>Model #</b>	<b>Page</b>
227M.....	28, 29, 30, 33, 44, 99	232MXD.....	39, 44, 103	238UZ.....	40, 43, 108	2690S4.....	34, 41, 111
227MD....	28, 30, 33, 40, 44, 101	232QD.....	40, 43, 111	238XD.....	42, 102	2690S5.....	34, 41, 111
227MXD.....	39, 44, 103	232U.....	27, 43	238Z.....	34, 35, 36, 43, 104	2690S6.....	34, 41, 111
227ZM.....	36, 27, 44, 105	232UZ.....	40, 43, 108	238ZUD.....	31, 43, 109	2690S7.....	34, 41, 111
227ZMD.....	37, 44	232XD.....	39, 43, 102	239MZDT.....	80	2690S8.....	34, 41, 111
228D.....	27, 29, 40, 43, 100	232Z.....	34, 35, 36, 43, 104	240D.....	27, 29, 40, 43, 100	2690SE.....	35
228M.....	28, 30, 44, 99	232ZM.....	37, 44, 105	240HDD.....	41, 114	2690SE1.....	35, 41, 112
228MD.....	28, 44, 101	232ZMD.....	37, 44	240U.....	27, 43	2690SE2.....	35, 41, 112
228MG.....	43	232ZUD.....	31, 43, 109	240UZ.....	40, 43, 108	2690SE3.....	35, 41, 112
228MXD.....	39, 44, 103	233M.....	28, 44, 99	240XD.....	39, 43, 102	2690SE4.....	35, 41, 112
228QD.....	40, 43, 111	233MD.....	28, 44, 101	240Z.....	34, 35, 36, 43, 104	2690SE5.....	35, 41, 112
228U.....	27, 29, 30, 43, 107	233MXD.....	39, 44, 103	240ZUD.....	31, 43, 109	2690SE6.....	35, 41, 112
228UD.....	31, 43, 107	233ZM.....	37, 44, 105	242D.....	27, 29, 43, 100	2690SE7.....	35, 41, 112
228UZ.....	40, 43, 108	233ZMD.....	37, 44	242XD.....	39, 43, 102	2690SE8.....	35, 41, 112
228XD.....	39, 43, 102	234D.....	27, 40, 43, 100	242Z.....	35, 36, 43, 104	2690SE9.....	35, 41, 112
228Z.....	34, 35, 36, 43, 104	234M.....	28, 29, 30, 44, 99	242ZD.....	35, 36, 43, 106	270D.....	29, 43, 100
228ZM.....	37, 44, 105	234MD.....	28, 44, 101	244D.....	27, 29, 100	272D.....	29, 43, 100
228ZMD.....	37, 44	234MXD.....	39, 44, 103	244XD.....	43, 102	2800ZD.....	37, 38, 42
228ZUD.....	31, 43, 109	234QD.....	40, 43, 111	244Z.....	35, 43, 104	2801ZD.....	37, 42
229M.....	28, 30, 44, 99	234U.....	27, 43	244ZD.....	35, 36, 43, 106	2802ZD.....	37, 38, 42
229MD.....	28, 44, 101	234UZ.....	40, 43, 108	246D.....	27, 29, 43, 100	2803ZD.....	37, 42
229MXD.....	39, 44, 103	234XD.....	39, 43, 102	246XD.....	43, 102	2804ZD.....	37, 38, 42
229ZM.....	37, 44, 105	234Z.....	34, 35, 36, 43, 104	246Z.....	35, 36, 43, 104	2805ZD.....	37, 42
229ZMD.....	37, 44	234ZM.....	37, 44, 105	246ZD.....	34, 36, 43, 100	2806ZD.....	37, 38, 42
230D.....	27, 29, 40, 43, 100	234ZMD.....	37, 44	248D.....	27, 29, 43, 100	2807ZD.....	37, 42
230M.....	28, 30, 33, 44, 99	234ZUD.....	31, 43, 109	248XD.....	43, 102	284LN.....	71
230MD.....	28, 23, 44, 101	235M.....	28, 44	248Z.....	35, 36, 43, 104	3045E.....	96
230MG.....	43	235MD.....	28, 44	248ZD.....	35, 36, 43, 106	304PC.....	70
230MXD.....	39, 44, 103	235MXD.....	44, 103	2503W.....	65	304SE.....	26
230QD.....	40, 43, 111	235ZM.....	37, 44, 105	2505W.....	65	307M.....	18, 25, 89
230U.....	27, 29, 43, 107	235ZMD.....	37, 44	250D.....	29, 43, 100	307MD.....	18, 25, 90
230UD.....	31, 43, 107	236D.....	27, 29, 40, 43, 100	2510W.....	65	307MMG.....	25, 95
230UZ.....	40, 43, 108	236M.....	28, 30, 44, 99	2515W.....	65	307MZ.....	22, 25, 91
230XD.....	39, 43, 102	236MD.....	28, 44, 101	252D.....	29, 43, 100	307MZUD.....	23, 91
230Z.....	34, 35, 36, 43, 104	236MXD.....	44, 103	2536T.....	65, 114	307ZUM.....	24, 25, 94
230ZM.....	36, 37, 44, 105	236QD.....	40, 43, 111	254D.....	29, 43, 100	308EPC.....	70
230ZMD.....	37, 44	236U.....	27, 43, 107	256D.....	29, 43, 100	308M.....	18, 25, 89
230ZUD.....	31, 43, 109	236UZ.....	40, 43, 108	258D.....	29, 43, 100	308MD.....	18, 19, 25, 90
231M.....	30, 44, 99	236XD.....	39, 43, 102	260D.....	29, 43, 100	308MG.....	24, 95
231MD.....	44, 101	236Z.....	34, 35, 36, 43, 104	262D.....	29, 43, 100	308MMG.....	25, 95
231MXD.....	39, 44, 103	236ZM.....	37, 44, 105	264D.....	29, 43, 100	308MRD.....	17
231ZM.....	44, 105	236ZMD.....	37, 44	266D.....	29, 43, 100	308MZ.....	17, 22, 25, 91
231ZMD.....	44	236ZUD.....	31, 43, 109	268D.....	29, 43, 100	308MZUD.....	23, 91
232D.....	27, 29, 40, 43, 100	237MXD.....	44, 103	2690S.....	34	308PC.....	70
232M.....	28, 30, 44, 49	238D.....	27, 43, 100	2690S1.....	34, 41, 111	308ZUM.....	24, 25, 94
232MD.....	28, 44, 101	238MXD.....	44, 103	2690S2.....	34, 41, 111	309EPC.....	70
232MG.....	43	238U.....	27, 43	2690S3.....	34, 41, 111	309M.....	18, 20, 25, 89



<b>Model #</b>	<b>Page</b>	<b>Model #</b>	<b>Page</b>	<b>Model #</b>	<b>Page</b>	<b>Model #</b>	<b>Page</b>
309MD	18, 19, 20, 25, 90	312RD	16	316MG	24, 95	319UMD	21, 25, 93
309MMG	25, 95	312U	20, 24, 92	316MMG	25, 95	319ZUM	24, 25, 94
309MRD	17	312UD	21, 24, 93	316MRD	17	3206M	92
309MZ	17, 22, 25, 91	312UM	21, 25, 92	316MZ	17, 22, 25, 91	320D	16, 18, 19, 20, 24, 90
309MZUD	23, 94	312UMD	21, 25, 93	316MZUD	23, 94	320M	25, 89
309PC	70	312UZ	24, 93	316RD	16	320MD	25, 90
309ZUM	24, 25, 94	312Z	16, 22, 24, 90	316U	20, 24, 92	320MG	24, 95
310D	16, 18, 19, 20, 24, 90	312ZUD	23, 24, 94	316UD	21, 24, 93	320RD	16
310EPC	70	312ZUM	24, 25, 94	316UM	21, 25, 92	320U	20, 24, 92
310M	18, 20, 25, 89	313M	18, 20, 25, 89	316UMD	21, 25, 93	320UD	21, 24, 93
310MD	18, 19, 20, 25, 90	313MD	18, 19, 20, 25, 90	316UZ	24, 93	320UM	25, 92
310MG	24, 95	313MMG	25, 95	316Z	16, 22, 24, 90	320UMD	25, 93
310MMG	25, 95	313MRD	17	316ZUD	23, 24, 94	320UZ	24, 93
310MRD	17	313MZ	17, 22, 25, 91	316ZUM	24, 25, 94	320Z	16, 22, 24, 90
310MZ	17, 22, 25, 91	313MZUD	23, 94	317M	18, 20, 25, 89	320ZM	17, 91
310MZUD	23, 94	313UM	21, 25, 92	317MD	18, 19, 20, 25, 90	320ZUD	22, 94
310PC	70	313UMD	21, 25, 93	317MMG	25, 95	321M	25, 89
310RD	16	313ZUM	24, 25, 94	317MRD	17	321MD	19, 25, 90
310U	24, 92	314D	16, 18, 19, 20, 24, 90	317MZ	17, 22, 25, 91	321MRD	17
310UD	24, 93	314M	18, 20, 25, 89	317MZUD	23, 94	321UM	25, 92
310UM	21, 25, 92	314MD	18, 19, 20, 25, 90	317UM	21, 25, 92	321UMD	25, 93
310UMD	21, 25, 93	314MG	24, 95	317UMD	21, 25, 93	321ZM	17, 91
310UZ	24, 93	314MMG	24, 95	317ZUM	24, 25, 94	321ZMD	17, 25
310Z	16, 22, 24, 90	314MRD	17	318D	16, 18, 19, 20, 24, 90	322D	16, 18, 19, 20, 24, 90
310ZUD	23, 24, 94	314MZ	17, 22, 25, 91	318M	18, 25, 89	322M	25, 89
310ZUM	24, 25, 94	314MZUD	23, 94	318MD	18, 19, 25, 90	322MD	19, 25, 90
311EPC	70	314RD	16	318MG	24, 95	322MG	24, 95
311M	18, 20, 25, 89	314U	20, 24, 92	318MMG	25, 95	322MRD	17
311MD	18, 19, 25, 90	314UD	21, 24, 93	318MRD	17	322RD	16
311MMG	25, 95	314UM	24, 25, 92	318MZ	17, 22, 25, 91	322U	20, 24, 92
311MRD	17	314UMD	21, 25, 93	318MZUD	23, 94	322UD	21, 24, 93
311MZ	17, 22, 25, 91	314UZ	24, 93	318RD	16	322UM	25, 92
311MZUD	23, 94	314Z	16, 22, 24, 90	318U	20, 24, 92	322UMD	25, 93
311PC	70	314ZUD	23, 24, 94	318UD	21, 24, 94	322UZ	24, 93
311UM	21, 25, 92	314ZUM	24, 25, 94	318UM	21, 25, 92	322Z	16, 22, 90
311UMD	21, 25, 93	315M	18, 20, 25, 89	318UMD	21, 25, 93	322ZM	17, 91
311ZUM	24, 25, 94	315MD	18, 19, 20, 25, 90	318UZ	24, 93	322ZMD	17, 25
312D	16, 18, 19, 20, 24, 90	315MMG	25, 95	318Z	16, 22, 24, 90	322ZUD	23, 94
312EPC	70	315MRD	17	318ZUD	23, 24, 94	324D	16, 18, 19, 20, 24, 90
312M	18, 25, 89	315MZ	17, 22, 25, 91	318ZUM	24, 25, 94	324MG	24, 95
312MD	18, 19, 25, 90	315MZUD	23, 94	319M	18, 20, 25, 89	324RD	16
312MG	24, 95	315UM	21, 25, 92	319MD	18, 19, 20, 25, 90	324U	20, 24, 92
312MMG	25, 95	315UMD	21, 25, 93	319MMG	25, 95	324UD	21, 24, 93
312MRD	17	315ZUM	24, 25, 94	319MRD	17	324UZ	24, 93
312MZ	17, 22, 25, 91	316D	16, 18, 19, 20, 24, 90	319MZ	17, 22, 25, 91	324Z	16, 22, 24, 90
312MZUD	23, 94	316M	18, 25, 89	319MZUD	23, 94	324ZUD	23, 94
312PC	70	316MD	18, 19, 25, 90	319UM	21, 25, 92	326D	16, 19, 24, 90

# PRODUCT INDEX

<b>Model #</b>	<b>Page</b>	<b>Model #</b>	<b>Page</b>	<b>Model #</b>	<b>Page</b>	<b>Model #</b>	<b>Page</b>
326RD	16	3670SE9	22, 26, 96	426MD	47, 51, 119	436D	46, 47, 48, 50, 118
326U	24, 92	4011M	45	426MZT	51, 120	436DT	49, 119
326UD	24, 93	4050M	45	426S	45, 46, 49, 121	436M	47, 51, 117
326UZ	24, 93	4070M	45	426XL	49, 121	436MD	45, 47, 51, 119
326Z	16, 22, 24, 90	4121C	45, 49, 122	426ZT	48, 50, 120	436MZT	51, 120
326ZUD	23, 94	412MH	62, 122	427M	45, 47, 51	436XL	49, 121
328D	16, 19, 24, 90	415MZT	51, 120	427MD	45, 47, 51, 119	436ZT	48, 50, 120
328RD	16	416D	50, 118	427MZT	51, 120	438D	48, 50, 118
328U	24, 92	416H	62	428D	48, 50, 118	438M	47, 51, 117
328UD	24, 93	416MZT	51, 120	428M	47, 51, 117	438MD	45, 47, 51, 119
328UZ	24, 93	417MSS	45, 49, 121	428MD	47, 51, 119	438MZT	51, 120
328Z	16, 22, 24, 90	417MZT	51, 120	428MZT	51, 120	438ZT	48, 50, 120
328ZUD	23, 94	418D	50, 118	428ZT	48, 50, 120	439MD	47, 51
330D	16, 19, 24, 90	418MZT	51, 120	429M	47, 51, 117	440D	45, 47, 48, 50, 118
330RD	16	419M	51, 117	429MD	47, 51, 119	440DT	49, 119
330UZ	24, 93	419MD	51, 119	429MZT	51, 120	440M	47, 51, 117
330Z	16, 22, 24, 90	419MS	49, 121	430D	48, 50, 118	440MD	47, 51, 119
330ZUD	23, 94	419MZT	51, 120	430M	45, 47, 51, 117	440MZT	51, 120
332D	16, 19, 24, 90	420D	50, 118	430MD	45, 47, 51, 119	440XL	49, 121
332RD	16	420M	51, 117	430MZT	51, 120	440ZT	48, 50, 120
332UZ	24, 93	420MD	51, 119	430S	49, 121	441M	47, 51, 117
332Z	16, 22, 24, 90	420MS	45, 49, 121	430ZT	48, 50, 120	441MD	45, 47, 51, 119
332ZUD	23, 94	420MZT	51, 120	4315TE	73	442D	46, 47, 48, 50, 118
3360DD	18, 65	420ZT	48, 50, 120	431M	51, 117	442M	47, 51, 117
3503W	65	421M	51, 117	431MD	47, 51	442MD	47, 51, 119
3505W	65	421MD	51, 119	4320TE	73	443M	47, 51, 117
3510W	65	421MSS	45, 49, 121	4325TE	73	443MD	47, 51, 119
3515W	65	421MZT	51, 120	432D	46, 47, 48, 50, 118	444D	46, 47, 48, 50, 118
3670S	22	422D	50, 118	432M	47, 51, 117	444M	47, 51, 117
3670S1	22, 25, 95	422M	51, 117	432MD	45, 47, 51, 119	444MD	47, 51, 119
3670S2	22, 25, 95	422MD	51, 119	432MZT	51, 120	444ZT	48, 50, 120
3670S3	22, 25, 95	422MZT	51, 120	432ZT	48, 50, 120	445M	47, 51, 117
3670S4	22, 25, 95	422ZT	48, 50, 120	4330TE	73	446D	46, 47, 48, 50, 118
3670S5	13, 22, 25, 95	423M	51, 117	433M	47, 51, 117	446M	47, 51, 117
3670S6	13, 22, 25, 95	423MD	51, 119	433MD	45, 47, 51, 119	446MD	51, 119
3670S7	13, 22, 25, 95	423MZT	51, 120	433MXL	49, 121	447M	51, 117
3670S8	13, 22, 25, 95	424D	48, 50, 118	433MZT	51, 120	447MD	51, 119
3670S9	13, 22, 25, 95	424M	51, 117	434D	46, 47, 48, 50, 118	448D	45, 47, 48, 50, 118
3670SE	22	424MD	51, 119	434DT	49, 119	448DH	49, 122
3670SE1	22, 26, 96	424MZT	51, 120	434M	51, 117	448LD	49, 122
3670SE2	22, 26, 96	424ZT	48, 50, 120	434MD	51, 119	448M	51, 117
3670SE3	22, 26, 96	425M	51, 117	434XL	49, 121	448MD	51, 119
3670SE4	22, 26, 96	425MD	51, 119	434ZT	48, 50, 120	448XL	49, 121
3670SE5	22, 26, 96	425MZT	51, 120	43517B	46, 49, 122	448ZT	48, 50, 120
3670SE6	22, 26, 96	426D	48, 50, 118	435M	47, 51, 117	449M	51, 117
3670SE7	22, 26, 96	426HDS	49, 121	435MD	45, 47, 51, 119	449MD	51, 119
3670SE8	22, 26, 96	426M	47, 51, 117	435MZT	51, 120	450D	47, 48, 50, 118

<b>Model #</b>	<b>Page</b>	<b>Model #</b>	<b>Page</b>	<b>Model #</b>	<b>Page</b>	<b>Model #</b>	<b>Page</b>
450M	51, 117	494D	50, 118	530S	54, 55, 128	5500S	57, 129, 131
450MD	51, 119	496D	50, 118	5315TE	73	550D	53, 55, 126
452D	47, 48, 50, 118	5100D	55, 126	5320TE	73	550M	56, 125
452M	51, 117	5104D	55, 126	5325TE	73	550MD	56, 127
452MD	51, 119	5108D	55, 126	532D	52, 53, 54, 55, 126	5517MSS	132
452ZT	48, 50, 120	5112D	55, 126	532M	56, 125	5521MSS	132
454D	47, 48, 50, 118	5116D	55, 126	532MD	56, 127	5522M	57, 130
454M	51, 117	5120D	55, 126	5330TE	73	5524M	57, 130
455M	51, 117	5124D	55, 126	5335TE	73	5525M	57, 130
455MD	51, 119	5128D	55, 126	533M	52, 56, 125	5527M	57, 130
456D	47, 48, 50, 118	5132D	55, 126	533MD	52, 54, 56, 127	5529M	57, 130
456M	51, 117	5136D	55, 126	533MEL	56, 128	552D	53, 55, 126
456ZT	48, 50, 120	5140D	55, 126	533TS	73	552M	56, 125
458D	47, 48, 50, 118	5153DD	40	5340TE	73	5530M	57, 130
460D	47, 48, 50, 118	517MS	128	5345TE	73	5532HDS	57, 131
460M	51, 117	517MSS	54, 56, 57	534D	52, 53, 55, 126	5532M	57, 130
460MD	51, 119	519M	56, 125	534DT	52, 54, 55, 127	5533M	57, 130
460ZT	48, 50, 120	519MD	56, 127	535M	56, 125	5533MD	57
462D	47, 48, 50, 118	519MS	56, 128	535MD	54, 56, 127	5535M	57, 130
463M	51	520MS	56, 128	536D	52, 53, 55, 126	5535MDT	57, 131
463M	51, 117	521M	56, 125	536DT	52, 54, 55, 127	5536MD	57
464AN	75, 123	521MD	56, 127	536M	56, 125	5538M	57, 130
464D	47, 48, 50, 118	521MS	128	536MD	54, 56, 127	5540M	57, 130
465M	51, 117	521MSS	54, 56, 57	538D	52, 53, 54, 55, 126	5541M	57, 130
465M	51, 117	522M	56, 125	538M	56, 125	5541MDT	57, 127, 131
465MD	51, 119	522MD	56, 127	538MD	56, 127	5542DT	131
466D	48, 50, 118	523M	56, 125	540D	52, 53, 55, 126	5546M	57, 130
468AN	75, 123	523MD	56	540DT	52, 54, 55, 127	5548CDS	130
468D	48, 50	524D	53, 55, 126	540EL	55, 128	5548D	57, 130
470D	48, 50	524M	56, 125	540M	56, 125	5548DT	57, 131
472AN	75, 123	524MD	56, 127	540MD	56, 127	5548XDH	57, 130
472D	48, 50	525M	56, 125	540TS	73	554D	53, 55, 126
474D	48, 50	525MD	56, 127	541M	56, 125	554M	56, 125
476AN	75, 123	526D	53, 55, 126	541MD	54, 56, 127	554MD	56, 127
476D	48, 50, 118	526HDS	128	541MDT	56	5552D	57, 130
478D	48, 50	526M	56, 125	542D	53, 55, 126	5556D	56, 130
480AN	75, 123	526MD	56, 127	542DT	55, 57, 127	555M	56, 125
480D	48, 50, 118	526S	52, 54, 128	542M	56, 125	555MD	56, 127
4826C	46, 49, 122	527M	56, 125	542MD	56, 127	556D	53, 55, 126
482D	50, 118	527MD	54, 56, 127	544D	53, 55, 126	556M	56, 125
484AN	75, 123	528D	52, 53, 55, 126	546D	53, 55, 126	556MD	56, 127
484D	50, 118	528M	56, 125	546M	56, 125	556XD	55, 128
486D	50, 118	529M	56, 125	546MD	56, 127	558D	53, 55, 126
488AN	75, 123	529MD	56, 127	548CDS	52, 54, 55, 129	558M	56, 125
488D	50, 118	530D	52, 53, 55, 126	548D	52, 53, 55, 126	558MD	56, 127
490D	50, 118	530M	56, 125	548DT	55, 57, 127	560D	53, 54, 55, 126
492D	50, 118	530MD	56, 127	548TS	73	560M	56, 125

# PRODUCT INDEX

<b>Model #</b>	<b>Page</b>	<b>Model #</b>	<b>Page</b>	<b>Model #</b>	<b>Page</b>	<b>Model #</b>	<b>Page</b>
560MD	56, 127	805ZUMMG	13, 15	810MMG	12, 15, 86	816DMG	13, 15, 87
562D	53, 55, 126	806D	10, 12, 14, 15, 87	810U	11, 14, 88	816MG	12, 15, 85
564D	53, 55, 126	806DMG	13, 15, 87	810UM	11, 14, 15, 88	816U	11, 14, 88
565M	56	806M	10, 12, 14, 15, 85	810ZUMMG	13, 15, 87	818D	10, 12, 14, 15, 87
565MD	56, 127	806MD	11, 12, 14, 15, 86	811D	10, 12, 14, 15, 87	818DMG	13, 15, 87
566D	55, 126	806MDMG	13, 15, 86	811DMG	13, 15, 87	818MG	15, 85
566M	125	806MG	12, 15, 85	811M	10, 12, 14, 15, 85	818U	11, 14, 88
568D	55, 126	806MMG	12, 15, 86	811MD	11, 12, 14, 15, 86		
5690A	54	806U	15, 88	811MDMG	13, 15, 86		
5697M	54	806UM	11, 14, 15, 88	811MG	12, 15, 85		
570D	55, 126	806ZUMMG	13, 15, 87	811MMG	12, 15, 86		
570M	56, 125	807D	10, 12, 14, 15, 87	811U	15, 88		
570MD	56, 127	807DMG	13, 15, 87	811UM	11, 14, 15, 88		
572D	55, 126	807M	10, 12, 14, 15, 85	811ZUMMG	13, 15, 87		
574D	55, 126	807MD	11, 12, 14, 15, 86	812D	10, 12, 14, 15, 87		
576D	55, 126	807MDMG	13, 15, 86	812DMG	13, 15, 87		
578D	55, 126	807MG	12, 15, 85	812M	10, 12, 14, 15, 85		
580D	55, 126	807MMG	12, 15, 86	812MD	11, 12, 14, 15, 86		
5826C	52, 55, 129	807U	15, 88	812MDMG	13, 15, 86		
582D	55, 126	807UM	11, 14, 15, 88	812MG	12, 15, 85		
584D	55, 126	807ZUMMG	13, 15, 87	812MMG	12, 15, 86		
586D	55, 126	808D	10, 12, 14, 15, 87	812U	11, 14, 88		
588D	55, 126	808DMG	13, 15, 87	812UM	11, 14, 15, 88		
590D	55, 126	808M	10, 12, 14, 15, 85	812ZUMMG	13, 15, 87		
592D	55, 126	808MD	11, 12, 14, 15, 86	813M	10, 12, 14, 15, 85		
594D	55, 126	808MDMG	13, 15, 86	813MD	11, 12, 14, 15, 86		
596D	55, 126	808MG	12, 15, 85	813MDMG	13, 15, 86		
8045M	12, 14, 15, 85	808MMG	12, 15, 86	813MMG	12, 15, 86		
8045MD	12, 15, 86	808U	11, 14, 88	813UM	11, 14, 15, 88		
8045MDMG	13, 15, 86	808UM	11, 14, 15, 88	813ZUMMG	13, 15, 87		
8045MMG	15, 86	808ZUMMG	13, 15, 87	814D	10, 12, 14, 15, 87		
8045UM	15, 88	809D	10, 12, 14, 15, 87	814DMG	13, 15, 87		
804M	12, 14, 15, 85	809DMG	13, 15, 87	814M	12, 14, 15, 85		
804MD	12, 15, 86	809M	10, 12, 14, 15, 85	814MD	12, 15, 86		
804MDMG	13, 15, 86	809MD	11, 12, 14, 15, 86	814MDMG	13, 15, 86		
804MMG	15, 86	809MDMG	13, 15, 86	814MG	12, 15, 85		
804UM	15, 88	809MG	12, 15, 85	814MMG	12, 15, 86		
8055M	10, 12, 14, 15, 85	809MMG	12, 15, 86	814U	11, 14, 88		
8055MD	11, 14, 15, 86	809U	15, 88	814UM	11, 14, 15, 88		
8055MDMG	13, 15, 86	809UM	11, 14, 15, 88	814ZUMMG	13, 15, 87		
8055MMG	12, 15, 86	809ZUMMG	13, 15, 87	815M	12, 14, 15, 85		
8055UM	11, 14, 15, 88	810D	10, 12, 14, 15, 87	815MD	12, 15, 86		
805M	12, 14, 15, 85	810DMG	13, 15, 87	815MDMG	13, 15, 86		
805MD	12, 15, 86	810M	10, 12, 14, 15, 85	815MMG	12, 15, 86		
805MDMG	13, 15, 86	810MD	11, 12, 14, 15, 86	815UM	11, 14, 15, 88		
805MMG	12, 15, 86	810MDMG	13, 15, 86	815ZUMMG	13, 15, 87		
805UM	11, 14, 15, 88	810MG	12, 15, 85	816D	10, 12, 14, 15, 87		

**HAND TOOLS**
**A**

Adjustable T-Handle  
Speed Wrenches . . . . . 147

Angle Head Combination  
Wrenches . . . . . 138-139, 142-143

**B**

Bearing Puller . . . . . 165

Brake Caliper Tool Sets . . . . . 166

**C**

Circuit Testers . . . . . 167

Combination Wrenches . . . . . 135-145

Crowfoot Wrenches . . . . . 148-149

**D**

Dial Calipers . . . . . 167

Disc Brake Micrometers . . . . . 167

Double Box Wrenches . . . . . 147

**F**

Flare Nut Wrenches . . . . . 137

**H**

Half Moon Wrenches . . . . . 144-145

Hammer Puller . . . . . 165

Harmonic Balancer Puller . . . . . 163

Hydraulic Gear Puller . . . . . 165

**I**

Impact Drivers . . . . . 160

**N**

Nut Drivers . . . . . 154

**O**

Offset Wrenches . . . . . 146-147

**P**

Pick Up Tools . . . . . 160

Picks . . . . . 155

Pliers . . . . . 150-152

Pry Bars . . . . . 155-156

Pullers . . . . . 163-166

**R**

Ratchet & Bit Drivers . . . . . 159

Ratcheting Gearless Drivers . . . . . 160

Ribe Bit Sockets . . . . . 159

**S**

Screwdrivers . . . . . 152-153

Seal & Bearing Drivers . . . . . 166

Spring Compressor . . . . . 163

S-Style Wrenches . . . . . 146

Steering Wheel Puller . . . . . 163

Strut & Coil Compressor . . . . . 163

Stubby Combination  
Wrenches . . . . . 142-143, 145

**T**

Torque Wrenches . . . . . 168-169

TPMS Sensor Kits . . . . . 168

**V**

V-Groove Combination  
Wrenches . . . . . 138-141, 144

<b>Model #</b>	<b>Page</b>	<b>Model #</b>	<b>Page</b>
712.....	137	3041.....	150
714.....	137	3042.....	150
716.....	137	3600.....	150
718.....	137	3601.....	150
720.....	137	3602.....	150
722.....	137	3603.....	150
724.....	137	3604.....	150
726.....	137	3703.....	151
728.....	137	3704.....	151
730.....	137	3705.....	151
732.....	137	3706.....	151
734.....	137	3707.....	151
736.....	137	3708.....	151
740.....	137	3709.....	151
920.....	135	3710.....	151
921.....	135	3711.....	151
922.....	135	3712.....	151
923.....	135	3713.....	151
924.....	135	3714.....	151
925.....	136	3715.....	151
926.....	136	3716.....	151
927.....	136	3717.....	151
929.....	136	3718.....	151
930.....	136	3719.....	151
932.....	136	3720.....	152
933.....	136	3900.....	163
934.....	136	3901.....	163
936.....	136	3903.....	163
938.....	136	3904.....	163
941.....	136	3905.....	164
942.....	136	3906.....	164
944.....	136	3907.....	164
946.....	136	3908.....	164
948.....	136	3909.....	165
950.....	136	3911.....	165
952.....	136	3916.....	165
956.....	136	3918.....	165
960.....	136	3919.....	166
964.....	136	3920.....	166
968.....	135	3921.....	157
972.....	135	3930.....	166
976.....	135	4001.....	168
980.....	135	6010.....	167
3007.....	150	6013.....	167

# PRODUCT INDEX

<u>Model #</u>	<u>Page</u>	<u>Model #</u>	<u>Page</u>	<u>Model #</u>	<u>Page</u>	<u>Model #</u>	<u>Page</u>	<u>Model #</u>	<u>Page</u>
8844.....	157	9922.....	140	97435.....	149	98231.....	153	970810.....	148
8844 5/8.....	157	9923.....	141	97436.....	149	98232.....	153	970812.....	148
8844 3/4.....	157	9925.....	142	97438.....	149	98233.....	153	970814.....	148
8844 13/16.....	157	9926.....	142	97441.....	149	98234.....	153	970818.....	148
8844 9/16.....	157	9927.....	143	97442.....	149	98235.....	153	971010.....	148
8845.....	158	9930.....	143	97446.....	149	98236.....	153	971011.....	148
9604.....	135	9931.....	144	97730.....	148	98240.....	153	971012.....	148
9704.....	155	9934.....	162	97732.....	148	98241.....	153	971013.....	148
9707.....	136	9935.....	144	97734.....	148	98242.....	153	971014.....	148
9708.....	148	9936.....	145	97736.....	148	98243.....	153	971015.....	148
9714.....	137	9940.....	146	97738.....	148	99026.....	153	971016.....	148
9715.....	137	9945.....	146	97740.....	148	99067.....	153	971017.....	148
9720.....	148	9950.....	147	97741.....	148	99068.....	153	971018.....	148
9722.....	149	30070.....	150	97742.....	148	99294.....	161	971019.....	148
9723.....	158	30071.....	150	97744.....	148	99295.....	161	971610.....	162
9724.....	159	30072.....	150	97746.....	149	99296.....	161	971615.....	162
9725.....	159	30073.....	150	97748.....	149	99298.....	161	971620.....	162
9726.....	159	30074.....	150	97750.....	149	304210.....	150	971625.....	162
9727.....	147	30075.....	150	97752.....	149	304212.....	150	971627.....	162
9730.....	149	30076.....	150	97754.....	149	392101.....	157	971630.....	162
9740.....	149	30077.....	150	97756.....	149	392102.....	157	971640.....	162
9800.....	152	30078.....	150	97760.....	148	392103.....	157	971645.....	162
9803.....	155	30079.....	150	98001.....	152	392104.....	157	971650.....	162
9804.....	156	30411.....	150	98002.....	152	392105.....	157	971655.....	162
9805.....	156	30412.....	150	98003.....	152	392106.....	157	971660.....	162
9806.....	152	30413.....	150	98004.....	152	392107.....	157	972401.....	159
9809.....	137	30414.....	150	98005.....	152	392108.....	157	972402.....	159
9810.....	156	30415.....	150	98006.....	152	393010.....	166	972403.....	159
9812.....	155	30428.....	150	98007.....	152	393011.....	166	972404.....	159
9813.....	160	39301.....	166	98008.....	152	393012.....	166	972405.....	159
9816.....	156	39302.....	166	98023.....	153	393013.....	166	972406.....	159
9817.....	155	39303.....	166	98025.....	153	393014.....	166	972407.....	159
9818.....	156	39304.....	166	98061.....	152	393015.....	166	972408.....	159
9822.....	153	39305.....	166	98062.....	152	393016.....	166	972409.....	159
9825.....	155	39306.....	166	98063.....	152	393017.....	166	972410.....	159
9828.....	160	39307.....	166	98064.....	152	393018.....	166	972411.....	159
9829.....	160	39308.....	166	98065.....	152	884501.....	158	972412.....	159
9830.....	153	39309.....	166	98066.....	152	884502.....	158	972413.....	159
9831.....	154	97324.....	149	98067.....	152	884503.....	158	972414.....	159
9832.....	154	97325.....	149	98068.....	152	884504.....	158	972415.....	159
9833.....	155	97326.....	149	98221.....	153	884505.....	158	972416.....	159
9835.....	155	97327.....	149	98222.....	153	884506.....	158	972417.....	159
9837.....	155	97328.....	149	98223.....	153	884507.....	158	972418.....	159
9913.....	161	97329.....	149	98225.....	153	970802.....	148	972419.....	159
9914.....	138	97330.....	149	98226.....	153	970804.....	148	972420.....	159
9915.....	138	97332.....	149	98227.....	153	970806.....	148	972421.....	159
9916.....	139	97434.....	149	98229.....	153	970808.....	148	972422.....	159

<u>Model #</u>	<u>Page</u>	<u>Model #</u>	<u>Page</u>	<u>Model #</u>	<u>Page</u>	<u>Model #</u>	<u>Page</u>	<u>Model #</u>	<u>Page</u>
972423.....	159	983508.....	155	991606.....	139	993026.....	143	9928208.....	161
972424.....	159	991301.....	161	992208.....	140	993028.....	143	9928258.....	161
980901.....	137	991302.....	161	992210.....	140	993030.....	143	9928278.....	161
980902.....	137	991303.....	161	992212.....	140	993032.....	143	9928308.....	161
980903.....	137	991304.....	161	992214.....	140	993108.....	144	9928408.....	161
980904.....	137	991305.....	161	992216.....	140	993110.....	144	9928458.....	161
980905.....	137	991306.....	161	992218.....	140	993112.....	144	9928508.....	161
980906.....	137	991307.....	161	992220.....	140	993114.....	144	1819C.....	168
980907.....	137	991308.....	161	992222.....	140	993116.....	144	1819CE.....	168
980908.....	137	991309.....	161	992224.....	140	993118.....	144	1819CK.....	168
980909.....	137	991310.....	161	992226.....	140	993120.....	144	1819CS.....	168
983001.....	153	991311.....	161	992228.....	140	993122.....	144	706M.....	137
983002.....	153	991314.....	161	992230.....	140	993124.....	144	707M.....	137
983003.....	153	991315.....	161	992232.....	140	993126.....	144	708M.....	137
983004.....	153	991401.....	138	992312.....	141	993128.....	144	709M.....	137
983005.....	153	991402.....	138	992316.....	141	993130.....	144	710M.....	137
983006.....	153	991403.....	138	992320.....	141	993132.....	144	711M.....	137
983007.....	153	991404.....	138	992324.....	141	993501.....	144	712M.....	137
983008.....	153	991405.....	138	992510.....	142	993502.....	144	713M.....	137
983009.....	153	991406.....	138	992512.....	142	993503.....	144	714M.....	137
983010.....	153	991407.....	138	992514.....	142	993504.....	144	715M.....	137
983101.....	154	991408.....	138	992516.....	142	993505.....	144	716M.....	137
983102.....	154	991409.....	138	992518.....	142	993610.....	145	717M.....	137
983103.....	154	991410.....	138	992520.....	142	993612.....	145	718M.....	137
983104.....	154	991411.....	138	992522.....	142	993614.....	145	719M.....	137
983105.....	154	991412.....	138	992524.....	142	993616.....	145	9605M.....	135
983106.....	154	991413.....	138	992810.....	161	993618.....	145	9606M.....	136
983107.....	154	991414.....	138	992815.....	161	993620.....	145	9701A.....	168
983108.....	154	991512.....	138	992820.....	161	993622.....	145	9702A.....	169
983109.....	154	991514.....	138	992825.....	161	993624.....	145	9703B.....	169
983110.....	154	991516.....	138	992827.....	161	994001.....	146	9704-12.....	155
983111.....	154	991518.....	138	992830.....	161	994002.....	146	9704-18.....	155
983112.....	154	991520.....	138	992840.....	161	994003.....	146	9704-24.....	155
983201.....	154	991522.....	138	992845.....	161	994004.....	146	9704-8.....	155
983202.....	154	991524.....	138	992850.....	161	994005.....	146	9707M.....	136
983203.....	154	991526.....	138	992910.....	161	994501.....	146	9710M.....	148
983204.....	154	991528.....	138	992912.....	161	994502.....	146	9711A08.....	162
983205.....	154	991530.....	138	992914.....	161	994503.....	146	9711A10.....	162
983206.....	154	991532.....	138	992916.....	161	994504.....	146	9711A15.....	162
983207.....	154	991534.....	138	992918.....	161	994505.....	146	9711A20.....	162
983501.....	155	991536.....	138	993012.....	143	995001.....	147	9711A25.....	162
983502.....	155	991538.....	138	993014.....	143	995002.....	147	9711A27.....	162
983503.....	155	991601.....	139	993016.....	143	995003.....	147	9711A30.....	162
983504.....	155	991602.....	139	993018.....	143	995004.....	147	9711A40.....	162
983505.....	155	991603.....	139	993020.....	143	995005.....	147	9711A47.....	162
983506.....	155	991604.....	139	993022.....	143	9928108.....	161	9711A50.....	162
983507.....	155	991605.....	139	993024.....	143	9928158.....	161	9711A55.....	162

# PRODUCT INDEX

<u>Model #</u>	<u>Page</u>	<u>Model #</u>	<u>Page</u>	<u>Model #</u>	<u>Page</u>	<u>Model #</u>	<u>Page</u>
9711A60.....	162	991429M.....	143	992301M.....	141	993614M.....	145
9804-12.....	156	991430M.....	143	992345M.....	141	993616M.....	145
9804-16.....	156	991431M.....	143	992368M.....	141	993618M.....	145
9804-20.....	156	991432M.....	143	992379M.....	141	993620M.....	145
9804-6.....	156	9914M.....	138	992389M.....	141	993622M.....	145
983201M.....	154	991708M.....	139	9923M.....	141	9936M.....	145
983202M.....	154	991709M.....	139	992510M.....	142	994000M.....	146
983203M.....	154	991710M.....	139	992512M.....	142	994002M.....	146
983204M.....	154	991711M.....	139	992514M.....	142	994003M.....	146
983205M.....	154	991712M.....	139	992516M.....	142	994004M.....	146
983206M.....	154	991713M.....	139	992518M.....	142	994005M.....	146
983207M.....	154	991714M.....	139	992520M.....	142	9940M.....	146
9832M.....	154	991715M.....	139	992522M.....	142	994501M.....	147
9911A10.....	162	991716M.....	139	992524M.....	142	994502M.....	147
9911A12.....	162	991717M.....	139	9925M.....	142	994503M.....	147
9911A14.....	162	991718M.....	139	993010M.....	143	994504M.....	147
9911A16.....	162	991719M.....	139	993011M.....	143	994505M.....	147
9911A18.....	162	9917M.....	139	993012M.....	143	9945M.....	147
9911A20.....	162	9917MPR.....	139	993013M.....	143	995001M.....	147
9911A4.....	162	991820M.....	139, 140	993014M.....	143	995002M.....	147
9911A5.....	162	991821M.....	139, 140	993015M.....	143	995003M.....	147
9911A6.....	162	991822M.....	139, 140	993016M.....	143	995004M.....	147
9911A7.....	162	991823M.....	139, 140	993017M.....	143	995005M.....	147
9911A8.....	162	991824M.....	139, 140	993018M.....	143	9950M.....	147
991401M.....	138	9918M.....	140	993019M.....	143		
991402M.....	138	991925M.....	139, 140	9930M.....	143		
991403M.....	138	991926M.....	139, 140	993110M.....	144		
991404M.....	138	991927M.....	139, 140	9931112M.....	144		
991405M.....	138	991928M.....	139, 140	993111M.....	144		
991406M.....	138	991929M.....	139, 140	993113M.....	144		
991407M.....	138	991930M.....	139, 140	993114M.....	144		
991408M.....	138	991931M.....	139, 140	993115M.....	144		
991409M.....	138	991932M.....	139, 140	993116M.....	144		
991410M.....	138	9919M.....	140	993117M.....	144		
991411M.....	138	992210M.....	141	993118M.....	144		
991412M.....	138	992211M.....	141	993119M.....	144		
991413M.....	138	992212M.....	141	99318M.....	144		
991414M.....	138	992213M.....	141	99319M.....	144		
991420M.....	142	992214M.....	141	9931M.....	144		
991421M.....	142	992215M.....	141	993501M.....	145		
991422M.....	142	992216M.....	141	993502M.....	145		
991423M.....	142	992217M.....	141	993503M.....	145		
991424M.....	142	992218M.....	141	993504M.....	145		
991425M.....	142	992219M.....	141	993505M.....	145		
991426M.....	143	99228M.....	141	9935M.....	145		
991427M.....	143	99229M.....	141	993610M.....	145		
991428M.....	143	9922M.....	141	993612M.....	145		



**AIR TOOLS**
**A**

Air Tool Accessories ..... 194-198

**B**

Brake Caliper Set ..... 193

**C**

Chisels ..... 197-198

Cut-Off Tools ..... 184

Chuck Keys ..... 194

**D**

Die Grinders ..... 180-182

Die Grinder Kits ..... 183

Drills ..... 186

**G**

Grease Gun ..... 193

Grinders ..... 180-182

**H**

Hammers ..... 187-188

**I**

Impact Wrenches ..... 172-174

**N**

Needle Scalers ..... 188

**P**

Pencil Die Grinder Kit ..... 183

Polishers ..... 178-179

Power Vacuum ..... 193

Punch/Flange Tools ..... 185

**R**

Ratchets ..... 175-176

Regulator ..... 192

Riveters ..... 189-190

**S**

Sanders ..... 177-179

Saw ..... 184

Shear ..... 184

Spark Plug Cleaner ..... 193

Spray Gun ..... 191-192

<b>Model #</b>	<b>Page</b>	<b>Model #</b>	<b>Page</b>
3912.....	193	3ZGQC050-50 .....	196
8727.....	194	3ZGQC080-50 .....	196
8737.....	194	3ZGQC120-50 .....	196
9011.....	193	6AOPSA080-50.....	197
9091.....	192	6AOPSA120-50.....	197
87208.....	197	6AOPSA150-50.....	197
87602.....	184, 194	6AOPSA180-50.....	197
2AOCRSQC-50 .....	196	6AOPSA240-50.....	197
2AOFINEQC-50.....	196	6AOPSA320-50.....	197
2AOMEDQC-50.....	196	6AOPSA500-50.....	197
2AOQC036-50 .....	196	6AOPSA600-50.....	197
2AOQC050-50 .....	196	6PSAPAD.....	177, 178, 195, 197
2AOQC080-50 .....	196	8200HUB .....	179, 195
2AOQC120-50 .....	196	8200REW .....	179, 195
2QCPAD .....	196	8200SW.....	179, 195
2ZGQC036-50 .....	196	8200WWC .....	179, 195
2ZGQC050-50 .....	196	8200WWF .....	179, 195
2ZGQC080-50 .....	196	8200WWM.....	179, 195
2ZGQC120-50 .....	196	9002B .....	191
3AOCRSQC-50 .....	196	9004A.....	191
3AOFINEQC-50.....	196	9014A.....	192
3AOMEDQC-50.....	196	AC01 .....	198
3AOQC036-50 .....	196	AC02 .....	198
3AOQC050-50 .....	196	AC03 .....	197, 198
3AOQC080-50 .....	196	AC04 .....	198
3AOQC120-50 .....	196	AC05 .....	198
3AOSD036-25 .....	196	AC06 .....	198
3AOSD036-50 .....	196	AC07 .....	197, 198
3AOSD080-25 .....	196	AC08 .....	197, 198
3AOSD080-50 .....	196	AC09 .....	198
3AOSD180-25 .....	196	AC10 .....	197, 198
3AOSD180-50 .....	196	AC11 .....	198
3AOSD220-25 .....	196	AC12 .....	197, 198
3AOSD220-50 .....	196	AC13 .....	197, 198
3AOSD320-25 .....	196	AC14 .....	197, 198
3AOSD320-50 .....	196	AC15 .....	198
3AOSD800-25 .....	196	AC16 .....	197, 198
3AOSD800-50 .....	196	AC17 .....	197, 198
3BLKSFTPAD .....	196	AC18 .....	197, 198
3HLPAD.....	196	AC19 .....	197, 198
3QCPAD .....	196	AC20 .....	197, 198
3WHTMEDPAD .....	196	AC21 .....	197, 198
3WOLSFTPAD .....	196	AC22 .....	197, 198
3ZGQC036-50 .....	196	AC23 .....	197, 198

# PRODUCT INDEX

<b>Model #</b>	<b>Page</b>	<b>Model #</b>	<b>Page</b>	<b>Model #</b>	<b>Page</b>
AC24	197, 198	SX113	176	SX556-6	174
AC25	198	SX1819T	190	SX6210	184
ACS06	197	SX1819TV	190	SX6215	184
ACS10	197	SX203N	178	SX7120K	179
RS10A21	191	SX211A	180	SX7131K	179
RS10A23	191	SX221B	186	SX7230K	179
RS18TPIBLADES	184	SX223	186	SX7235	177
RS21134	180, 195	SX227B	184	SX76	192
RS227B17	184	SX230B	182	SX7625	177
RS227B19	184	SX231B	181	SX7650	177
RS227B20	184	SX232B	183	SX7770	178
RS24623	188, 195	SX233A	184	SX7860	177
RS248025	187, 188, 195	SX235KTB	187	SX7870	178
RS24TPIBLADES	184	SX243	188	SX8200	179
RS265B31	195	SX245K	183	SX821A	172
RS28635A	178, 195	SX246	188	SX9200	187
RS296C44	195	SX247	188	SX959A	173
RS32TPIBLADES	184	SX247FC	188		
RS600CCA	191	SX264	182		
RS70C28	192	SX264K	183		
RS70C30	192	SX275B	187		
RS730280	188, 195	SX278C	185		
RS787036	178, 195	SX280	185		
RS787037	195	SX288C	177		
RS79437N	194	SX3820	175		
RS79535	194	SX3825	175		
RS87106	186, 194	SX3830	175		
RS87109	186, 194	SX3835	176		
RS87301	187, 195	SX4325K	172		
RS9002B2.0	191	SX4335	172		
RS9004A2.0	191	SX4335BT	172		
RS901109	193	SX4345	173		
RS901122	193	SX4345-2	173		
RS920010	184	SX4345BT	173		
RSRHK100	176	SX4348	173		
RSRHK100C	176	SX4348BT	173		
RSRHK106B	175	SX4355	174		
RSRHK3225	175	SX4355BT	174		
RSRHK3820	175	SX4360-6	174		
RSRHK3830	175	SX5201	180		
RSRHK3835	176	SX5203	182		
SX0918T	190	SX5205	180		
SX1000	193	SX5205L	181		
SX106B	175	SX5206	181		
SX108A	176	SX5210	181		
SX10A	191	SX5245	180		
SX111	172	SX545B	186		

**LIFTING EQUIPMENT**
**B**

Bottle Jacks.....209-210

**E**

 Engine Crane / Engine  
 Support Tool..... 217  
 Engine Stands / ATV  
 Motorcycle Lift .....215-216

**F**

 Floor Model  
 Transmission Jacks ..... 214  
 Floor Service Jacks .....201-203

**J**

Jack Stands..... 207

**P**

 Portable Hydraulic  
 Power Kits ..... 211

**T**

 Truck Equipment ..... 206  
 Truck Jacks / Portable  
 Air Lift Jack.....204-205

**U**

 Under Hoist and Trailer  
 Support Stands..... 208  
 Under Hoist  
 Transmission Jacks .....212-213

<b>Model #</b>	<b>Page</b>	<b>Model #</b>	<b>Page</b>
1003.....	207	4920CAH .....	210
1006.....	207	4923A.....	209
1012.....	207	4930A.....	209
1210.....	207	4940A.....	211
1310.....	207	4950B .....	209
1330.....	206	5041B .....	210
1410.....	207	5081B .....	210
1501.....	206	6602ASJ.....	202
1520.....	206	6612UPS .....	202
1522.....	207	6613A.....	201
1622.....	208	6808BD .....	208
4998.....	216	7700B .....	213
5085.....	210	7740B .....	214
5207.....	217	7750B .....	214
5208.....	217	7752C .....	214
5218.....	217	7793B .....	213
6603.....	202	8300DP .....	216
6604.....	203	8300GA .....	215
6606.....	203	RS5218AHR .....	210
6609.....	203	RS10T01.....	211
6614.....	203	RS10T01WH.....	211
6616.....	216	RS10T02.1.....	211
6622.....	204	RS10T02.2.....	211
6623.....	205	RS10T02.3.....	211
6635.....	204	RS10T02.4.....	211
6710.....	205	RS10TP.....	211
6809.....	208	RS10TR.....	211
6810.....	208	RS4T02.1.....	211
7702.....	201	RS4T02.2.....	211
7706.....	213	RS4T02.3.....	211
7795.....	212	RS4T02.4.....	211
7796.....	212	RS4T02.5.....	211
8259.....	215	RS4T03.....	211
8750.....	215	RS4T04A.....	211
66037.....	201	RS4T05.....	211
4902A.....	209	RS4T06.....	211
4904A.....	209	RS4T07.....	211
4906A.....	209	RS4T08.....	211
4908A.....	209	RS4T09.....	211
4910A.....	211	RS4T10.....	211
4912A.....	209	RS4TP.....	211
4912CAH .....	210	RS4TR.....	211
4913A.....	209	RSHS .....	211
4920A.....	209	RSPG .....	211

**SHOP EQUIPMENT**

**A**

Accessories, Carts . . . . . 224-227  
 Air Tool & Hose Rack, Carts . . . . . 226  
 Accessories & Kits, Presses . . . 239-241

**B**

Bench Grinder . . . . . 232  
 Bed Plates, Presses . . . . . 240  
 Bearing Splitters, Presses. . . . . 241

**C**

Creepers . . . . . 228

**D**

Drawers, Carts. . . . . 225  
 Drill Press . . . . . 230

**E**

EVA Foam, Carts . . . . . 227

**G**

Grinder Stand. . . . . 232  
 Grinders . . . . . 232

**L**

Leg Extensions, Carts. . . . . 227  
 Lock Set, Carts . . . . . 227

**M**

Manual Rack, Carts . . . . . 226

**P**

Press Blocks, Presses . . . . . 240  
 Punches, Presses. . . . . 240

**R**

Rubber Liner, Carts . . . . . 227

**S**

Service Carts. . . . . 220-223  
 Storage Bins, Carts . . . . . 226  
 Seats . . . . . 228  
 Shop Presses . . . . . 233-238

**V**

Vise. . . . . 230

**W**

Work Table. . . . . 221

<b>Model #</b>	<b>Page</b>	<b>Model #</b>	<b>Page</b>	<b>Model #</b>	<b>Page</b>
1110.....	227	185050.....	241	8013ABL.....	221
1111.....	227	185055.....	241	8013ABLDELUXE .....	222
5003.....	232	212027.....	240	8013ADELUXE.....	222
5004.....	230	212028.....	240	8013LS.....	227
5212.....	234	212029.....	240	8016BK .....	225
5220.....	234	212031.....	240	8016BL.....	225
5240.....	235	212032.....	240	8035R.....	222
5250.....	236	212033.....	240	8043R.....	223
8004.....	224	212037.....	240	8045BK .....	222
8007.....	225	212038.....	240	8045BL.....	222
8008.....	220, 222, 224	212039.....	240	8045LS.....	222
8011.....	224	212041.....	240	8050BK .....	223
8014.....	227	212053.....	240	8054BK .....	223
8016.....	225	212104.....	240	RS5000A87.....	230
8019.....	221	212105.....	240	RS500119B .....	232
8023.....	226	212106.....	240	RS500135B .....	232
8027.....	226	5000A.....	230	RS500219B .....	232
8028.....	226	5001A.....	232	RS500405.....	230
8032.....	220	5002A.....	232	RS8018CS .....	221
8033.....	220	5220AH .....	234	RS8509WH.....	229
8035.....	222	5240AO .....	235	RS8511CS .....	228
8043.....	223	5240MP .....	235	RS8515CS .....	228, 229
8045.....	222	5250EP.....	236	RSSCPW .....	221
8050.....	223	52BWK40.....	239	RSSCPP1 .....	221
8054.....	223	52PAK6.....	239	RSSCPW.....	221
8503.....	228, 229	52PAK8.....	239		
8504.....	228	52PP2.....	239		
8505.....	228	52PP4.....	239		
8507.....	229	52PPK3.....	239		
8509.....	229	52PPK5.....	239		
8511.....	228	8003SC .....	220		
8514.....	229	8004BK .....	224		
8515.....	228	8004BL.....	224		
8810.....	231	8004SSM.....	227		
8812.....	231	8005SC .....	221		
8813.....	231	8006CRBK .....	225		
8814.....	231	8006CRBL.....	225		
8817.....	231	8006RB.....	220, 225		
52100.....	237	8007BK .....	225		
52150.....	238	8007BL1 .....	225		
185002.....	241	8011BK .....	224		
185005.....	241	8011BL.....	224		
185007.....	241	8013A.....	221		
185025.....	241	8013ABK.....	221		
185026.....	241	8013ABKDELUXE.....	222		

















Distributed by:



[www.sunextools.com](http://www.sunextools.com)

Shipping Address: Sunex Tools • 315 Hawkins Rd. • Travelers Rest, SC 29690

Mailing Address: Sunex Tools • PO Box 1233 • Travelers Rest, SC 29690

Sunex Tools® Service: 877.786.3939 • Toll Free: 1.800.833.7869

Fax: 864.834.7954



REF: SXCS194-13

Rev. 2/27/13